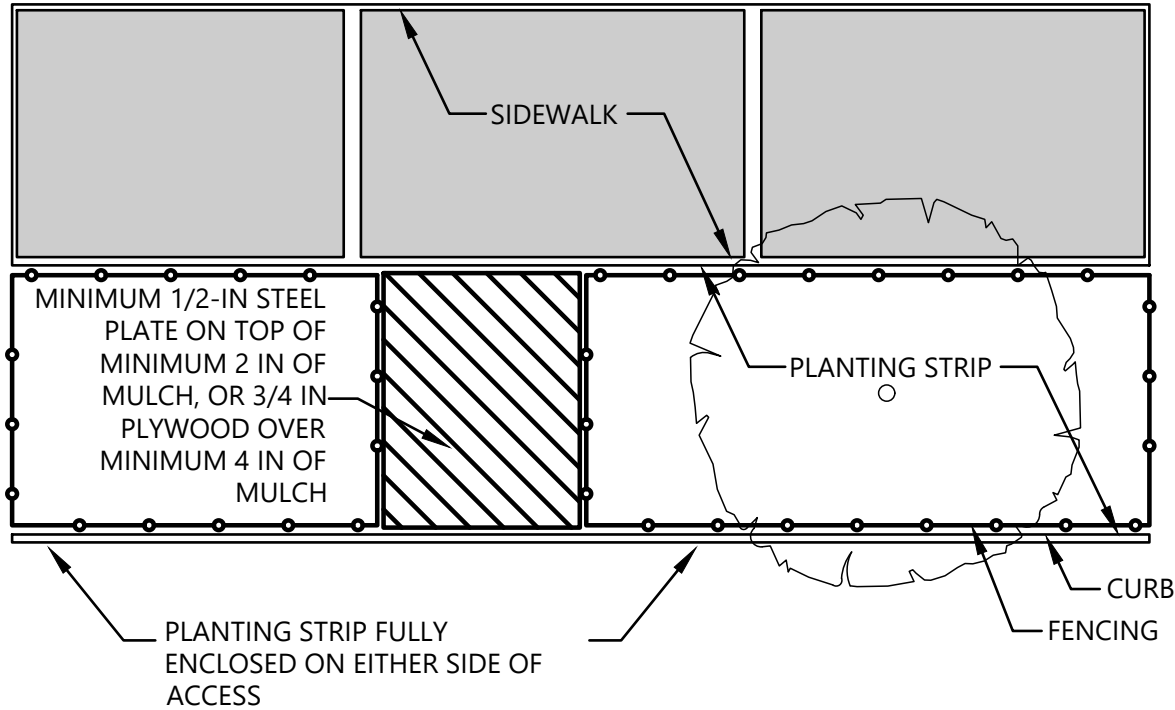
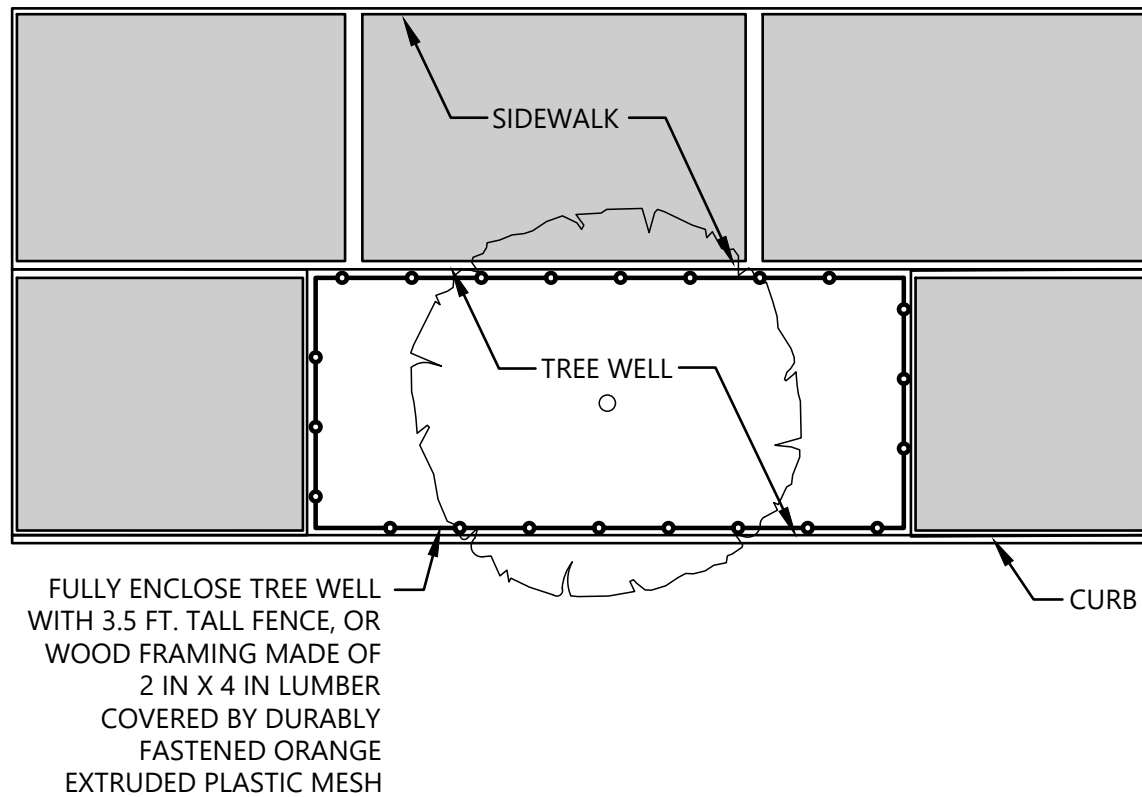


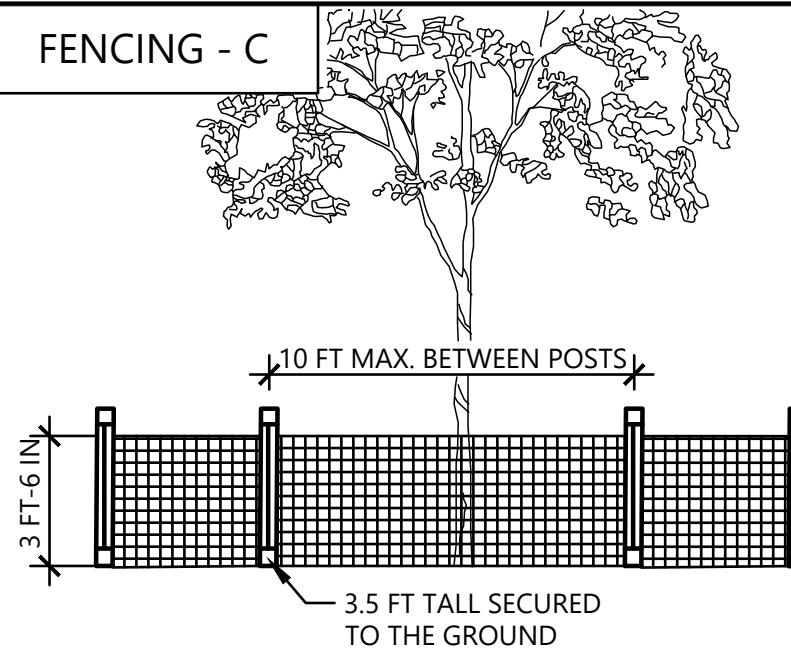
FENCING - A



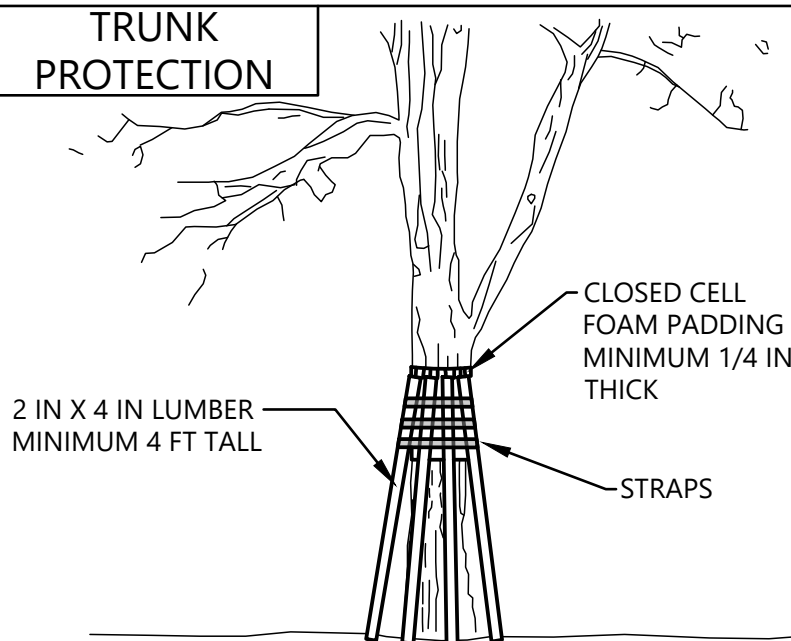
FENCING - B



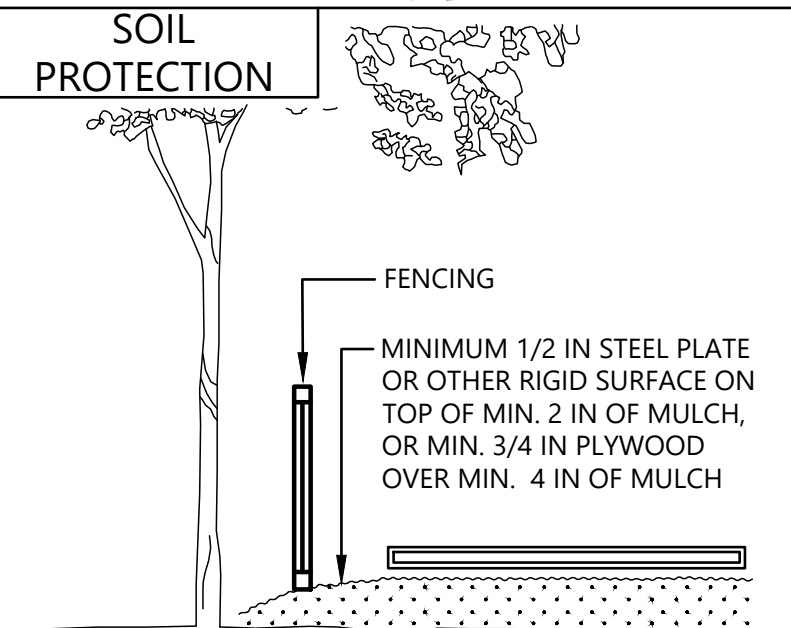
FENCING - C



TRUNK PROTECTION



SOIL PROTECTION



GENERAL NOTES:

1. ADDITIONAL PERMITS ARE REQUIRED FOR ROOT PRUNING. INSPECTION BY THE CITY FORESTER IS REQUIRED BEFORE CUTTING AND/OR REMOVING ANY ROOTS.
2. PRUNING OF BRANCHES MUST BE APPROVED BY THE CITY FORESTER.
3. DUE TO THE COMPACT SPACE IN THE RIGHT-OF-WAY THE ROOT PROTECTION ZONE WILL BE DEFINED BY THE CITY FORESTER. IF NOT DEFINED THE STANDARD ROOT PROTECTION ZONE IS ESTABLISHED AS FOLLOWS; 1 FT RADIUS (MEASURED HORIZONTALLY AWAY FROM THE FACE OF THE TREE TRUNK) FOR EACH INCH OF TREE DIAMETER AT 4.5 FT ABOVE GRADE.
4. PROTECT THE TREE AND ROOT PROTECTION ZONES USING ANY COMBINATION OF FENCING, SOIL PROTECTION, AND TRUNK PROTECTION. CONSIDER SITE CONDITIONS WHEN SELECTING PROTECTION METHODS. ACCESS TO THE PROPERTY MUST BE MAINTAINED FOR FIRE AND LIFE SAFETY. FIVE (5) FT OF CLEAR SPACE MUST BE MAINTAINED AROUND FIRE HYDRANTS, WATER METERS AND OTHER UTILITIES.
5. FENCING: FENCING SHALL BE 3.5 FT TALL FENCE, OR 3.5 FT TALL WOOD FRAMING MADE OF 2 IN BY 4 IN LUMBER COVERED BY DURABLY FASTENED ORANGE FENCE.
6. SOIL PROTECTION: IN CASES WHERE ALLOWING ACCESS IS UNAVOIDABLE THROUGH THE ROOT PROTECTION ZONE, EITHER A MINIMUM OF 1/2 IN STEEL PLATE PLACED ON TOP OF A BED OF MINIMUM 2 IN OF MULCH, OR A MINIMUM OF 3/4 IN PLYWOOD OVER MINIMUM OF 4 IN OF MULCH, MAY BE USED TO BRIDGE OVER THE ROOT PROTECTION ZONE.
7. TRUNK PROTECTION: IF FENCING IS NOT PRACTICABLE, TRUNK PROTECTION MAY BE USED CONSISTING OF 2 IN X 4 IN LUMBER MINIMUM 4 FT TALL LOOSELY BANDED ONTO THE TREES WITH STRAPS, AND ANGLED SO THAT THE TRUNK FLARE AND BUTTRESS ROOTS ARE ALSO PROTECTED. CLOSED CELL FOAM PADDING MINIMUM OF 1/4 IN THICK SHALL BE PLACED BETWEEN THE TRUNK AND THE LUMBER. USE STRAPS OR WIRE TO BIND THE PLANKS IN PLACE. DO NOT DRIVE FASTENERS INTO THE TREE. WHEN USING TRUNK PROTECTION, SOIL PROTECTION AS DESCRIBED ABOVE SHALL ALSO BE USED TO PROTECT UNFENCED ROOT PROTECTION ZONES.
8. TREE PROTECTION SHALL BE PLACED BEFORE GROUND DISTURBING ACTIVITY STARTS AND REMAIN IN PLACE UNTIL CONSTRUCTION HAS BEEN COMPLETED. SIGNAGE DESIGNATING THE PROTECTION ZONE SHALL BE SECURED IN A PROMINENT LOCATION.
9. THE ROOT PROTECTION ZONE SHALL REMAIN FREE OF CONSTRUCTION MATERIALS AND DEBRIS. CITY FORESTER MUST APPROVE ANY CLEARING OR GRUBBING PROPOSED INSIDE THE ROOT PROTECTION ZONE.
10. ANY PROTECTION METHODS THAT DO NOT ADHERE TO THIS PRESCRIPTIVE TREE PROTECTION DETAIL MUST BE APPROVED BY THE CITY FORESTER.

The selection and use of this Standard Detail, while designed in accordance with generally accepted engineering principles and practices, is the sole responsibility of the user.

PORTLAND PARKS & RECREATION
Healthy Parks, Healthy Portland
[Signature]
City Forester

Standard Detail Title
**STREET TREE PROTECTION
DETAIL - PRESCRIPTIVE PATH**

Note:
All material and work shall be in accordance with the City of Portland Standard Construction Specifications.

Effective Date: **8/5/22**
Calc. Book No.: N/A
Baseline Report Date: N/A
Standard Detail No.
P-582