

City of Portland Approved Street Tree Planting List

6 Foot Wide and Greater Planting Spaces

With high voltage power lines



Chinese Pistache



PORTLAND PARKS & RECREATION™
Healthy Parks, Healthy Portland

Permits are required for planting a street tree. Here's how:

- 1 Application** – apply online for a FREE permit from Urban Forestry
- 2 Inspection** – an Urban Forestry Tree Inspector will review your application
- 3 Permit issued** – a permit is sent and includes a list of trees to choose from
- 4 Purchase tree** – select and purchase the tree
- 5 Plant** – dial 811 to check for underground utilities and plant your new tree

Choose a tree from the list provided within this brochure

Trees on this list:

- Are carefully selected to grow well with your planting space
- Minimize conflicts with sidewalks, streets, buildings and utilities
- Are not invasive or prone to pests
- Promote diversity for a healthy urban forest

Check with Urban Forestry if you'd like to plant a tree that is not on this list. **For 6 foot wide and greater planting spaces, with high voltage power lines, mature tree size range must be 20 to 35 feet (height) x 20 to 30 feet (width).**

Contact Urban Forestry

- For planting, pruning, removal permits
- Emergency tree response
- Education and volunteer opportunities

web: portlandoregon.gov/trees

email: trees@portlandoregon.gov

ph: 503-823-TREE (8733)

fax: 503-823-4493

in-person (check online for hours):

1900 SW 4th Avenue, 1st fl, Portland 97201

Resources

Local nurseries

portlandoregon.gov/trees/nurseries

Planting and care

portlandoregon.gov/trees/treeplanting

Friends of Trees

friendsoftrees.org

Urban Forestry's mission is to manage and ensure Portland's urban forest infrastructure for current and future generations.

The City of Portland is committed to providing meaningful access. For accommodations, modifications, translation, interpretation or other services, please contact 503-823-4437.

503-823-4437 | Traducción o interpretación | Chuyên Ngữ hoặc Phiên Dịch | 翻译或传译 | Письмовий або усний переклад | Письменный или устный перевод | Turjumida ama Fasiraadda | ترجمة تحريرية أو شفوية | 翻译または通訳 | ການແປສຳລັບ ຫຼື ການອະທິບາຍ | Traducere sau Interpretare

Updated September 2019



PORTLAND PARKS & RECREATION™

Healthy Parks, Healthy Portland

Commissioner Nick Fish | Director Adena Long

PORTLANDOREGON.GOV





Southern Magnolia

Street trees are a community resource!

Planting and care of street trees, which grow in the city right-of-way, are the responsibility of the adjacent property owner. To ensure that Portland's streets are beautiful, healthy, and safe, Urban Forestry oversees permits for street trees and provides tree related education for the public.

Trees provide essential services for us! They...

- Clean the air and filter stormwater
- Cool our city
- Improve human health
- Slow traffic on busy streets
- Provide habitat for birds and bees
- Create beauty and a sense of place

Select a quality tree for success

Buy your tree from a professional nursery that supplies trees at the required size for street tree planting, and look for the following characteristics:



Eastern Redbud

Size requirements

Conifers must be at least 5' in height. Broadleaf tree size depends on the development type:

Development type	Minimum caliper size (trunk diameter 6" above ground)
One and two family residential	1.5"
Multi-dwelling residential	2.0"
All others	2.5"

Plant your new tree properly!































- Plant during the cool, wet months of October through April to help roots grow.
- For the next three years, provide water from May through September, at least 15 gallons per week.
- Apply a layer of mulch around the tree to cool the soil and conserve water.

















Planting well and watering the first few years is the best way to be sure that your tree lives and thrives for decades!



American Hornbeam

Approved Street Tree List for 6 Foot Wide or Greater Planting Spaces with high voltage power lines

Tree Type	Tree Common Name <i>Scientific Name</i>	Height x Width	Features	Description
Cascara	Cascara <i>Frangula purshiana</i>	30 x 25	   	This native tree performs best in part to full shade. Provides small black fruit that are a favorite with birds. Leaves turn golden in fall.
Catalpa	Chinese Catalpa <i>Catalpa ovata</i>	25 x 25		Attractive, orchid-like flowers mature into long, slender seedpods.
Chitalpa	Chitalpa <i>xChitalpa tashkentensis</i> 'Pink Dawn'	30 x 30		Pale pink flowers appear in summer and last for several months. A tough and drought tolerant tree.
Dogwood	Eddie's White Wonder Dogwood <i>Cornus</i> 'Eddie's White Wonder'	35 x 20	   	A hybrid dogwood selected for its large, white flower bracts and disease resistance. Red fall color.
	Starlight® Dogwood <i>Cornus elwinortonii</i> 'KN4-43'	30 x 20	   	
	Venus® Dogwood <i>Cornus elwinortonii</i> 'KN30-8'	25 x 20	   	A hybrid dogwood selected for its large, white flower bracts and disease resistance. Red to purple-red fall color.
Fringetree	Chinese Fringetree <i>Chionanthus retusus</i>	20 x 25	  	In late spring, magnificent clusters of fragrant white fringe-like flowers cover the branch tips.
Ginkgo	Saratoga Ginkgo <i>Ginkgo biloba</i> 'Saratoga'	35 x 30		Distinctive fishtail shaped leaves turn a striking gold in fall. Ginkgo is very tolerant of pollution and tough conditions. Nearly pest-free. Fruitless.
Goldenrain Tree	Goldenrain Tree <i>Koelreuteria paniculata</i>	30 x 25	  	Long clusters of yellow flowers bloom in mid-summer and form lantern-like seed capsules. Leaves change from red-copper in spring to green in summer and yellow-orange in fall.
Hawthorn	Lavalle Hawthorn <i>Crataegus xlavalleei</i>	25 x 20	  	Large clusters of white flowers are followed by orange-red fruit. The glossy green leaves stay on the tree late into fall.
Hophornbeam	American Hophornbeam <i>Ostrya virginiana</i>	30 x 25		Fruit clusters look like hop flowers. Pest resistant and drought tolerant. Bright orange-gold fall color.
Hornbeam	Firespire® American Hornbeam <i>Carpinus caroliniana</i> 'J.N. Upright'	30 x 25		Slow growing, tough tree with an unusual fluted trunk. Fall color ranges from yellow to orange to red.
	Native Flame® American Hornbeam <i>Carpinus caroliniana</i> 'JFS-KW6'			

Tree Type	Tree Common Name <i>Scientific Name</i>	Height x Width	Features	Description
Ironwood	Ruby Vase® Persian Ironwood <i>Parrotia persica</i> 'Inge'	35 x 20	 	Upright, narrow cultivars with brilliant yellow, orange and red fall colors. Exfoliating bark exhibits a mosaic of green, white, and brown.
	Vanessa Persian Ironwood <i>Parrotia persica</i> 'Vanessa'			
Maackia	Amur Maackia <i>Maackia amurensis</i>	30 x 25	  	A tough tree that grows well in poor soils. Produces small white flower clusters in mid-summer. Golden fall color.
Magnolia	Elizabeth Magnolia <i>Magnolia</i> 'Elizabeth'	30 x 20		Large fragrant spring flowers appear in late spring: luminous pale yellow for Elizabeth and brilliant pink-purple for Galaxy.
	Galaxy Magnolia <i>Magnolia</i> 'Galaxy'			
	Victoria Southern Magnolia <i>Magnolia grandiflora</i> 'Victoria'	30 x 20	 	Large fragrant creamy white flowers appear in late spring. The glossy, evergreen leaves have cinnamon-brown and fuzzy undersides.
Osage-orange	White Shield Osage-orange <i>Maclura pomifera</i> 'White Shield'	35 x 35		A thornless and fruitless osage orange variety with glossy green leaves that turn orange in fall. Once established, it is heat and drought tolerant.
Pistache	Chinese Pistache <i>Pistachia chinensis</i>	30 x 25		Highly tolerant of hot, dry summers once established. Striking fall color is yellow, orange, and red.
Raisintree	Japanese Raisintree <i>Hovenia dulcis</i>	35 x 25	 	Sweet, fragrant white flowers are a bee favorite. The flowers, fruit, and flower stalk are edible and taste like raisins.
Redbud	Eastern Redbud <i>Cercis canadensis</i>	30 x 30	 	Abundant pink-purple flowers cover the tree in early spring, followed by heart-shaped leaves.
Tupelo	Gum Drop® Tupelo <i>Nyssa sylvatica</i> 'JFS-PN Legacy1'	30 x 20		A compact, upright tupelo cultivar. Glossy dark green leaves turn bright red in autumn leaves. Fruitless.
Zelkova	City Sprite® Japanese Zelkova <i>Zelkova serrata</i> 'JFS-KW1'	25 x 20		Compact, dense tree grows well in tight spaces. Leaves turn brilliant orange, bronze, red, and purple in the fall.
	Wireless® Japanese Zelkova <i>Zelkova serrata</i> 'Schmidtlow'	25 x 30		

Features:



Native



Evergreen



Attracts wildlife



Showy flowers



Fall color



Texturized bark



Grows best in part shade