

PBOT

PORTLAND BUREAU OF TRANSPORTATION

1120 SW Fifth Ave, Suite 1331, Portland OR 97204

Main: 503-823-5185 TTY: 503-823-6868 Fax: 503-823-7576 Portland.gov/Transportation

Jo Ann Hardesty Commissioner Chris Warner Director

Memorandum

To: the Eliot Parking Task Force

From: Kathryn Doherty-Chapman, Project Manager, PBOT Parking Operations

Date: December 28, 2022

RE: January meeting materials

Eliot Parking and transportation survey findings

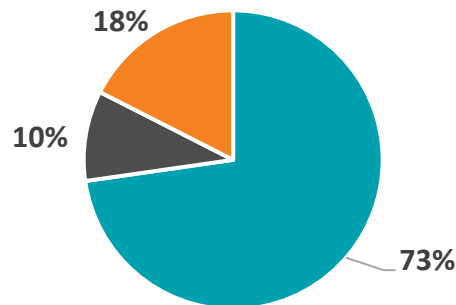
1. Who took the survey?

- **297 complete responses between September and December 2022**
 - Note, not everyone responded to all questions.
 - This is a statistically viable response rate for the population in the Eliot neighborhood at 95% confidence level.

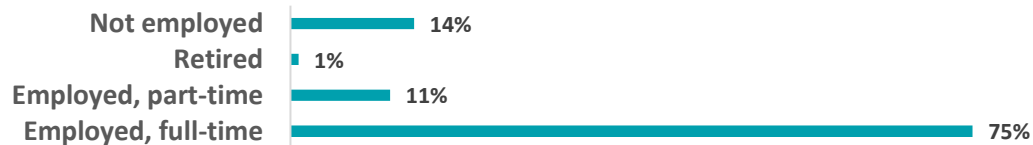
■ Resident

■ Employees/
Business
owners

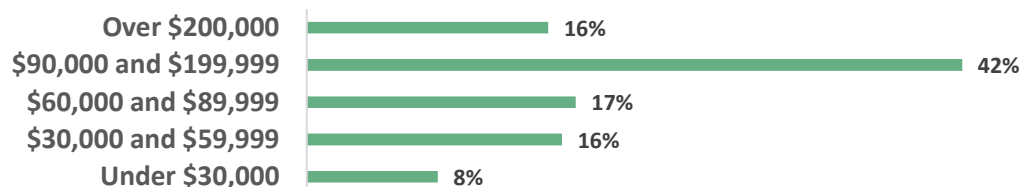
■ Both



Employment status all respondents n=225



Household income all respondents n=225

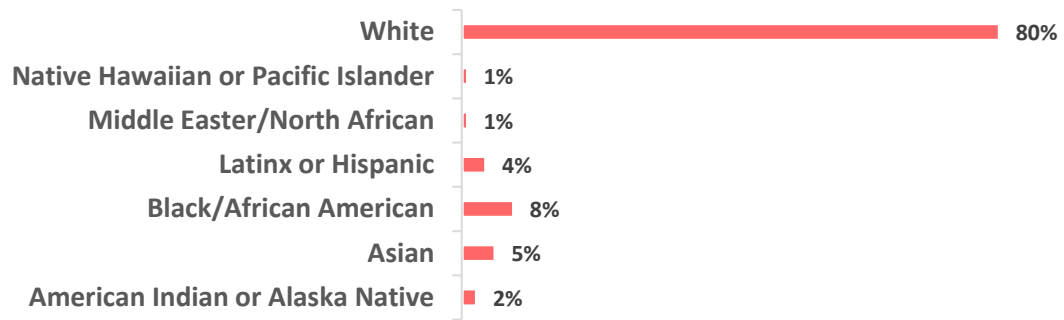


n= the number of responses to that question

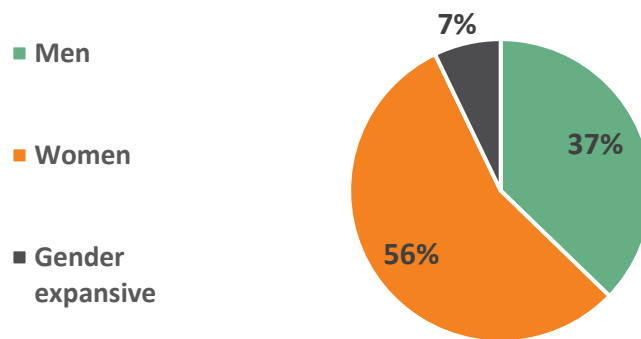
The City of Portland ensures meaningful access to city programs, services, and activities to comply with Civil Rights Title VI and ADA Title II laws and reasonably provides: translation, interpretation, modifications, accommodations, alternative formats, auxiliary aids and services. To request these services, contact 503-823-5185, City TTY 503-823-6868, Relay Service: 711.



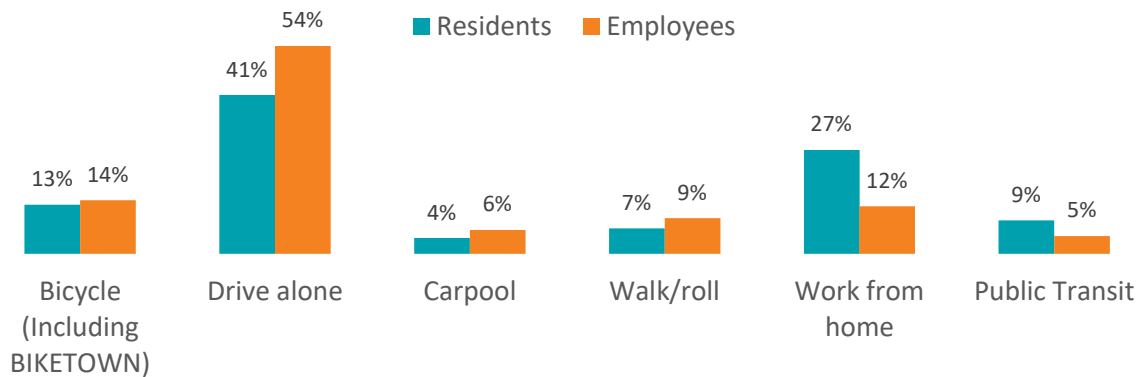
All Respondents Ethnicity/Race n=220



Gender all respondents n=196



Commute mode n=262

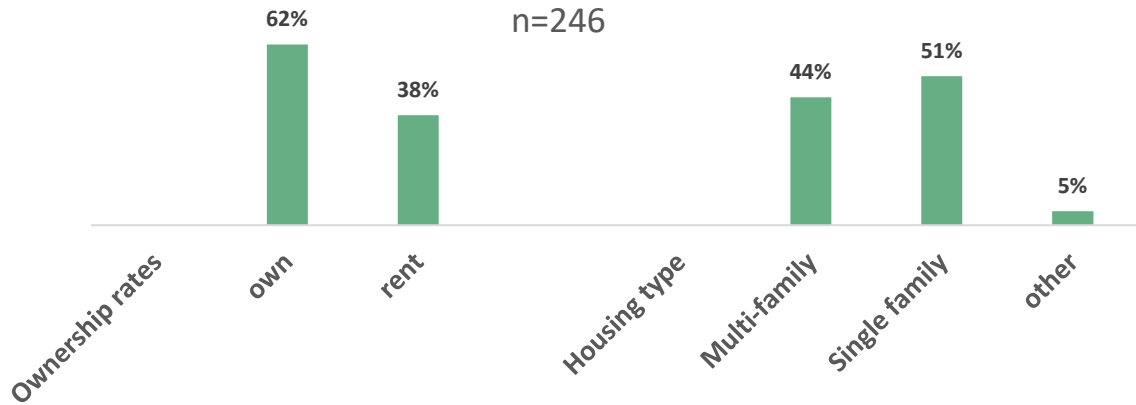


Summary

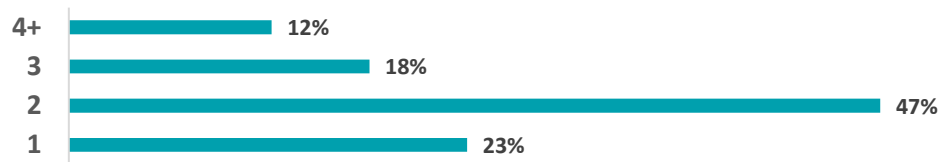
- There were significantly more responses from residents than employees and business owners.
- The respondents' demographics generally track with the Portland data in terms of race, ethnicity, income, and gender.
- More employee respondents drive to work than residents (41% versus 54%), resident respondents were more likely to take transit to work (9% versus 5%) which is lower than the citywide average
- Both employees and residents' respondents' bike to work more than the citywide average (~14% versus 5%)

2. Residents

Eliot Resident respondents Housing type/ownership rates
n=246



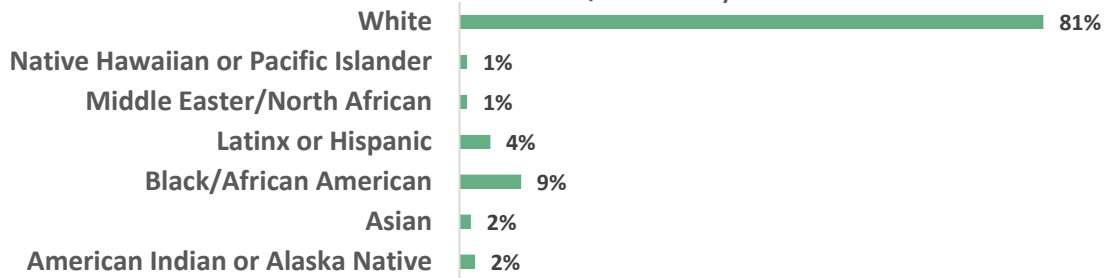
Resident Household size n=228



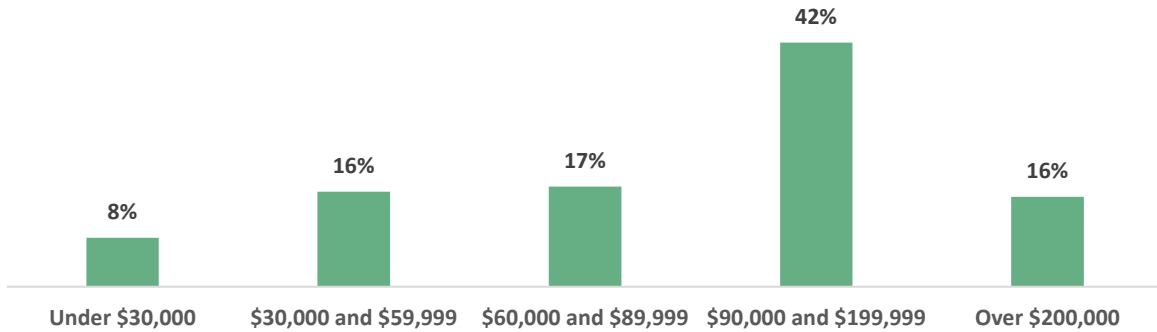
Residents available HH vehicles n=248



Residents Race/Ethnicity n =187

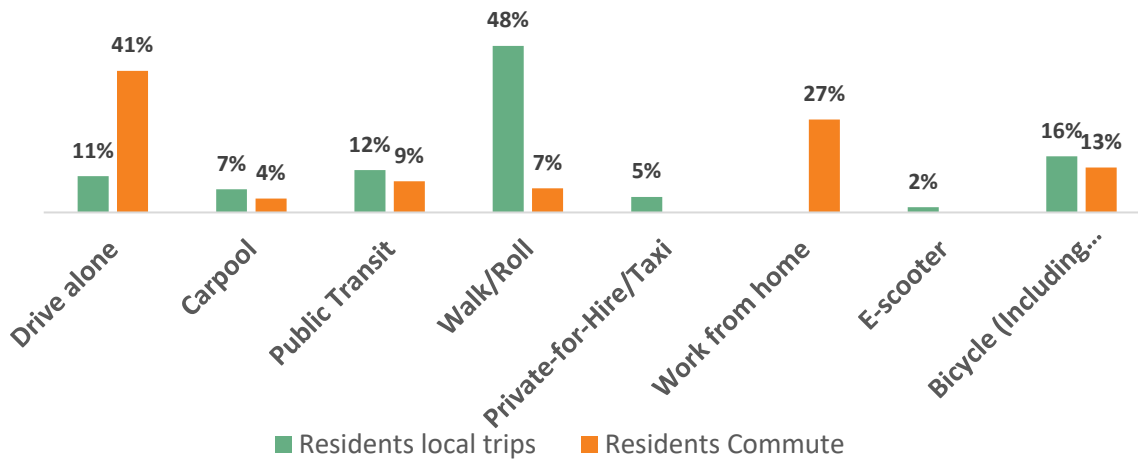


Residents Household income n=225

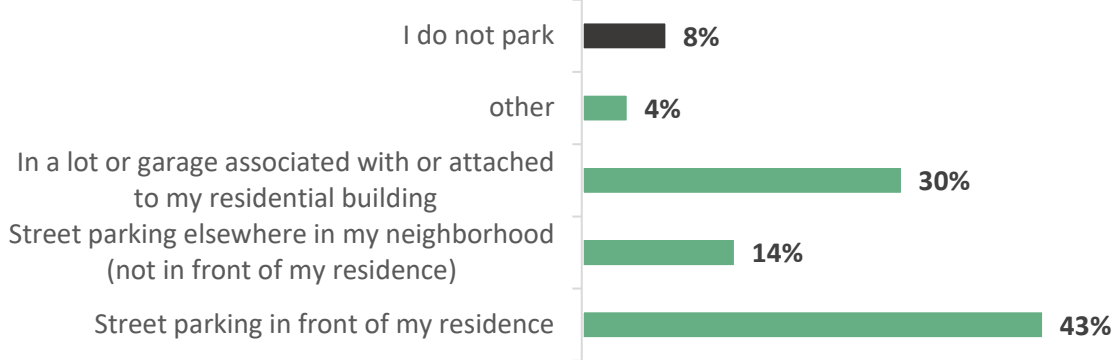


Residents Travel Habits n=197

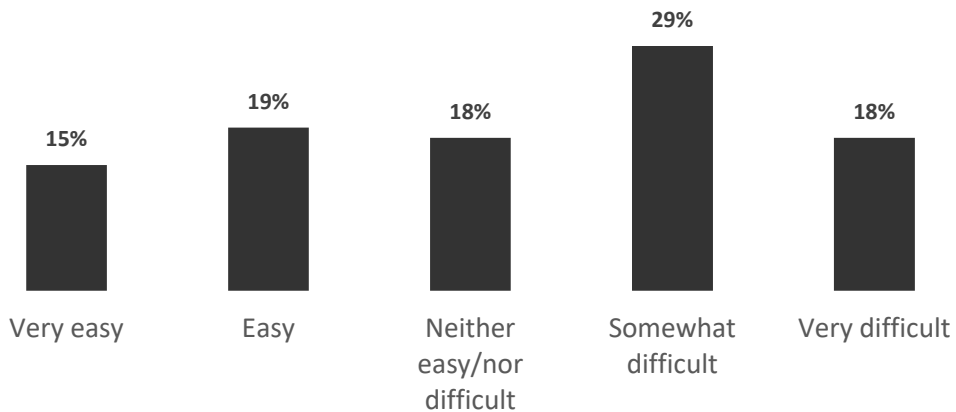
Note, non-commute trips could be multiple options, most residents report using multiple modes for local neighborhood trips



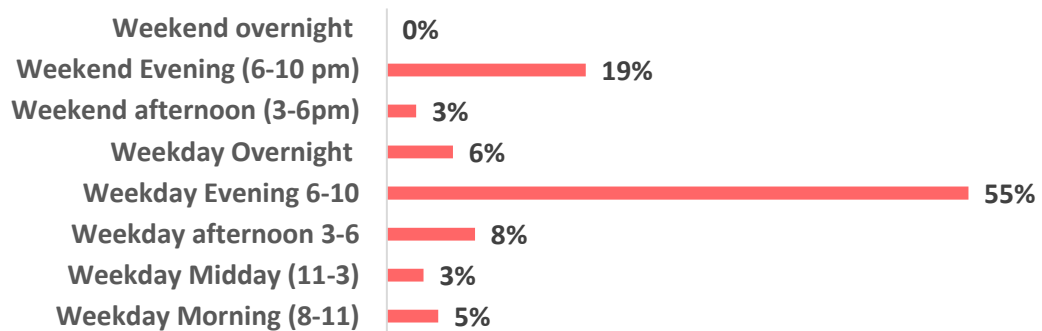
Residents Parking Habits n= 250



Residents perception of parking availability n=247



Residents report when it is "Difficult to park on-street" n=143



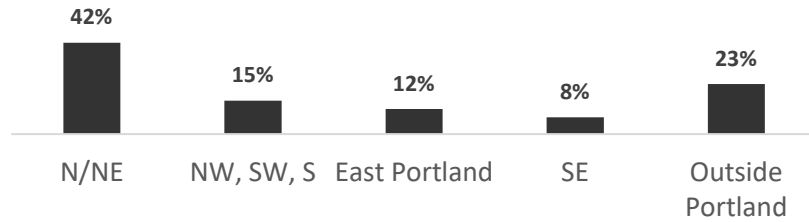
Summary

- Resident respondents' demographics are in line with the Census data demographics of the Eliot neighborhood in terms of race and income.
 - There were slightly fewer Black respondents (9% versus 11%) and more white respondents (78% versus 80%) than the census data reports for the area. Respondents generally had higher incomes than the census data for the area (median HH income is \$60,781).
 - Respondents were more likely to own household vehicles than the census data reports for the area (6% versus 35% have 0 household vehicles).
 - Residents commute by driving alone significantly less than the city (41% versus 60%) and bike more than the city overall (13% versus 5%).
 - Respondents were more likely to live in smaller households than the census data for the area reports, with 70% of respondents living in 1-2 person households.
- 57% of resident respondents do not have off-street parking or park on the street.
- 47% of resident respondents reported that parking is either somewhat difficult to find or very difficult to find overall.
 - The most common time that residents reported difficulty finding parking is on weekday evenings 6-10 p.m.

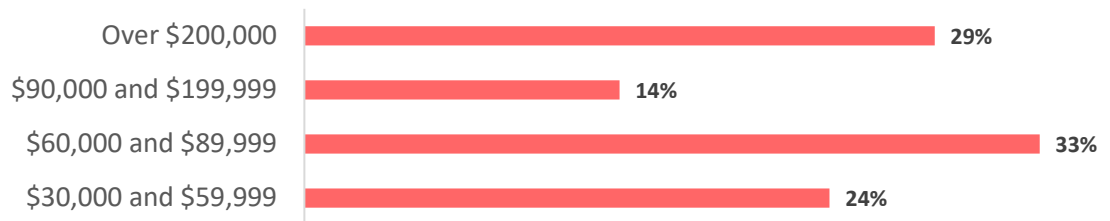
3. Business/Employee responses n=67*

*The small sample size is not enough to draw conclusions

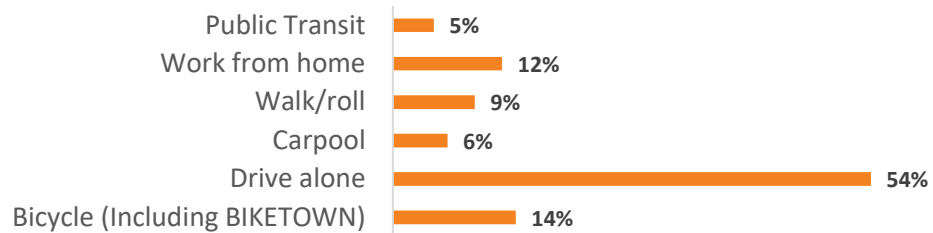
Where are employees/business owners commuting to Eliot from n=26



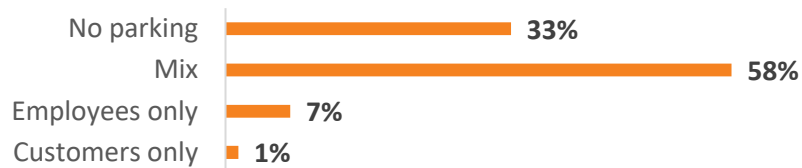
Employee/business owner household income n=21



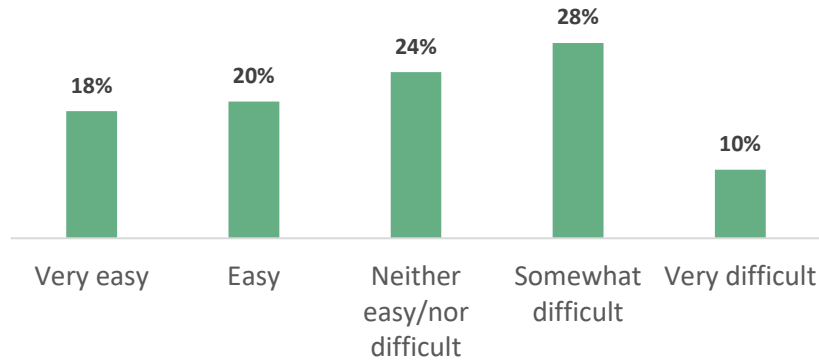
Employee/Business owner commute n=65



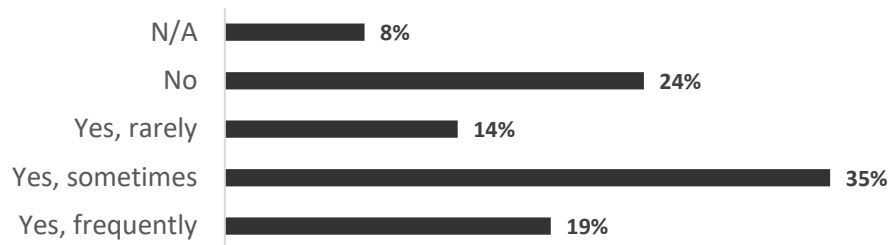
Business off-street parking availability n=67



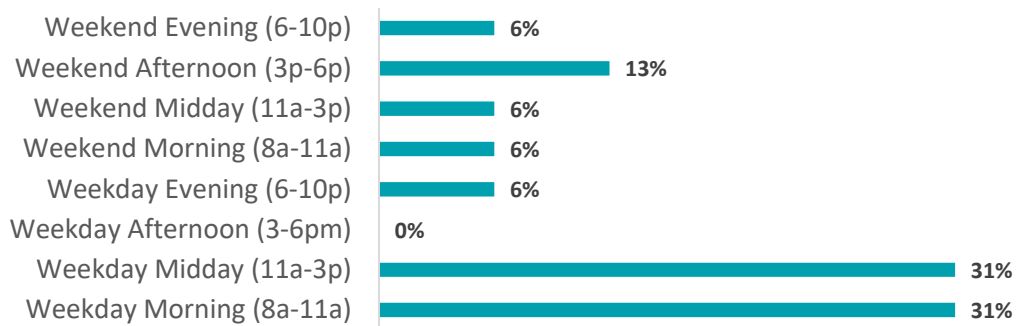
Employee/business perception of parking ease/difficulty n=71



Do businesses hear from customers they find parking difficult to find? n=37



Business owners/employees reported most difficult time parking n=16



Summary

- A significant number of employee respondents commute from North and Northeast Portland (42%)
- Employee respondents drive alone to work at a slightly lower rate than the city (54% versus 60%)
- Significantly more employee respondents' bike to work in Eliot than the city average (14% versus 5%)
- Employee/business owners' incomes were slightly higher than resident respondents but overall, fairly balanced across different income brackets.
- Employees were less likely to report that parking was difficult than residents 38% versus 47% residents.
- A third of employees/businesses did not have any off-street parking. The businesses that did mostly offered to both employees and customers.

**Comments concerns
Forthcoming**