

**Fixing Our Streets (FOS) Oversight Committee
May 2019 Meeting Agenda**

Tuesday, May 7th, 2019
5:00 - 7:00 PM

Congress Center
Room 513
1001 SW 5th Ave Portland, OR 97204

-
- I. Welcome & Committee Updates
 - A. Welcome & Introductions – All
 - B. Program Updates – Chris Warner
 - C. Committee Logistics – Emily Tritsch
 - II. Program Updates
 - A. Capital Project Delivery – Millicent Williams
 - B. DMWESB Utilization – Cary Waters
 - C. Financial Review – Ty Berry
 - III. Public Comment + Announcements - All
 - IV. Adjourn

CAPITAL PROJECT DELIVERY

Defining, Aligning, Committing, Producing

Building the Multi-Use, Multi-Modal Path to
Excellence in Project Delivery

WE KEEP PORTLAND *MOVING.*



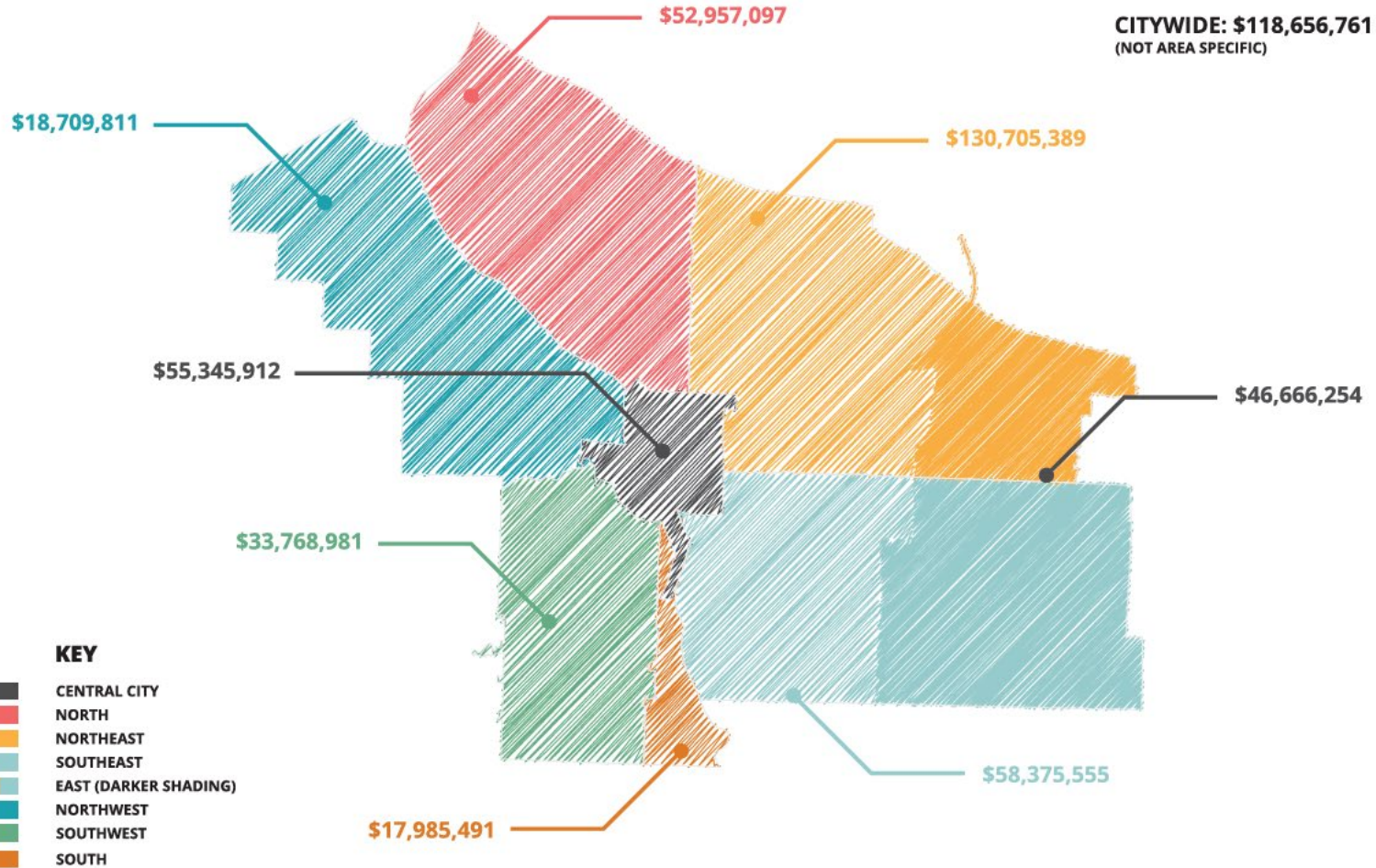
What Do Project Managers Do Everyday???

- **18** **Number of Capital Project Managers**
✓ Staff increased by 140% in 18 months
- **205** **Number of Active Capital Projects**
✓ (120 “Small Cap” projects)
- **\$250M** **Total Budget for Current Active Projects**
- **\$530M** **FY19/20 – FY23/34 CIP Budget**



TRANSPORTATION INVESTMENT VALUE BY AREA

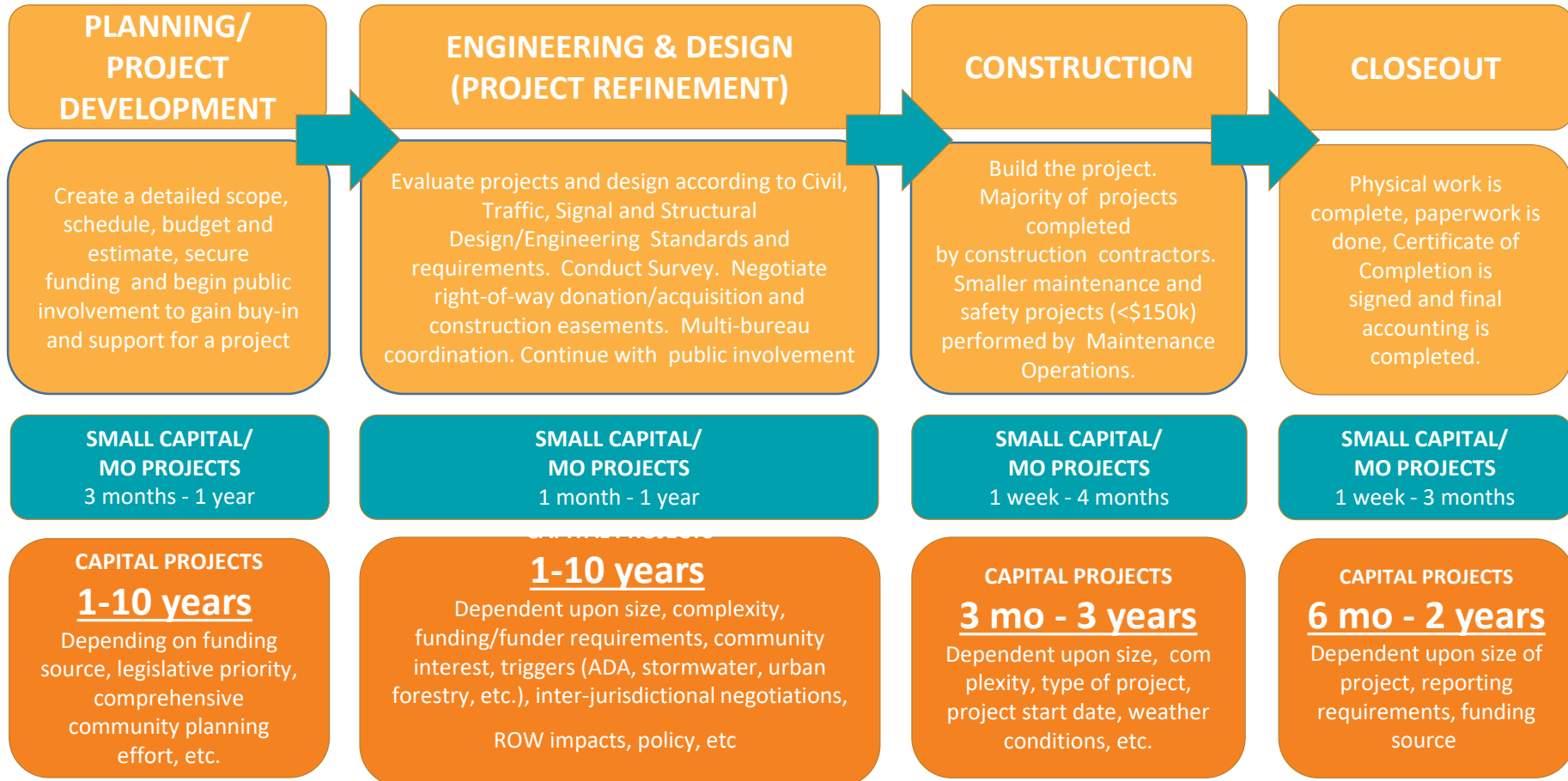
Capital Improvement Program (5 Year)
FY 19/20 - FY 23/24



CITYWIDE: \$118,656,761
(NOT AREA SPECIFIC)

TOTAL VALUE: \$533,171,251

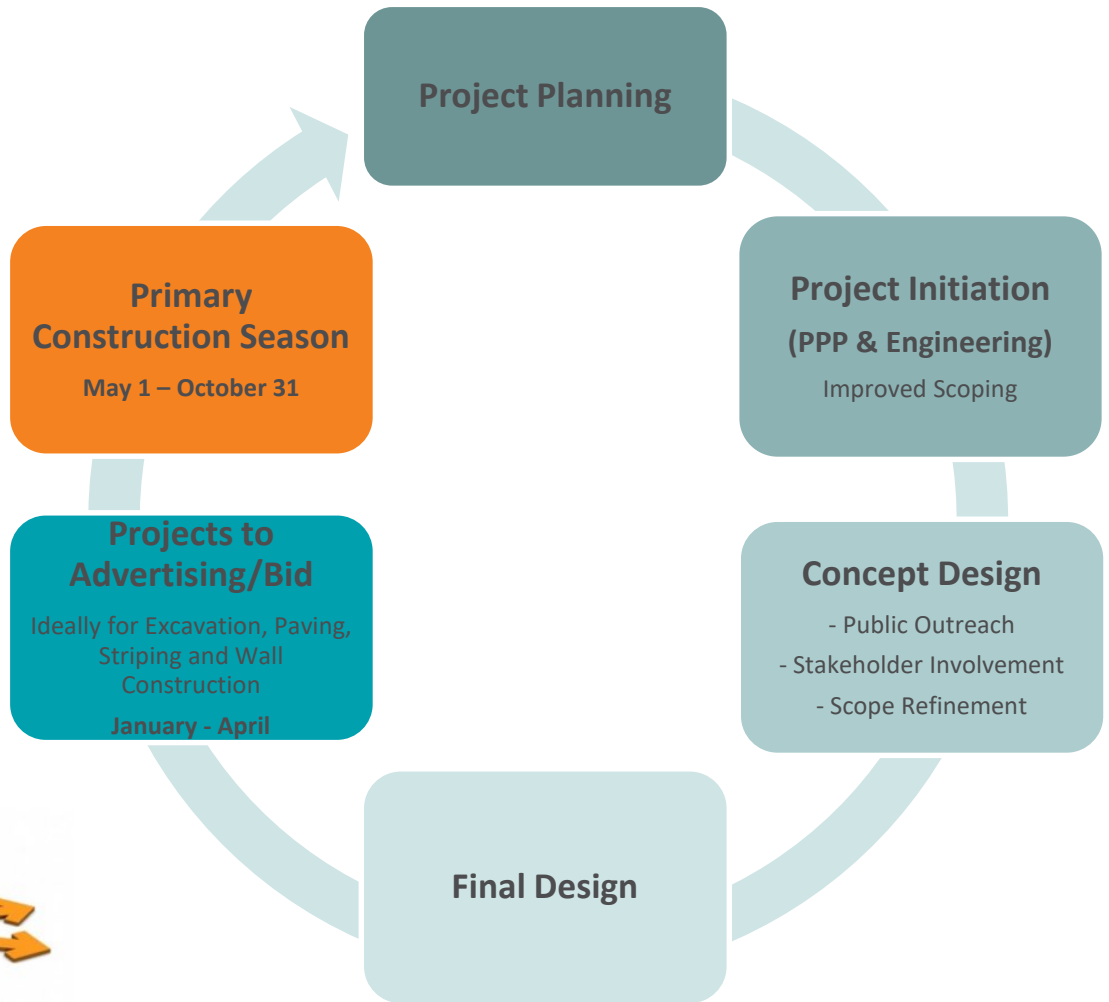
Capital Project Life Cycle + Time to Complete a Project



What Stays the Same, What Changes and What This Means for You

- A scalable Stage-Gate process will be applied to **all Projects**.
- CDD staff will serve as the Project Manager (responsible party) across all phases of the Stage-Gate Delivery Process
- **ALL** projects in the PBOT CIP will have a Project Manager
- The CDD PM has accountability for Scope, Schedule and Budget across the entire Stage-Gate Delivery Process.
- Project Manager and Engineering Services staff will both be included in the **Project Development and Planning Phase**.
- Engineering Services will function as the EOR/Design Manager and CM
- The EOR/Design Manager is accountable to deliver the design, scope, schedule and budget agreed to at the Project Chartering and Kickoff Meeting.
- COMMUNICATION
 - The PM is responsible to immediately communicate to the EOR/Design Manager any external stakeholder changes that impact the originally agreed upon scope, schedule or budget.
 - The EOR/Design Manager is responsible to immediately communicate to the PM any changes to the originally agreed upon design scope.
- The PM and EOR/Design Manager commit to reach mutual agreement on revised design scope, schedule and budget before proceeding. If the PM and EOR cannot reach agreement, **escalation is immediate**





Capital Projects

- A **Capital Project** is a **project** that helps maintain or improve a City asset, often called infrastructure.
- PBOT's **Capital Projects** are transformative in nature and seek to meet pressing community needs.
- PBOT currently has over 200 active Capital Projects valued at over \$250M

Renderings: Outer Division Multimodal Project

Before



SE Division St. Facing West



SE Division St. Facing East

After



SE Division St. Facing West



SE Division St. Facing East

Foster Road Safety Project

SE Gladstone Street & Foster Road



17.5'
Sidewalk + Planting

8'
Parallel
Parking

5' 2'
Buffered
Bike Lane

Curb Extensions- Allow for clear sight lines to increase safety for all users

Median Refuge Island- Protected space to facilitate pedestrian and bicycle crossing

Crosswalk Street Sign with Rapid Flashing Beacon- Button actuated amber flashing light to alert drivers to yield where pedestrians and bicyclists have right-of-way crossing the road.

2' 5'
Buffered
Bike Lane

8'
Parallel
Parking

17.5'
Sidewalk + Planting



PBOT

PORTLAND BUREAU OF TRANSPORTATION

1120 SW Fifth Avenue, Suite 800 Portland, OR 97204 503.823.5185
 Fax 503.823.7576 TTY 503.823.6868 www.portlandoregon.gov/transportation

Chloe Eudaly Commissioner **Chris Warner** Interim Director

Fixing Our Streets DMWESB Participation Report

February 22, 2019 review draft

Methodology

This report includes all open and closed contracts found to be tied to Fixing Our Streets (FOS) funding within the timeframe of July 1, 2017 through February 20, 2019. Data recently released for the first time from the City of Portland's new diversity management and compliance software, B2G/Contract Compliance Reporting System, does not currently include fields to reflect revenue sources. Thus, the data was matched against an expenditure report from PBOT's Financial Planning team to identify which projects are funded through FOS. Contract descriptions from B2G do not always match PBOT Finance project names, so we will continue to refine this process to ensure greater accuracy in future reporting.

As we refine our methodology for future reporting, we will work to disaggregate data at all levels by certification type ([DBE](#) = USDOT designation of "social and economic disadvantage"; state [COBID](#) MBE = minority owned business, WBE = woman owned business, ESB = emerging small business). We will also explore questions including: 1) whether the participation target was met by a few large contracts or many small contracts, 2) whether DMWESBs won contracts for the first time, and 3) number of DMWESBs at each stage of the process.

FOS projects found in B2G

- SW Main Street: 1st to 3rd Avenue Pavement Rehabilitation
- 112th; Flavel Street & 102nd Avenue Sidewalk Infill
- SE 50th Avenue: Division Street to SE Hawthorne Boulevard Pavement Rehabilitation
- SW Vermont Street: SW 65th Avenue to SW Capitol Highway Pavement
- NE Halsey – Weidler Streetscape

Prime and Subcontractor Participation Summary

| Certification Type (Prime and Sub) | Total Retained Payments | % of Total Retained Payments |
|------------------------------------|-------------------------|------------------------------|
| DMWESB Total | \$3,705,068.39 | 68% |
| OBE Total | \$1,781,385.01 | 32% |
| Total | \$5,486,453.40 | 100% |

Subcontracting Participation Summary

| Certification Type | Subcontract Percent | Original Sub Value | Amended Sub Value | Total Retained Sub Payments |
|--------------------|---------------------|--------------------|-------------------|-----------------------------|
| DMWESB Total | 15.55% | \$1,540,063.00 | \$1,540,485.00 | \$1,022,781.36 |
| OBE Total | 23.89% | \$3,007,808.99 | \$2,994,024.02 | \$1,134,922.81 |
| Total | | \$4,547,871.99 | \$4,534,509.02 | \$2,157,704.17 |

SW Main Street: 1st to 3rd Avenue Pavement Rehabilitation (Contract No. 30006024)

Original Contract Award: \$539,324.75

Current Contract Award: \$588,163.10

Prime Contractor, Interlaken, Inc., holds DBE and WBE certifications¹ (White Female).

Total retained prime contractor payments: \$262,975.59.

| Subcontractor Name | Certification(s) | Race/Ethnicity | Gender | Subcontract Percent | Original Subcontract Value | Amended Subcontract Value | Total Retained Payments |
|------------------------------------|------------------|-------------------|--------|---------------------|----------------------------|---------------------------|-------------------------|
| Brix Paving Northwest Inc. | | White | Male | 21.54% | \$94,500.00 | \$126,715.03 | \$126,715.53 |
| Brothers Concrete Cutting Inc. | DBE, MBE | Native American | Male | 0.50% | \$2,500.00 | \$2,922.00 | \$2,921.80 |
| Chick of All Trades LLC | DBE, WBE, MBE | Hispanic American | Female | 2.45% | \$14,430.00 | \$14,430.00 | \$8,244.20 |
| Northstar Electrical Contractors | | | | 7.82% | \$46,000.00 | \$46,000.00 | \$92,000.00 |
| Northstar Electrical Service, Inc. | | White | Female | 0.00% | \$46,000.00 | \$0.00 | \$0.00 |
| Specialized Pavement Marking, Inc. | | | | 4.52% | \$26,601.45 | \$26,601.45 | \$28,449.60 |
| Van Lom Concrete, Inc. | | | | 5.28% | \$31,062.50 | \$31,062.50 | \$35,744.00 |
| DMWESB | | | | 2.95% | \$16,930.00 | \$17,352.00 | \$11,166.00 |
| OBE | | | | 39.17% | \$244,163.95 | \$230,378.98 | \$282,909.13 |
| TOTAL | | | | 42.12% | \$261,093.95 | \$247,730.98 | \$294,075.13 |

| Certification Type (Prime and Sub) | Total Retained Payments | % of Total Retained Payments |
|------------------------------------|-------------------------|------------------------------|
| DMWESB Total | \$274,141.00 | 49% |
| OBE Total | \$282,909.13 | 51% |
| Total | \$557,050.13 | 100% |

Notes:

- The closest match in PBOT's finance report refers to this project as SW Main: 1st to 2nd
- This project is fully funded through FOS with a total budget of \$700,000 and total spending of \$760,422

¹ Note: City of Portland data reflects an additional certification, MBE, which is not reflected in COBID Directory

112th; Flavel Street & 102nd Avenue Sidewalk Infill (Contract No. 30006224)

Original Contract Award: \$463,337.30
 Current Contract Award: \$545,506.26

Prime Contractor, Raimore Construction, LLC., holds DBE and MBE certifications (Black Male).
 Total retained prime contractor payments: \$390,353.04.

| Subcontractor Name | Certification(s) | Race/Ethnicity | Gender | Subcontract Percent | Original Subcontract Value | Amended Subcontract Value | Total Retained Payments |
|-------------------------------------|------------------|-------------------|--------|---------------------|----------------------------|---------------------------|-------------------------|
| Bailey's Construction Unlimited LLC | DBE, MBE, ESB | Black American | Male | 4.58% | \$25,000.00 | \$25,000.00 | \$31,015.00 |
| Brothers Concrete Cutting Inc. | DBE, MBE | Native American | Male | 0.55% | \$3,000.00 | \$3,000.00 | \$2,450.00 |
| Chick of All Trades LLC | DBE, WBE, MBE | Hispanic American | Female | 5.96% | \$32,500.00 | \$32,500.00 | \$94,366.64 |
| March Enterprises, Inc. | WBE | White | Female | 1.19% | \$6,500.00 | \$6,500.00 | \$1,495.00 |
| DMWESB | | | | 12.28% | \$67,000.00 | \$67,000.00 | \$129,326.64 |
| OBE | | | | 0.00% | \$0.00 | \$0.00 | \$0.00 |
| TOTAL | | | | 12.28% | \$67,000.00 | \$67,000.00 | \$129,326.64 |

| Certification Type (Prime and Sub) | Total Retained Payments | % of Total Retained Payments |
|------------------------------------|-------------------------|------------------------------|
| DMWESB Total | \$519,679.68 | 100% |
| OBE Total | \$0.00 | 0% |
| Total | \$519,679.68 | 100% |

Notes:

- The closest match in PBOT's finance report refers to this project as SE 112th Ave: Market - Powell
- This project referred to in the PBOT financial report is fully funded through FOS with a total budget of \$783,448 and total spending of \$622,185

SE 50th Avenue: Division Street to SE Hawthorne Boulevard Pavement Rehabilitation (Contract No. 30006244)

Original Contract Award: \$1,150,656.10
 Current Contract Award: \$1,434,028.64

Prime Contractor, Just Bucket Excavating, Inc., holds DBE and MBE certifications (Black American Male).
 Total retained prime contractor payments: \$717,926.31.

| Subcontractor Name | Certification(s) | Race/Ethnicity | Gender | Subcontract Percent | Original Subcontract Value | Amended Subcontract Value | Total Retained Payments |
|---------------------------------|--------------------|------------------------|--------|---------------------|----------------------------|---------------------------|-------------------------|
| Apply-a-Line, Inc | | | | 0.70% | \$10,087.00 | \$10,087.00 | \$12,100.32 |
| Chick of All Trades LLC | DBE, WBE, MBE | Hispanic American | Female | 3.10% | \$44,400.00 | \$44,400.00 | \$100,913.78 |
| Egami Construction Inc. | DBE, WBE, MBE, ESB | Asian-Pacific American | Female | 1.19% | \$17,021.00 | \$17,021.00 | \$19,899.37 |
| Kodiak Pacific Construction Co. | WBE | White | Female | 24.63% | \$353,187.00 | \$353,187.00 | \$231,826.80 |
| Prairie Electric Inc | | White | Male | 0.56% | \$8,000.00 | \$8,000.00 | \$5,000.00 |
| Westwind Concrete Inc. | ESB | White | Male | 6.85% | \$98,224.00 | \$98,224.00 | \$127,346.49 |
| DMWESB | | | | 35.76% | \$512,832.00 | \$512,832.00 | \$479,986.44 |
| OBE | | | | 1.26% | \$18,087.00 | \$18,087.00 | \$17,100.32 |
| TOTAL | | | | 37.02% | \$530,919.00 | \$530,919.00 | \$497,086.76 |

| Certification Type (Prime and Sub) | Total Retained Payments | % of Total Retained Payments |
|------------------------------------|-------------------------|------------------------------|
| DMWESB Total | \$1,197,912.75 | 99% |
| OBE Total | \$17,100.32 | 1% |
| Total | \$1,215,013.07 | 100% |

Notes:

- The B2G contract description directly matches PBOT’s finance report’s project name
- The PBOT financial report reflects that this project is fully funded through FOS with a total budget of \$1,450,000 and total spending of \$2,181,798

SW Vermont Street: SW 65th Avenue to SW Capitol Highway Pavement (Contract No. 30006345)

Original Contract Award: \$5,091,418.52

Current Contract Award: \$5,422,336.30

Prime Contractor, R&R General Contractors, Inc., holds DBE and MBE certifications (Hispanic American Male).

Total retained prime contractor payments: \$1,311,032.68

| Subcontractor Name | Certification(s) | Race/Ethnicity | Gender | Subcontract Percent | Original Subcontract Value | Amended Subcontract Value | Total Retained Payments |
|-----------------------------------|------------------|------------------------|--------|---------------------|----------------------------|---------------------------|-------------------------|
| Allsafe Flagging Company | DBE, WBE, ESB | White | Female | 4.63% | \$112,620.00 | \$112,620.00 | \$171,371.00 |
| Bent Enterprises, Inc. - Trucking | DBE, WBE | White | Female | 2.46% | \$60,000.00 | \$60,000.00 | \$110,185.00 |
| Brothers Concrete Cutting Inc. | DBE, MBE | Native American | Male | 0.46% | \$11,200.00 | \$11,200.00 | \$9,537.01 |
| CBK Constructors, LLC | DBE, WBE, ESB | White | Female | 0.30% | \$7,336.00 | \$7,336.00 | \$6,969.20 |
| Egami Construction, Inc. | DBE, MBE, ESB | Asian-Pacific American | Female | 2.45% | \$59,547.00 | \$59,547.00 | \$51,218.45 |
| Hicks Striping & Curbing Inc. | | White | Male | 2.62% | \$63,699.54 | \$63,699.54 | \$55,703.48 |
| Kerr Contractors, Inc. | | | | 1.30% | \$31,706.00 | \$31,706.00 | \$42,799.15 |
| Lakeside Industries Inc. | | White | Male | 31.56% | \$768,538.50 | \$768,538.50 | \$477,965.73 |
| MAK Electric Group Corp. | ESB | White | Male | 0.97% | \$23,738.00 | \$23,738.00 | \$22,551.10 |
| DMWESB | | | | 11.27% | \$274,441.00 | \$274,441.00 | \$371,831.76 |
| OBE | | | | 35.48% | \$863,944.04 | \$863,944.04 | \$576,468.36 |
| TOTAL | | | | 46.75% | \$1,138,385.04 | \$1,138,385.04 | \$948,300.12 |

| Certification Type (Prime and Sub) | Total Retained Payments | % of Total Retained Payments |
|------------------------------------|-------------------------|------------------------------|
| DMWESB Total | \$1,682,864.44 | 74% |
| OBE Total | \$576,468.36 | 26% |
| Total | \$2,259,332.80 | 100% |

Notes:

- The closest match in PBOT's finance report refers to this project as Vermont: Oleson – Capitol, SW
- The PBOT financial report reflects that this project is fully funded through FOS with a total budget of \$3,150,000 and total spending of \$3,243,898

NE Halsey – Weidler Streetscape (Contract No. 30006436)

Original Contract Award: \$5,091,418.52

Current Contract Award: \$5,422,336.30

Prime Contractor, Wildish Standard Paving Company, holds no COBID certification.

Total retained prime contractor payments: \$646,462.20.

| Subcontractor Name | Certification(s) | Race/Ethnicity | Gender | Subcontract Percent | Original Subcontract Value | Amended Subcontract Value | Total Retained Payments |
|--|------------------|-----------------|--------|---------------------|----------------------------|---------------------------|-------------------------|
| Brothers Concrete Cutting Inc. | DBE, WBE, ESB | Native American | Male | 1.16% | \$50,000.00 | \$50,000.00 | \$20,686.47 |
| Brown Contracting, Inc. | DBE, WBE | | | 15.72% | \$679,000.00 | \$679,000.00 | \$67,047.95 |
| C.R. Contracting, LLC | DBE, MBE | White | Male | 0.48% | \$20,900.00 | \$20,900.00 | \$0.00 |
| CBK Constructors, LLC | DBE, WBE, ESB | White | Female | 0.31% | \$13,331.00 | \$13,331.00 | \$0.00 |
| Certified Personnel Service Agency, Inc. | DBE, MBE, ESB | White | Female | 0.33% | \$14,100.00 | \$14,100.00 | \$0.00 |
| Hatch Western Co Inc | | | | 1.44% | \$62,390.00 | \$62,390.00 | \$0.00 |
| Kodiak Pacific Construction Co. | | White | Female | 10.65% | \$460,000.00 | \$460,000.00 | \$0.00 |
| Lesli R. Barlett and Jason W. Bartlett | | White | Female | 1.61% | \$69,729.00 | \$69,729.00 | \$9,784.05 |
| Miller Factors, LLC | | White | Female | 0.94% | \$40,800.00 | \$40,800.00 | \$0.00 |
| NW Geosynthetics | | | | 0.02% | \$924.00 | \$924.00 | \$2,058.25 |
| Prairie Electric Inc | | White | Male | 22.74% | \$982,000.00 | \$982,000.00 | \$189,338.80 |
| Specialized Pavement Marking, Inc. | ESB | | | 3.64% | \$157,300.00 | \$157,300.00 | \$0.00 |
| DMWESB | | | | 15.49% | \$668,860.00 | \$668,860.00 | \$30,470.52 |
| OBE | | | | 43.56% | \$1,881,614.00 | \$1,881,614.00 | \$258,445.00 |
| TOTAL | | | | 59.05% | \$2,550,474.00 | \$2,550,474.00 | \$288,915.52 |

| Certification Type (Prime and Sub) | Total Retained Payments | % of Total Retained Payments |
|------------------------------------|-------------------------|------------------------------|
| DMWESB Total | \$30,470.52 | 3% |
| OBE Total | \$904,907.20 | 97% |
| Total | \$935,377.72 | 100% |

Notes:

- The closest match in PBOT's finance report refers to this project as Halsey/Weidler: 103rd – 113th, NE
- The project referred to in the PBOT financial report is partially funded through FOS
 - Total budget: \$5,564,700 with total spending of \$2,439,539
 - FOS budget: \$2,240,000 with spending of \$6,516

Fixing our Streets: Local Gas Tax Distribution As of February 2019

Highlights

- Since the start of collections, gross revenues have exceeded projections by \$7.2 million, or 21%. A total of \$41.8 million has been collected since the 10-cent tax went into effect.
- Revenues have exceeded average monthly projections each month except February 2019. Adjusting for a late vendor report, February revenues were also above the projection.
- Revenues continue to exceed original projections. However, revenues for the fiscal year are down by \$0.49 million, or 3.8%, compared to FY 18.

