

# INUSE Warning Sign

## City of Portland Sign Code Book

December 12, 2018

Sign Code &  
MUTCD code

Legend

Size, Shape, Color  
Requestor

### W0000

**W1000**  
W1-1L

[left-turn arrow]



30x30  
DIAMOND  
BLACK/YELLOW

**W1020**  
W1-1R

[right-turn arrow]



30x30  
DIAMOND  
BLACK/YELLOW

**W1021**  
W1-1R

[right-turn arrow] + 25

Used since 01/18/2014

Optional MUTCD sign for use to delineate horizontal curves



36x36  
DIAMOND  
BLACK/YELLOW

Andrew Sullivan

**W1040**  
W1-2L

[left-curve arrow]



30x30  
DIAMOND  
BLACK/YELLOW

**W1041**  
W1-10A

[left-curve with approaching cross street on left]

Used since 07/06/2013



30x30  
DIAMOND  
BLACK/YELLOW

Andrew Sullivan

**W1050**  
W1-2L

[left-curve arrow]



42x42  
DIAMOND  
BLACK/YELLOW

# INUSE Warning Sign

## City of Portland Sign Code Book








December 12, 2018

Sign Code & MUTCD code	Legend		Size, Shape, Color Requestor
<b>W1060</b> W1-2R	[right-curve arrow]		30x30 DIAMOND BLACK/ YELLOW
<b>W1070</b> W1-2R	[right-curve arrow]		42x42 DIAMOND BLACK/YELLOW
<b>W1080</b> W1-3R	[Left Reverse Turn Arrow]		30x30 DIAMOND BLACK/YELLOW
<b>W1100</b> W1-3R	[Right Reverse Turn Arrow]		30x30 DIAMOND BLACK/YELLOW
<b>W1101</b> W1-3R Used since 10/11/2016 Larger version of the W1-3R sign for use on multi-lane roadways. TrackIT 1069188	[Right Reverse Turn Arrow]		36x36 DIAMOND BLACK/YELLOW  Andrew Sullivan
<b>W1120</b> W1-4L	[Left Reverse Curve Arrow]		30x30 DIAMOND BLACK/YELLOW
<b>W1125</b>  Used since 12/27/2012 Existing signs on SW 4th Avenue where traffic shifts around the streetcar tracks.	[Triple Left Reverse Curve Arrows]		48x48 DIAMOND BLACK/YELLOW  Jennifer Tower

# INUSE Warning Sign

## City of Portland Sign Code Book

December 12, 2018

Sign Code & MUTCD code	Legend		Size, Shape, Color Requestor
<b>W1140</b> W1-4R	[Right Reverse Curve Arrow]		30x30 DIAMOND BLACK/YELLOW
<b>W1143</b> W1-4B Used since 08/16/2016 TWO SE-BOUND GILHAM LANES SHIFT RIGHT AS DRIVERS CROSS THE INTERSECTION WITH SE THORBURN. THE PAVEMENT MARKINGS ARE ON THE FAR SIDE OF A CREST VERTICAL CURVE AND OBSCURED. THIS SIGN WILL WARN OF THE LANE GEOMETRY. TrackIT 1032788	[Double Right Reverse Curve Arrows]		36x36 DIAMOND BLACK/YELLOW  Scott Batson
<b>W1143L</b> W1-4B Used since 12/11/2018 TO ADJUST BIKE LANE TO SOUTH SIDE OF EASTBOUND LEFT TURN ONLY LANE CROSSING I-405 ON EVERETT. W1143 IS DOUBLE RIGHT REVERSE CURVE ENTRY SIGN AND W1143L IS FOR THE LANE SHIFT AT 15TH AVENUE. TI 1496750	[Double Left Reverse Curve Arrows]		36x36 DIAMOND BLACK/YELLOW  Scott Batson
<b>W1145</b> Used since 12/27/2012 Existing signs on SW 4th Avenue where traffic shifts around the streetcar tracks.	[Triple Right Reverse Curve Arrows]		48x48 DIAMOND BLACK/YELLOW  Jennifer Tower
<b>W1160</b> W1-11L	[full turn arrow (LEFT)]		30x30 DIAMOND BLACK/YELLOW
<b>W1180</b> W1-11R	[full turn arrow (RIGHT)]		30x30 DIAMOND BLACK/YELLOW
<b>W1210</b> C OF P	[Left or Right Chevron Arrow]		24x30 RECTANGLE

# INUSE Warning Sign

## City of Portland Sign Code Book

December 12, 2018








Sign Code & MUTCD code	Legend		Size, Shape, Color Requestor
<b>W1220</b> W1-6	[Large Left or Right Arrow]		48x24 RECTANGLE BLACK/YELLOW
<b>W1250</b> W1-7	[Large Double Arrow]		48x24 RECTANGLE BLACK/YELLOW
<b>W1260</b> W1-8	[Left or Right Chevron Arrow]		18x24 RECTANGLE BLACK/YELLOW
<b>W1300</b> W1-5L	[Winding Road symbol] (L)		30x30 DIAMOND BLACK/YELLOW
<b>W1320</b> W1-5R	[Winding Road symbol] (R)		30x30 DIAMOND BLACK/YELLOW
<b>W1500</b> W2-1	[Crossroads symbol]		30x30 DIAMOND BLACK/YELLOW
<b>W1502</b>  Used since 12/22/2005 [Streetname] rider	[Streetname] rider		var.x12 RECTANGLE BLACK/YELLOW

Thareth Yin

# INUSE Warning Sign

## City of Portland Sign Code Book








December 12, 2018

Sign Code & MUTCD code	Legend		Size, Shape, Color Requestor
<b>W1502_122nd</b>  Used since 06/30/2015 122nd Ave rider	122nd Ave rider		30 x12 RECTANGLE BLACK/YELLOW  Andrew Sullivan
<b>W1520</b> C OF P	[Near Left / Far Right Crossroads symbol]		30x30 DIAMOND BLACK/YELLOW
<b>W1530</b> C OF P  Used since 11/07/2000	[Near Right / Far Left Crossroads symbol]		30x30 DIAMOND BLACK/YELLOW  Bash Amidu
<b>W1540</b> W2-3	[45 degree Left Side Road symbol]		30x30 DIAMOND BLACK/YELLOW
<b>W1560</b> W2-3r	[45 degree Right Side Road symbol]		30x30 DIAMOND BLACK/YELLOW
<b>W1580</b> W2-2	[90 degree Left or Right Side Road symbol]		30x30 DIAMOND BLACK/YELLOW
<b>W1620</b> W2-3	[135 degree Left Side Road symbol]		30x30 DIAMOND BLACK/YELLOW

# INUSE Warning Sign

## City of Portland Sign Code Book







December 12, 2018

Sign Code & MUTCD code	Legend		Size, Shape, Color Requestor
<b>W1630</b> C OF P Used since 12/01/1993	[Minor Side Road on Inside Curve symbol]		30x30 DIAMOND BLACK/YELLOW  Stacy Bluhm
<b>W1640</b> W2-3	[135 degree Right Side Road symbol]		30x30 DIAMOND BLACK/YELLOW
<b>W1650</b> C OF P  Curve to left, side-road to right.	[Side Road on Outside Curve (left) symbol]		30x30 DIAMOND BLACK/ YELLOW
<b>W1652</b> C OF P Used since 03/17/2011 Curve to right, side-road to left. Mirror image of W1650.	[Side Road on Outside Curve (right) symbol]		30x30 DIAMOND BLACK/ YELLOW  Andrew Sullivan
<b>W1660</b> W2-4	[T Intersection symbol]		30x30 DIAMOND BLACK/YELLOW
<b>W1670</b> C OF P	[MINOR SIDEROAD ON CURVE symbol]		30x30 DIAMOND BLACK/YELLOW
<b>W1680</b> W2-5	[ Y INTERSECTION symbol]		30x30 DIAMOND BLACK/YELLOW

# INUSE Warning Sign

## City of Portland Sign Code Book

December 12, 2018








Sign Code & MUTCD code	Legend		Size, Shape, Color Requestor
<b>W1690</b> C OF P	[CURVED inchY inch INTERSECTION symbol]		30x30 DIAMOND BLACK/YELLOW
<b>W1700</b> C OF P	[TRAFFIC CIRCLE AHEAD symbol]		30x30 DIAMOND BLACK/YELLOW
<b>W1710</b> W2-6 Used since 04/02/2018 TrackIT 1359181	[ROUNDAABOUT symbol]		30x30 DIAMOND BLACK/YELLOW  Andrew Sullivan
<b>W1740</b> W6-1	[DIVIDED ROAD symbol]		36x36 DIAMOND BLACK/YELLOW
<b>W1800</b> W4-1	[MERGING TRAFFIC FROM LEFT symbol]		30x30 DIAMOND BLACK/YELLOW
<b>W1810</b> W4-3	[ADDED LANE FROM LEFT symbol]		30x30 DIAMOND BLACK/YELLOW
<b>W1820</b> W4-3	[MERGING TRAFFIC FROM RIGHT symbol]		30x30 DIAMOND BLACK/YELLOW



# INUSE Warning Sign

## City of Portland Sign Code Book

December 12, 2018








Sign Code & MUTCD code	Legend		Size, Shape, Color Requestor
<b>W1831</b> W4-3 Used since 10/24/2017 36x36 is required for multi-lane roads (see MUTCD Section 2C.04). TrackIT 1274935	[ADDED LANE FROM RIGHT symbol]		36x36 DIAMOND BLACK/YELLOW  Matthew Machado
<b>W1850</b> C OF P Used since 10/01/1993	[BUS BIKE MERGE symbol]		30x30 DIAMOND BLACK/YELLOW  Dave Hutson
<b>W1901</b> W4-4 Used since 06/07/2011 To replace W1900 CAUTION CROSS TRAFFIC DOES NOT STOP.	CROSS TRAFFIC DOES NOT STOP		24x12 RECTANGLE BLACK/YELLOW  Andrew Sullivan
<b>W1911</b> W4-4BP Used since 06/09/2011 To replace W1910 CAUTION OPPOSING TRAFFIC DOES NOT STOP.	ONCOMING TRAFFIC DOES NOT STOP		24x12 RECTANGLE BLACK/YELLOW  Andrew Sullivan
<b>W1915</b> W4-4AP Used since 06/09/2011 New MUTCD approved sign for use at intersections with unusual STOP control (three-way stop at four-way intersections, T-intersections where stem leg is uncontrolled, etc)	TRAFFIC FROM LEFT DOES NOT STOP		24x12 RECTANGLE BLACK/YELLOW  Andrew Sullivan
<b>W1916</b> W4-4AP Used since 06/09/2011 New MUTCD approved sign for use at intersections with unusual STOP control (three-way stop at four-way intersections, T-intersections where stem leg is uncontrolled, etc)	TRAFFIC FROM RIGHT DOES NOT STOP		24x12 RECTANGLE BLACK/YELLOW  Andrew Sullivan
<b>W2000</b> OW15-1	TUNNEL		30x30 DIAMOND BLACK/YELLOW



# INUSE Warning Sign

## City of Portland Sign Code Book








December 12, 2018

Sign Code & MUTCD code	Legend		Size, Shape, Color Requestor
<b>W2020</b> OW15-1	SLOW		30x30 DIAMOND BLACK/YELLOW
<b>W2030</b> OW15-1	SLOW		36x36 DIAMOND BLACK/YELLOW
<b>W2040</b> OB15-1	SLOW		42x42 DIAMOND BLACK/YELLOW
<b>W2050</b> OB15-1	SLOW		48x48 DIAMOND BLACK/YELLOW
<b>W2080</b> W5-3	ONE LANE BRIDGE		30x30 DIAMOND BLACK/YELLOW
<b>W2105</b> W4-2 Used since 03/25/2008 This sign replaces W2100 to become MUTCD compliant.	[LEFT LANE ENDS symbol]		36x36 DIAMOND BLACK/YELLOW  Jennie Tower
<b>W2125</b> W4-2 Used since 04/14/2008 This sign replaces W2120 to become MUTCD compliant	[RIGHT LANE ENDS symbol]		36x36 DIAMOND BLACK/YELLOW  Jennie Tower

# INUSE Warning Sign

## City of Portland Sign Code Book







December 12, 2018

Sign Code & MUTCD code	Legend		Size, Shape, Color Requestor
<b>W2145</b> C OF P  Replaces W2140 to comply with MUTCD.	ROAD NARROWS		36x36 DIAMOND BLACK/YELLOW
<b>W2150</b> W4-2 mod Used since 07/12/2018 For use in situations in advance of a lane reduction where neither the left nor right lane has priority over the other. TrackIT 1408408 - East Glisan Street Reconfiguration.	[LANE REDUCTION symbol]		36x36 DIAMOND BLACK/YELLOW  Andrew Sullivan
<b>W2153</b>  Used since 12/11/2018 Where queuing occurs due to two lanes becoming one lane to encourage the zipper merge behavior. TAKE TURNS rider to be used with zipper merge warning diamond.	TAKE TURNS rider		24x18 RECTANGLE BLACK/YELLOW  Scott Batson
<b>W2180</b> (W5-1)	PAVEMENT NARROWS		30x30 DIAMOND BLACK/YELLOW
<b>W2190</b>  Used since 10/07/2002	NARROW LANES		30x30 DIAMOND BLACK/YELLOW  Scott Batson
<b>W2191</b>  Used since 10/07/2002	[BIKE symbol] + IN LANE		24x18 RECTANGLE BLACK/YELLOW  Scott Batson
<b>W2200</b> W9-1	LEFT LANE ENDS		30x30 DIAMOND BLACK/YELLOW

# INUSE Warning Sign

## City of Portland Sign Code Book







December 12, 2018

Sign Code & MUTCD code	Legend		Size, Shape, Color Requestor
<b>W2202</b> W9-1 Used since 08/16/2016 Add new 36" sign, standard per MUTCD. W2200 might be used in rare circumstances (very low volume roads). TrackIT 1036953	LEFT LANE ENDS		36x36 DIAMOND BLACK/YELLOW  John Wilson
<b>W2220</b> W9-1  See W2222 for current MUTCD standard 36x36 version.	RIGHT LANE ENDS		30x30 DIAMOND BLACK/YELLOW
<b>W2222</b> W9-1 Used since 08/16/2016 Add new 36" sign, standard per MUTCD. W2220 might be used in rare circumstances (very low volume roads). TrackIT 1036953	RIGHT LANE ENDS		36x36 DIAMOND BLACK/YELLOW  John Wilson
<b>W2250</b> W4-7 Used since 02/15/1998 to provide advance warning of trap lane at intersections  Sign W2250 and W2250R have been deleted from the 2009 revision of the MUTCD. Instead use regulatory signs per MUTCD Section 2B.20 (R3600 replaces W2250R, R3620 replaces W2250). TrackIT 1082635  Reinstated 4/12/2017 TrackIT 1164508 Andrew Sullivan	THRU TRAFFIC MERGE LEFT		36x36 DIAMOND BLACK/ YELLOW  Jonathan Flecker
<b>W2250R</b> W4-1AR Used since 10/23/2006 For new left trap lane on NE 122nd Ave approaching NE Airport Way. Provide advance warning of trap lane (left)  Sign W2250 and W2250R have been deleted from the 2009 revision of the MUTCD. Instead use regulatory signs per MUTCD Section 2B.20 (R3600 replaces W2250R, R3620 replaces W2250). TrackIT 1082635. Reinstated 4/13/2017 TrackIT 1164511 Andrew Sullivan	THRU TRAFFIC MERGE RIGHT		36x36 DIAMOND BLACK/ YELLOW  Carl Snyder
<b>W2280</b> W14-4	LIMITED SIGHT DISTANCE		30x30 DIAMOND BLACK/YELLOW

# INUSE Warning Sign

## City of Portland Sign Code Book








December 12, 2018

Sign Code & MUTCD code	Legend		Size, Shape, Color Requestor
<b>W2290</b>  Used since 09/06/2012 Signs are part of an Allstate Insurance program with the goal of reducing motorcycle crashes at predetermined locations.	WATCH FOR MOTORCYCLES		30x30 DIAMOND BLACK/YELLOW  Andrew Sullivan
<b>W2340</b> OM-3L  Type 3 Object Marker placed to direct traffic to the right of the object. Updated drawing 10/24/2015 - MUTCD size is 12x36	[OBJECT MARKER]		12x36 RECTANGLE BLACK/YELLOW
<b>W2342</b> OM-3L Used since 05/26/2015 [OBJECT MARKER]	[OBJECT MARKER]		48x108 RECTANGLE BLACK/YELLOW  Carl Snyder / Dave Hutson
<b>W2343</b> OM-3L Used since 05/26/2015 [OBJECT MARKER]	[OBJECT MARKER]		48x36 RECTANGLE BLACK/YELLOW  Carl Snyder / Dave Hutson
<b>W2344</b> OM-3L Used since 05/26/2015 [OBJECT MARKER]	[OBJECT MARKER]		48x144 RECTANGLE BLACK/YELLOW  Carl Snyder / Dave Hutson
<b>W2360</b> OM-3R  Type 3 Object Marker placed to direct traffic to the left of the object. Drawing updated 10/23/2015 to comply with MUTCD standards.	[OBJECT MARKER placed to direct traffic to the left of the object]		12x36 RECTANGLE BLACK/YELLOW
<b>W2360B</b> C OF P  Reserved for use on light rail facilities. Should be used to mark poles that obstruct vehicle entrance onto light rail tracks. Mounted at intersection on pole adjacent to light rail track to the right of the traveled way.	BARBER POLE		28x12 RECTANGLE BLACK/YELLOW

# INUSE Warning Sign

## City of Portland Sign Code Book








December 12, 2018

Sign Code & MUTCD code	Legend		Size, Shape, Color Requestor
<b>W2380</b> OM-3C  Type 3 Object Marker aka CHEVRON BOARD placed to direct traffic to either side of the object. Drawing updated 10/24/2015 to 12x36 size to comply with MUTCD standards.	[OBJECT MARKER placed to direct traffic to either side of the object]		12x36 RECTANGLE BLACK/YELLOW
<b>W2381</b> OM-3C Used since 01/18/2014 Small object marker for use on shared-use paths only	[CHEVRON OBJECT MARKER]		06x12 RECTANGLE BLACK/YELLOW  Andrew Sullivan
<b>W2382</b> OM-3C Used since 05/26/2015 [CHEVRON OBJECT MARKER]	[CHEVRON OBJECT MARKER]		48x96 RECTANGLE BLACK/YELLOW  Carl Snyder / Dave Hutson
<b>W2383</b> OM-3C Used since 05/26/2015 [CHEVRON OBJECT MARKER]	[CHEVRON OBJECT MARKER]		48x48 RECTANGLE BLACK/YELLOW  Carl Snyder / Dave Hutson
<b>W2390</b> C OF P  Added to SignLib 4/14/04; Sign is used in field and we have them in stock; Item 550794080 Stock Type 55079	OBJECT MARKER		6x18 RECTANGLE YELLOW/WHITE  Damon Eisenach
<b>W2400</b> W12-1	double arrow (OBSTRUCTION MARKER)		24x24 DIAMOND BLACK/YELLOW
<b>W2402</b> W12-1 Used since 12/20/2010 Installed as part of the E Burnside / NE Couch Project	double arrow (OBSTRUCTION MARKER)		36x36 DIAMOND BLACK/YELLOW  Lewis Wardrip

# INUSE Warning Sign

## City of Portland Sign Code Book

December 12, 2018







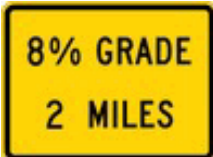
Sign Code & MUTCD code	Legend		Size, Shape, Color Requestor
<b>W2404</b> W12-1 Used since 11/18/2014 For use on center medians on one-way roads under PED/BIKE symbol signs. For example at N Williams & Graham, SE 86th & Stark...	double arrow (OBSTRUCTION MARKER) rider		30x12 RECTANGLE BLACK/YELLOW  Mark Haines
<b>W2500</b> W12-2	[LOW CLEARANCE symbol] + ____ FT + ____ IN		36x36 DIAMOND BLACK/YELLOW
<b>W2500A</b> W12-2	LOW CLEARANCE plaque		24x18 RECTANGLE BLACK/YELLOW
<b>W2510</b> OW12-3	LOW CLEARANCE AHEAD		36x36 DIAMOND BLACK/YELLOW
<b>W2510A</b> OW12-3	13' 0 inch		24x18 RECTANGLE BLACK/YELLOW
<b>W2530</b> C OF P Used since 10/15/1998 Replaces W2520A, W2520B, W2520C	XX FT XX IN various vertical clearances		36x18 RECTANGLE BLK/WHI  Shelly Seyler
<b>W2535</b> C OF P Used since 03/17/2003	[TRUCK TURN WARNING symbol] (INTERSTATE AVE/THOMPSON ST)		30x30 DIAMOND BLACK/YELLOW  Lewis Wardrip



# INUSE Warning Sign

## City of Portland Sign Code Book

December 12, 2018








Sign Code & MUTCD code	Legend		Size, Shape, Color Requestor
<b>W2537</b> W10-5 Used since 10/24/2017 Use rider W2538 LOW GROUND CLEARANCE for new installations per MUTCD Section 8B.23. TrackIT 1273609	[TRUCK RR VERTICAL CURVE WARNING symbol]		36x36 DIAMOND BLACK/YELLOW  Matthew Machado
<b>W2538</b> W10-5P Used since 10/24/2017 This sign is to be added to all new installations of the W10-5 sign per MUTCD Section 8B.23. TrackIT 1273625	LOW CLEARANCE plaque		30x24 RECTANGLE BLACK/YELLOW  Matthew Machado
<b>W2540</b> C OF P	[TRUCK TURN ( LEFT OR RIGHT) WARNING symbol]		30x30 DIAMOND BLACK/YELLOW  Bash Amidu
<b>W2540AL</b> C OF P	TRUCKS NO LEFT TURN		18x24 RECTANGLE BLACK/YELLOW
<b>W2540AR</b> C OF P	TRUCKS NO RIGHT TURN		18x24 RECTANGLE BLACK/YELLOW
<b>W2560</b> W7-1	[HILL ( DOWN GRADE) symbol]		30x30 DIAMOND BLACK/YELLOW
<b>W2570</b> W7-3B	8% GRADE 2 MILES		24x18 RECTANGLE BLACK/YELLOW



# INUSE Warning Sign

## City of Portland Sign Code Book







December 12, 2018

Sign Code & MUTCD code	Legend		Size, Shape, Color Requestor
<b>W2600</b> W8-1	BUMP		30x30 DIAMOND BLACK/YELLOW
<b>W2610</b>	BUMPS		30x30 DIAMOND BLACK/YELLOW
<b>W2620</b> W8-2	DIP		30x30 DIAMOND BLACK/YELLOW
<b>W2700</b> W3-3	[SIGNAL AHEAD symbol]		30x30 DIAMOND BLACK/RED/YELLO
<b>W2710</b> W3-3	[SIGNAL AHEAD symbol]		48x48 DIAMOND BLACK/RED/YELLOW
<b>W2720</b> OW15-1	PREPARE TO STOP WHEN LIGHTS FLASH		66x36 DIAMOND BLACK/YELLOW
<b>W2740</b> W3-3	[SIGNAL AHEAD symbol]		36x36 DIAMOND BLACK/YELLOW/RE

# INUSE Warning Sign

## City of Portland Sign Code Book

December 12, 2018

Sign Code & MUTCD code	Legend		Size, Shape, Color Requestor
<b>W2750</b> W16-10 Used since 11/01/2005 To conform with the Oregon Supplement to the MUTCD-2003. To be used with W2700 SIGNAL AHEAD symbol	PHOTO ENFORCED		30x24 RECTANGLE BLACK/YELLOW  Jennie Tower
<b>W2810</b> W3-1A	[STOP AHEAD symbol]		30x30 DIAMOND /WHITE/BLACK/YELL
<b>W2830</b> W3-2	[YIELD AHEAD symbol]		30x30 DIAMOND BLACK/WHITE/ YE
<b>W2900</b>  Used since 04/02/2018 A hinged sign for use with Portland Saturday Market (PSM). PBOT and PSM will have a key that will be for a lock on the sign. The sign will be opened during the PSM (typically weekends) and closed during other times.  PSM is an annual event from March through December. They have an ordinance from City Council to use one travel lane in both northbound and southbound Naito Parkway. The PSM can operate between 12:01 AM Saturday and 8:00 PM Sunday.	EVENT AHEAD		30x30 DIAMOND BLACK/WHITE/ YE  Geoffrey Judd
<b>W3001</b> W10-1 Used since 07/14/2006 [RAILROAD ADVANCE WARNING symbol]	[RAILROAD ADVANCE WARNING symbol]		36" Diam ROUND BLACK/YELLOW  Craig J. Goodroad
<b>W3005</b> W10-9 Used since 06/30/2010 To be installed under RR Xing warning signs within a designated crossing zone.	NO TRAIN HORN		24x18 RECTANGLE BLACK/YELLOW  Kathy Mulder

# INUSE Warning Sign

## City of Portland Sign Code Book








December 12, 2018

Sign Code & MUTCD code	Legend		Size, Shape, Color Requestor
<b>W3010</b> W10-1A Used since 04/22/2009 To supplement Railroad Advance Warning sign (W3001) to inform certain drivers that a stop is not required at railroad crossing.	EXEMPT		24x12 RECTANGLE BLACK/YELLOW  Sabrina Kao
<b>W3021L</b> W10-3 Used since 07/14/2006 [SIDE ROAD RAILROAD CROSSING (L) symbol]	[SIDE ROAD RAILROAD CROSSING (L) symbol]		36x36 DIAMOND BLACK/YELLOW  Craig J. Goodroad
<b>W3021R</b> W10-3 Used since 07/14/2006 [SIDE ROAD RAILROAD CROSSING (R) symbol]	[SIDE ROAD RAILROAD CROSSING (R) symbol]		36x36 DIAMOND BLACK/YELLOW  Craig J. Goodroad
<b>W3022L</b> W10-4 Used since 07/27/2015	[T-INTERSECTION RAILROAD CROSSING (L) symbol]		36x36 DIAMOND BLACK/YELLOW  Andrew Sullivan
<b>W3022R</b> W10-4 Used since 07/27/2015	[T-INTERSECTION RAILROAD CROSSING (R) symbol]		36x36 DIAMOND BLACK/YELLOW  Andrew Sullivan
<b>W3023L</b> W10-2L Used since 01/13/2012	[CROSS STREET RAILROAD CROSSING (L) symbol]		36x36 DIAMOND BLACK/YELLOW  Jennifer Tower
<b>W3023R</b> W10-2R Used since 01/13/2012	[CROSS STREET RAILROAD CROSSING (R) symbol]		36x36 DIAMOND BLACK/YELLOW  Jennifer Tower

# INUSE Warning Sign

## City of Portland Sign Code Book








December 12, 2018

Sign Code & MUTCD code	Legend		Size, Shape, Color Requestor
<b>W3024</b> W10-12 Used since 05/01/2017 ODOT IS REQUIRING THAT WE PLACE THIS SIGN INSTEAD OF S3700 FOR THE NAITO RAIL CROSSING UNDER THE STEEL BRIDGE.	[SKEWED GRADE CROSSING WARNING symbol]		30x30 DIAMOND BLACK/YELLOW  Mark Haines
<b>W3024A</b> W10-12 Used since 05/01/2017 OPPOSITE OF W3024. ODOT IS REQUIRING THAT WE PLACE THIS SIGN INSTEAD OF S3700 FOR THE NAITO RAIL CROSSING UNDER THE STEEL BRIDGE.	[SKEWED GRADE CROSSING WARNING symbol]		30x30 DIAMOND BLACK/YELLOW  Mark Haines
<b>W3025B</b> W10-7 Used since 02/08/2008 Type I LRT (Bug). Light rail activated flashing LED sign. Intended for motorists.	[LIGHT RAIL TRANSIT APPROACHING symbol] blank-out		30x30 SQUARE WHITE/YELLOW/BLK  Jennie Tower
<b>W3027B</b>  Used since 04/15/2008 Type II LRT (Pig). Light rail activated flashing LED sign. Intended for motorists.	[LIGHT RAIL CROSSING symbol] blank-out		36x30 RECTANGLE YELLOW/BLACK  Jennie Tower
<b>W3031</b>  Replacement drawing 5/10/05	[TROLLEY symbol]		30x30 DIAMOND BLACK/YELLOW
<b>W3033</b> Used since 09/24/2007	[TROLLEY symbol] + LOOK BOTH WAYS		24x24 DIAMOND BLACK/YELLOW  Lewis Wardrip
<b>W3035</b> Used since 09/24/2007	[TROLLEY symbol] + LOOK BOTH WAYS		36x36 DIAMOND BLACK/YELLOW  Lewis Wardrip

# INUSE Warning Sign

## City of Portland Sign Code Book

December 12, 2018







Sign Code & MUTCD code	Legend		Size, Shape, Color Requestor
<b>W3040</b> C OF P  image sketched from google maps screen capture 2/13	[BUS symbol]		30x30 DIAMOND BLACK/YELLOW
<b>W3080</b> C OF P  Updated to current MUTCD truck symbol 7/28/03	[TRUCKS symbol]		30x30 DIAMOND BLACK/YELLOW
<b>W3100</b>	EQUIPMENT CROSSING		30x30 DIAMOND BLACK/YELLOW
<b>W3110</b> C OF P Used since 08/13/2009 Applies to unique location on N Mississippi Avenue. Truck trailers swing wide to right on left turn into driveway. Warning is to cyclists and drivers.	[TRUCK TRAILER SWINGS WIDE symbol]		30x30 DIAMOND BLACK/RED/YELLOW  son/R. Burchfield/J. Smith
<b>W3111</b> C OF P Used since 08/13/2009 Rider for W3110.	CAUTION - TRUCK TRAILERS SWING WIDE		36x15 DIAMOND BLACK/YELLOW  son/R. Burchfield/J. Smith
<b>W3120</b> W11-1	[BIKE symbol]		30x30 DIAMOND BLACK/YELLOW
<b>W3121</b>  Used since 03/13/2014 To be used with [BIKE] symbol warning sign.	IN LANE rider		24x12 RECTANGLE BLACK/YELLOW

Mark Haines

# INUSE Warning Sign

## City of Portland Sign Code Book

December 12, 2018








Sign Code & MUTCD code	Legend		Size, Shape, Color Requestor
<b>W3125</b> W16-1P Used since 01/18/2014	SHARE THE ROAD		18x24 RECTANGULAR BLACK/YELLOW  Jennifer Tower
<b>W3127</b> W16-1P Used since 03/22/2016 "SHARED STREET" lettering is 3"	[BICYCLE symbol] + [PEDESTRIANS symbol] + [MOTORISTS symbol] + SHARED STREET rider		24x12 RECTANGULAR BLACK/YELLOW  w Sullivan / Lewis Wardrip
<b>W3130</b> W11-7	[EQUESTRIAN symbol]		30x30 DIAMOND BLACK/YELLOW
<b>W3160</b> W11-3	[DEER symbol]		30x30 DIAMOND BLACK/YELLOW
<b>W3210</b> W11-2  New signing for pedestrian crossing locations should be implemented according the MUTCD 2003; Section 2C.41 Nonvehicular Signs.MUTCD 2003 Compliance Directive:Replace existing Pedestrian Crossing Signs by routine maintenance only. The existing sign consists of a pedestrian symbol with horizontal lines depicting a crossing.a. Crossing SignsThe existing (obsolete) Crossing Sign consists of a pedestrian symbol with horizontal lines depicting a crossing. The new standard uses only the Pedestrian Symbol and deletes the lines. A diagonal arrow (down and left or right) (S1105, S1106) shall be used in conjunction with the sign to indicate the location of the crossing. Obsolete signs should be replaced by	[PED symbol]		30x30 DIAMOND BLACK/YELLOW
<b>W3210A</b> W11-2  NEXT __ FT rider	NEXT __ FT rider		24x18 RECTANGLE BLACK/YELLOW



# INUSE Warning Sign

## City of Portland Sign Code Book

December 12, 2018







Sign Code & MUTCD code	Legend		Size, Shape, Color Requestor
<b>W3210S</b> W11-2  Illuminated version of W3210. Added to inventory existing signs.	[PED symbol]		30x30 DIAMOND BLACK/YELLOW
<b>W3210V</b> W11-2 Used since 03/14/2006 Overhead version of W3210. Diamond grade sheeting.	[PEDESTRIAN symbol]		30x30 DIAMOND BLACK/YELLOW  Jennie Tower
<b>W3212</b> W11-2 Used since 04/03/2017 TrackIT 1120508	[PEDESTRIAN symbol]		36x36 DIAMOND BLACK/YELLOW  Mark Haines
<b>W3212S</b> W11-2 Used since 04/03/2017 TrackIT 1120508	[PEDESTRIAN symbol]		36x36 DIAMOND BLACK/YELLOW  Mark Haines
<b>W3212V</b> W11-2 Used since 04/03/2017 36"x36" Overhead version of W3212. Diamond grade sheeting. TrackIT 1120508	[PEDESTRIAN symbol]		36x36 DIAMOND BLACK/YELLOW  Mark Haines
<b>W3262</b> OBW 8-22 Used since 10/15/1998 ODOT OBW 8-22 Obsoletes W3250	[PED BIKE symbol]		36X36 DIAMOND BLK/YEL  Lewis Wardrip
<b>W3265L</b>  Used since 10/18/2011 Custom warning sign to be placed at the intersection of SW Terwilliger & Condor Lane to alert motorists on Condor of bikes traveling NB on Terwilliger approaching the intersection. Bikes travel at higher speeds on NB Terwilliger because of the downgrade. Several crashes have occurred between vehicles exiting Condor and bikes NB on Terwilliger.	inchLOOK inch + [arrow left] + [bicyclist symbol from 'FHWA Series PM' font]		36X36 DIAMOND BLK/YEL  Michelle Dellinger



# INUSE Warning Sign

## City of Portland Sign Code Book







December 12, 2018

Sign Code & MUTCD code	Legend		Size, Shape, Color Requestor
<b>W3267L</b>  Used since 10/18/2011  Custom warning plaque to be placed at the intersection of SW Terwilliger & Condor Lane (under the existing stop sign) to alert motorists on Condor of bikes traveling NB on Terwilliger approaching the intersection. Bikes travel at higher speeds on NB Terwilliger because of the downgrade. Several crashes have occurred between vehicles exiting Condor and bikes NB on Terwilliger.	[arrow left] + inchLOOK inch +[bicyclist symbol from 'FHWA Series PM' font]		24x18 RECTANGLE BLK/YEL  Michelle Dellinger
<b>W3267R</b>  Used since 09/04/2014	LOOK +[right arrow] + [bicyclist symbol from 'FHWA Series PM' font]		24x18 RECTANGLE BLK/YEL  Andrew Sullivan
<b>W3268</b>  Used since 05/13/2015  Warning plaque to be placed beneath STOP sign to alert motorists on the presence of two-way bikes at a location where they would otherwise not be expected (such as at a two-way cycle track).	[left arrow] + LOOK +[right arrow] + [right-facing bicyclist symbol] + [left-facing bicyclist symbol]		24x18 RECTANGLE BLK/YEL  Andrew Sullivan
<b>W3269</b>  Used since 12/14/2015  For use at commercial driveways or intersections that cross two-way cycle tracks in constrained environments	LOOK + [double arrow] + BOTH WAYS + [Bike Rider symbol]		12x42 RECTANGLE BLK/YEL  Andrew Sullivan
<b>W3280</b> W11-15P Used since 07/27/2017 TrackIT 1201938	TRAIL X-ING		24x18 RECTANGLE BLK/YEL  Michael Corrie
<b>W3300</b> W6-3 Used since 01/12/2018  30"x30" is not permitted per the MUTCD. Replace upon maintenance. Should also have an AHEAD plaque when transitioning from a one-way street to a two-lane, two-way roadway, per MUTCD 2C.44.02. TrackIT 1323185.	[TWO-WAY TRAFFIC Symbol]		36x36 DIAMOND BLACK/YELLOW  John Wilson

# INUSE Warning Sign

## City of Portland Sign Code Book








December 12, 2018

Sign Code & MUTCD code	Legend		Size, Shape, Color Requestor
<b>W3360</b> W8-5	[SLIPPERY WHEN WET symbol]		30x30 DIAMOND BLACK/YELLOW
<b>W3380</b> OW15-1	HIGH WATER		30x30 DIAMOND BLACK/YELLOW
<b>W3470</b>  Used since 10/15/1999	SLIDES		30X30 DIAMOND BLACK/YELLOW  Peter Mason
<b>W3480</b> OW15-3	ROCKS		30x30 DIAMOND BLACK/YELLOW
<b>W3490</b> OW15-1	ICE		30x30 DIAMOND BLACK/YELLOW
<b>W3520</b> C OF P	[DANGER ARCHERY symbol]		24x24 DIAMOND BLACK/YELLOW
<b>W3581</b> W11-8 Used since 11/15/1997	[FIRE STATION symbol]		30x30 DIAMOND BLACK/YELLOW  Joseph Nkemontoh

# INUSE Warning Sign

## City of Portland Sign Code Book







December 12, 2018

Sign Code & MUTCD code	Legend		Size, Shape, Color Requestor
<b>W3583V</b>  Used since 12/29/2010 Added for inventory. Signal on SW Taylor Ferry Rd WB at SW 4th Ave	FIRE SIGNAL		90x24 DIAMOND BLACK/YELLOW  Damon Eisenach
<b>W3585</b> W11-12P Used since 12/11/2003 2000 MUTCD Requirement	EMERGENCY SIGNAL AHEAD		24x18 RECTANGLE BLACK/YELLOW  Carl Snyder
<b>W3600</b> W15-1	[PLAYGROUND symbol]		30x30 DIAMOND BLACK/YELLOW
<b>W3700</b> W14-1  reinstated 4/5/04	DEAD END		24x24 DIAMOND BLACK/YELLOW
<b>W3710</b> W14-1  reinstated 4/5/04	DEAD END		30x30 DIAMOND BLACK/YELLOW
<b>W3715</b> W16-xxP TBD Used since 04/28/2015 Recommended for use by NCUTCD Bike Tech Committee to notify bicyclists that the conditions depicted by a warning sign are not applicable to bicycles. Sign modified to include pedestrians for use on a Dead End street where a path connects at the end of the roadway.	EXCEPT + [BICYCLE symbol] + [PED symbol]		24x18 RECTANGLE BLACK/YELLOW  Michelle Dellinger
<b>W3720</b> W14-2  This sign may be used as an alternative to a dead-end sign for circumstances in which a street segment provides access to a network of streets or neighborhood cell from which there is no outlet.	NO OUTLET		24x24 DIAMOND BLACK/YELLOW

# INUSE Warning Sign

## City of Portland Sign Code Book








December 12, 2018

Sign Code & MUTCD code	Legend		Size, Shape, Color Requestor
<b>W3725</b> W14-2 Used since 09/11/2008 Larger version of W3720 for use on higher speed facilities	NO OUTLET		30x30 DIAMOND BLACK/YELLOW  Jennie Tower
<b>W3730</b>	[END OF ROAD marker] (RED REFLECTORS)		18x18 DIAMOND RED/BLACK
<b>W3740</b> 3F-1	ZEBRA BOARD (L)		12x48 RECTANGLE RED/WHITE
<b>W3760</b> 3F-1	ZEBRA BOARD (R)		12x48 RECTANGLE RED/WHITE
<b>W3780</b> C OF P  This sign may be used on streets which do not have a stabilized surface and streets which have a poor quality surface, as evidenced by pot holes, poor drainage, narrow shoulders. For circumstances in which some features of the unimproved roadway may present a hazard, the sign may be installed in advance of the transition and supplemented with a distance rider.	ROADWAY NOT IMPROVED		24x24 DIAMOND BLACK/YELLOW
<b>W3800</b> C OF P	100 FEET rider		18x18 SQUARE BLACK/YELLOW

# INUSE Warning Sign

## City of Portland Sign Code Book








December 12, 2018

Sign Code & MUTCD code	Legend		Size, Shape, Color Requestor
<b>W3801</b> C OF P Used since 11/04/1996	500 FEET rider		18x18 SQUARE BLACK/YELLOW  Carl Snyder
<b>W3940</b>  new artwork 1/7/2014	STREET CLOSED AHEAD		36x36 DIAMOND BLACK/YELLOW
<b>W3960</b>  Used since 12/01/1993	DEAD END + [right arrow]		48x18 RECTANGLE BLACK/YELLOW  Jamie Charbonneau
<b>W3970</b> W14 -1P Used since 12/01/1993	DEAD END + [right arrow]		36x12 RECTANGLE BLACK/YELLOW  Jamie Charbonneau
<b>W3975</b> W14-1a Used since 02/14/2000 2-sided sign updated to MUTCD standard 7/6/2017. TrackIT 1197506	DEAD END + [right arrow]/[left arrow] + DEAD END		36x8 RECTANGLE BLACK/YELLOW  remontoh/Andrew Sullivan
<b>W3978</b>  Used since 04/18/2006 2-sided sign. To warn turning traffic that the cross street will have no outlet.	NO OUTLET + [left or right arrow]		24x8 RECTANGLE BLACK/YELLOW  Craig Goodroad
<b>W3979L</b>  Used since 09/11/2008 Larger left arrow version of W3978 for use on higher speed facilities	NO OUTLET + [left arrow]		48x12 RECTANGLE BLACK/YELLOW  Jennie Tower

# INUSE Warning Sign

## City of Portland Sign Code Book

December 12, 2018








Sign Code & MUTCD code	Legend		Size, Shape, Color Requestor
<b>W3979R</b>  Used since 09/11/2008 Larger right arrow version of W3978 for use on higher speed facilities	NO OUTLET + [right arrow]		48x12 RECTANGLE BLACK/YELLOW  Jennie Tower
<b>W3980</b>  Used since 04/21/1998	NOT A THROUGH STREET		30x30 RECTANGLE BLACK/YELLOW  Jonathan Flecker
<b>W3985</b>  Used since 04/21/1998 This is an existing sign installed in 2001.	NO PARK ACCESS		24x18 RECTANGLE BLACK/YELLOW  Kirstin Byer
<b>W3990</b> W13-1  Artwork updated 1/18/2012, removing periods to conform to the MUTCD.	5 MPH rider		18x18 SQUARE BLACK/YELLOW
<b>W4000</b> W13-1  Artwork updated 1/18/2012, removing periods to conform to the MUTCD.	10 MPH rider		18x18 SQUARE BLACK/YELLOW
<b>W4020</b> W13-1  Artwork updated 1/18/2012, removing periods to conform to the MUTCD.	15 MPH rider		18x18 SQUARE BLACK/YELLOW
<b>W4035</b> W3-5 Used since 05/18/2011 To replace REDUCED SPEED AHEAD sign which is to be phased out by 2018. Increased size to 36x36 per MUTCD 6/14/2016 TrackIT 1019893	[SPEED LIMIT 20 AHEAD symbol]		36x36 DIAMOND BLACK/WHITE/YELLOW  Andrew Sullivan



# INUSE Warning Sign

## City of Portland Sign Code Book

December 12, 2018








Sign Code & MUTCD code	Legend		Size, Shape, Color Requestor
<b>W4040</b> W13-1	20 MPH rider		18x18 SQUARE BLACK/YELLOW
Artwork updated 1/18/2012, removing periods to conform to the MUTCD.			
<b>W4060</b> W13-1	25 MPH rider		18x18 SQUARE BLACK/YELLOW
Artwork updated 1/18/2012, removing periods to conform to the MUTCD.			
<b>W4070</b> W13-1	25 MPH rider		24x24 SQUARE BLACK/YELLOW
Artwork updated 1/18/2012, removing periods to conform to the MUTCD.			
<b>W4080</b> W13-1	30 MPH rider		18x18 SQUARE BLACK/YELLOW
Artwork updated 1/18/2012, removing periods to conform to the MUTCD.			
<b>W4085</b> W3-5	[SPEED LIMIT 30 AHEAD symbol]		36x36 DIAMOND BLACK/WHITE/YELLOW
Used since 06/14/2016 TrackIT 1019890			
			Andrew Sullivan
<b>W4090</b> W13-1	30 MPH rider		24x24 SQUARE BLACK/YELLOW
Artwork updated 1/19/2012, removing periods to conform to the MUTCD.			
<b>W4100</b> W13-1	35 MPH rider		18x18 SQUARE BLACK/YELLOW
Artwork updated 1/19/2012, removing periods to conform to current MUTCD			



# INUSE Warning Sign

## City of Portland Sign Code Book

December 12, 2018




Sign Code & MUTCD code	Legend		Size, Shape, Color Requestor
<b>W4105</b> W3-5 Used since 04/03/2017 Used as an advance warning for a speed limit reduction to 35 mph for traffic entering SW Multnomah Blvd from I-5. TrackIT 1070675	[SPEED LIMIT 35 AHEAD symbol]		36x36 DIAMOND LACK/WHITE/YELLO'
<b>W4120</b> W13-3  Artwork updated 1/19/2012, removing periods to conform to the MUTCD.	RAMP 20 MPH		30x36 RECTANGLE BLACK/YELLOW
<b>W4140</b> W13-3  Artwork updated 1/19/2012, removing periods to conform to the MUTCD.	RAMP 25 MPH		30x36 RECTANGLE BLACK/YELLOW
<b>W4160</b> W13-3  Artwork updated 1/19/2012, removing periods to conform to the MUTCD.	RAMP 30 MPH		30x36 RECTANGLE BLACK/YELLOW
<b>W4180</b> W13-3  Artwork updated 1/19/2012, removing periods to conform to the MUTCD.	RAMP 35 MPH		30x36 RECTANGLE BLACK/YELLOW
<b>W4400</b> W13-3 Used since 10/26/2017 The ODOT standard sign is yellow with black font. This sign replaces R6600, which was white with black font. The ODOT sign is designed more for use on highways, so the sign for PBOT use is designed to be a smaller sign for use on lower speed roadways. There are some signs already in place on W Burnside St and SW Sam Jackson Park Rd.	SNOW ZONE(empty space for R6600B/C overlay)		48x36 RECTANGLE BLACK/YELLOW
<b>W5001</b> ODOT TM204 Used since 04/11/2018 Smaller version of sign W5000 to be more proportional to City sign sizes. W5000 is the ODOT standard size for warning flags (16"x16"). TrackIT 1359615	Permanent Warning Flag		12x12 DIAMOND ORANGE

Matthew Machado

Michelle Dellinger




**OBSOLETE Warning Sign**City of Portland  
**Sign Code Book**

December 12, 2018

Sign Code & MUTCD code	Legend		Size, Shape, Color Requestor
<b>W1200</b> W1-6 Obsoleted after 12/01/2010 Violates min. MUTCD size requirements. Replace with W1220.	[Large Left or Right Arrow]		36x18 RECTANGLE BLACK/YELLOW
<b>W122</b>  Obsoleted after 07/21/1988 RIDERObsolate Policy: REPMaint	[large arrow] rider		
<b>W123</b>  Obsoleted after 07/21/1988 Obsolete Policy: REPMaint	chevron arrow (left or right) rider		
<b>W1240</b> W1-7 Obsoleted after 12/01/2010 Violates min. MUTCD size requirements. Replace with W1250.	[Large Double Arrow]		36x18 RECTANGLE BLACK/YELLOW
<b>W128</b>  Obsoleted after 07/14/1988 RIDER	SHARP CURVES		
<b>W1340</b> C OF P Obsoleted after 09/17/2002 (use W2690)	NEXT ___ MI		18x18 SQUARE BLACK/YELLOW
<b>W160</b>  Obsoleted after 07/21/1988 RIDER	SIDE ROAD (90 DEG RIGHT) symbol		




**OBSOLETE Warning Sign**City of Portland  
**Sign Code Book**

December 12, 2018

Sign Code & MUTCD code	Legend	Size, Shape, Color Requestor
<b>W180A</b>	MERGE plaque	
Obsoleted after 07/14/1988 RIDER		
<b>W182A</b>	MERGE plaque	
Obsoleted after 07/21/1988 RIDER		
<b>W1830</b> W4-3	[ADDED LANE FROM RIGHT symbol]	30x30 DIAMOND BLACK/YELLOW
Obsoleted after 10/24/2017 Use W1831. 36x36 is required for multi-lane roads (see MUTCD Section 2C.04). TrackIT 1274935		
<b>W184</b>	MERGING TRAFFIC	
Obsoleted after 07/14/1988 RIDER		
<b>W186</b>	MERGING BUSES	
Obsoleted after 07/14/1988 RIDER		
<b>W1900</b> C OF P	CAUTION CROSS TRAFFIC DOES NOT STOP	24x30 RECTANGLE BLACK/YELLOW
Obsoleted after 06/09/2011 Obsolete. Replace with W1901. Obsolete Policy: REPLWO		
<b>W1910</b> C OF P	CAUTION OPPOSING TRAFFIC DOES NOT STOP	24x30 RECTANGLE BLACK/YELLOW
Obsoleted after 06/09/2011		

**OBSOLETE Warning Sign**City of Portland  
**Sign Code Book**

December 12, 2018

Sign Code & MUTCD code	Legend		Size, Shape, Color Requestor
<b>W2100</b> W4-2 Obsoleted after 03/25/2008	[LANE REDUCTION TRANSITION (L) symbol]		36x36 DIAMOND BLACK/YELLOW
<b>W2120</b> W4-2 Obsoleted after 04/14/2008	[LANE REDUCTION TRANSITION (R) symbol]		36x36 DIAMOND BLACK/YELLOW
<b>W2140</b> C OF P Obsoleted after 07/30/2010 Obsolete per MUTCD. Replace with W2145	[ROAD NARROWS (double) symbol]		36x36 DIAMOND BLACK/YELLOW
<b>W2160</b>  Obsoleted after 07/14/1988 Obsolete. Should be removed and replaced with appropriate alternate signing. Obsolete Policy: RPLNOW	ONE LANE ROAD AHEAD		
<b>W2240</b>  Obsoleted after 07/14/1988 Obsolete. May be removed and replaced with appropriate alternate warning and/or regulatory signing. Obsolete Policy: REMOVE	WATCH CROSS TRAFFIC		
<b>W226</b>  Obsoleted after 07/14/1988 Obsolete. May be removed. Obsolete Policy: REMOVE	DRIVEWAYS NEXT _____ FEET		
<b>W2300</b> C OF P Obsoleted after 07/12/2005 Obsolete. Obsolete Policy: REMOVE	TARGET BOARD(L)		24x30 RECTANGLE BLACK/YELLOW

**OBSOLETE Warning Sign**City of Portland  
**Sign Code Book**





December 12, 2018

Sign Code & MUTCD code	Legend	Size, Shape, Color Requestor
<b>W232</b> C OF P Obsoleted after 11/26/1999	TARGET BOARD (R)	24x30 RECTANGLE BLACK/YELLOW
<b>W2320</b> C OF P Obsoleted after 07/12/2005 Obsolete.Obsolete Policy: REMOVE	TARGET BOARD (R)	24x30 RECTANGLE BLACK/YELLOW
<b>W2420</b> C OF P Obsoleted after 07/12/2005 Obsolete. Should be removed and replaced with turn warning signs where appropriate.Obsolete Policy: REMOVE	DIVERTER AHEAD	30x30 DIAMOND BLACK/YELLOW
<b>W2520</b> C OF P Obsoleted after 10/15/1998 Replaced by W2530	__FT__IN	RECTANGLE BLACK/YELLOW
<b>W2520A</b> C OF P Obsoleted after 10/15/1998 Replaced by W2530	13 FT 0 IN	36x18 RECTANGLE BLACK/YELLOW
<b>W2520B</b> C OF P Obsoleted after 10/15/1998 Replaced by W2530	12 FT 4 IN	36x18 RECTANGLE BLACK/YELLOW
<b>W2560A</b> W7-1 Obsoleted after 09/17/2002	HILL plaque	24x18 RECTANGLE BLACK/YELLOW



**OBSOLETE Warning Sign**City of Portland  
**Sign Code Book**

December 12, 2018

Sign Code & MUTCD code	Legend		Size, Shape, Color Requestor
<b>W264</b>	CREST		
Obsoleted after 07/14/1988			
<b>W2660</b> W7-3	NEXT__BLOCKS		24x18 RECTANGLE BLACK/YELLOW
Obsoleted after 07/29/2011 To be replaced with S1108 per maintenance. See TrackIT item 516954.			
<b>W2670</b>	NEXT 1/2 MILE		24x18 RECTANGLE BLACK/YELLOW
Obsoleted after 07/29/2011 To be replaced with S1108 per maintenance. See TrackIT item 516954.			
<b>W2680</b>	NEXT 1 MILE		24x18 RECTANGLE BLACK/YELLOW
Obsoleted after 07/29/2011 To be replaced with S1108 per maintenance. See TrackIT item 516954.			
<b>W2690</b>	NEXT __ MILES		24x18 RECTANGLE BLACK/YELLOW
Obsoleted after 07/29/2011 To be replaced with S1108 per maintenance. See TrackIT item 516954.			
Scott Batson			
<b>W270A</b>	SIGNAL AHEAD plaque		
Obsoleted after 07/14/1988			
<b>W2720S</b> OW15-1	PREPARE TO STOP WHEN LIGHTS FLASH		24x30 RECTANGLE BLACK/WHITE
Obsoleted after 09/17/2002			

**OBSOLETE Warning Sign**City of Portland  
**Sign Code Book**

December 12, 2018




Sign Code & MUTCD code	Legend	Size, Shape, Color Requestor
<b>W274</b>	STOP AHEAD WHEN LIGHT FLASHES	
Obsoleted after 07/14/1988		
<b>W280</b>	STOP AHEAD	
<b>W281</b> W3-1A	STOP AHEAD plaque	30x30 DIAMOND BLACK/WHITE/RED
Obsoleted after 01/01/1988 Obsolete Policy: REPMaint		
<b>W281A</b> W3-1A	STOP AHEAD [plaque]	
<b>W2820</b> W3-2	YIELD AHEAD	
Obsoleted after 12/01/2010 MUTCD approved sign is now a symbol instead of word message. Replace with W2830.		DIAMOND BLACK/YELLOW
<b>W3000</b> W10-1	[RAILROAD ADVANCE WARNING symbol]	
Obsoleted after 07/14/2006 Replace Code: W3001 Obsolete Policy: REPMaint		30" Diam ROUND BLACK/YELLOW
<b>W3020</b> W10-3	[SIDE ROAD RAILROAD CROSSING (L OR R) symbol]	
Obsoleted after 07/14/2006 Replace with W3021L or W3021R. Obsolete Policy: REPMaint		30x30 DIAMOND BLACK/YELLOW









**OBSOLETE Warning Sign**City of Portland  
**Sign Code Book**

December 12, 2018

Sign Code & MUTCD code	Legend	Size, Shape, Color Requestor
<b>W302A</b> W3-1A Obsoleted after 07/14/1988	SIDE ROAD RAILROAD (L) plaque	
<b>W303A</b> W3-1A Obsoleted after 07/14/1988	SIDE ROAD RAILROAD CROSSING (R) plaque	
<b>W3040A</b> C OF P Obsoleted after 09/19/2002	BUS CROSSING plaque	24x18 RECTANGLE BLACK/YELLOW
<b>W3080A</b> C OF P Obsoleted after 09/19/2002	TRUCKS plaque	24x18 RECTANGLE BLACK/YELLOW
<b>W3120A</b> OBW 1-6 Obsoleted after 09/19/2002	[Bike] XING plaque	 24x18 RECTANGLE BLACK/YELLOW
<b>W3130A</b> W11-7 Obsoleted after 09/19/2002	[EQUESTRIAN CROSSING symbol]	 30x30 DIAMOND BLACK/YELLOW
<b>W3140</b> OBOBW1-5 Obsoleted after 09/19/2002	ON ROADWAY rider	 24x18 RECTANGLE BLACK/YELLOW

**OBSOLETE Warning Sign**City of Portland  
**Sign Code Book**

December 12, 2018

Sign Code & MUTCD code	Legend		Size, Shape, Color Requestor
<b>W3200</b> W11A-2 Obsoleted after 09/19/2002	[PED CROSSING symbol]		30x30 DIAMOND BLACK/YELLOW
<b>W3200S</b> W11A-2 Obsoleted after 09/17/2002	[PED CROSSING symbol]		30x30 DIAMOND BLACK/YELLOW
<b>W320A</b> W3-1A Obsoleted after 07/21/1988	PED CROSSING plaque (no crosswalk)		
<b>W3210F</b> W11-2 Obsoleted after 08/22/2006 [PED symbol]	[PED symbol]		30x30 DIAMOND FLUORESCENT YE  Jennie Tower
<b>W322</b>  Obsoleted after 08/23/1988 Obsolete. Should be removed. May be replaced with W3210 Pedestrian Crossing Symbol and S1108 AHEAD rider Obsolete Policy: REMOVE	CROSSWALK AHEAD		
<b>W3230</b> C OF P Obsoleted after 07/12/2005 Obsolete. Should be removed. May be replaced with W3210 Pedestrian Crossing Symbol and S1108 AHEAD rider Obsolete Policy: REMOVE	CROSSWALK AHEAD		42x42 DIAMOND BLACK/YELLOW
<b>W3250</b>  Obsoleted after 10/15/1998 Replaced by W3262	[PED BIKE ADVANCE WARNING symbol]		36x36 DIAMOND BLACK/YELLOW


**OBSOLETE Warning Sign**City of Portland  
**Sign Code Book**

December 12, 2018

Sign Code & MUTCD code	Legend		Size, Shape, Color Requestor
<b>W3260</b> OBW 8-23 Obsoleted after 09/19/2002 Obsolete. Obsolete Policy: REPMaint	[PED BIKE CROSSING symbol]		36X36 DIAMOND BLK/YEL  Lewis Wardrip
<b>W330A</b> W3-1A Obsoleted after 07/14/1988	TWO-WAY TRAFFIC plaque		
<b>W336A</b> W3-1A Obsoleted after 07/14/1988	SLIPPERY WHEN WET plaque		
<b>W3400</b> OW15-1 Obsoleted after 09/19/2002	HIGH WATER		24x24 DIAMOND BLACK/YELLOW
<b>W342</b>  Obsoleted after 07/14/1988	PEDESTRIANS		
<b>W344</b>  Obsoleted after 08/23/1988	[WHEELCHAIR PEDESTRIAN symbol]		
<b>W346</b>  Obsoleted after 07/14/1988	[DUCK symbol]		

**OBSOLETE Warning Sign****City of Portland  
Sign Code Book**

December 12, 2018

<b>Sign Code &amp; MUTCD code</b>	<b>Legend</b>	<b>Size, Shape, Color Requestor</b>
<b>W350</b>	PLAYGROUND	
Obsoleted after 07/14/1988 Obsolete. Should be removed and replaced with Playground symbol (W360).Obsolete Policy: RPLNOW		
<b>W352A</b>	DANGER ARCHERY	
Obsoleted after 07/14/1988		
<b>W354</b>	HOSPITAL	
Obsoleted after 07/14/1988 Obsolete. May be removed.Obsolete Policy: REMOVE		
<b>W3580</b> OW-140	FIRE STATION	30x30 DIAMOND BLACK/YELLOW
Obsoleted after 07/12/2005 Obsolete. Should be removed. Should be replaced with W3581 Fire Station Symbol signObsolete Policy: RPLNOW		
<b>W360</b>	[PLAYGROUND symbol]	
Obsoleted after 01/01/1900		
		
<b>W3900</b>	IMPACT NOSE LEFT	60x30 RECTANGLE BLACK/YELLOW
Obsoleted after 11/05/2010 These signs do not exist in BoM's stores system. BoM's sign shop has never made one of these signs. They appear to be intended to go on the nose of impact attenuators, but these signs come with the attenuator in many different sizes and do not need to be manufactured by the sign shop.		
<b>W3910</b>	IMPACT NOSE RIGHT	60x30 RECTANGLE BLACK/YELLOW
Obsoleted after 11/05/2010 These signs do not exist in BoM's stores system. BoM's sign shop has never made one of these signs. They appear to be intended to go on the nose of impact attenuators, but these signs come with the attenuator in many different sizes and do not need to be manufactured by the sign shop.		

<b>W3920</b>	IMPACT NOSE DOUBLE	60x30 RECTANGLE BLACK/YELLOW
--------------	--------------------	------------------------------------

Obsoleted after 11/05/2010

These signs do not exist in BoM's stores system. BoM's sign shop has never made one of these signs. They appear to be intended to go on the nose of impact attenuators, but these signs come with the attenuator in many different sizes and do not need to be manufactured by the sign shop.