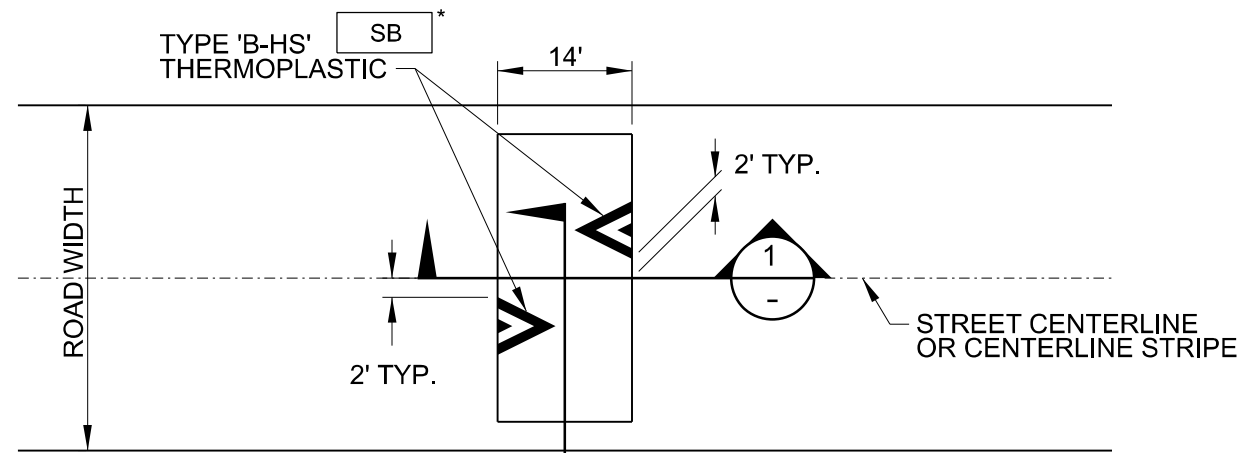
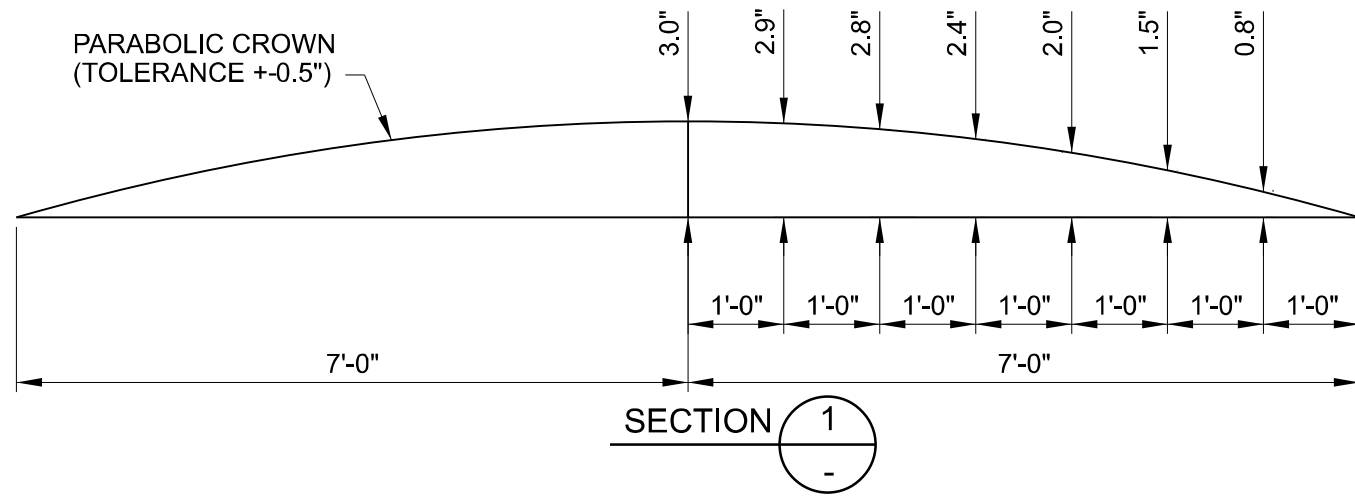


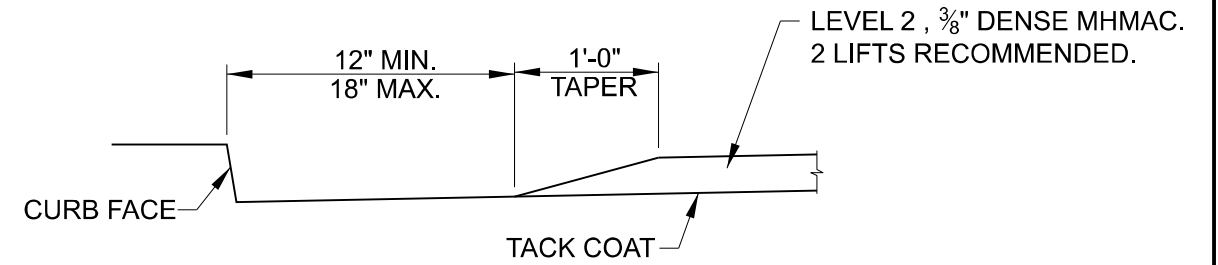
Plot Date: 9/12/2022 10:59:03 AM File Name: U:\usdot\port\ogm\city of portland - standard drawings\section divisions\3-STREETS\MICROSTATION\STD DRAWING NO P-440\PLOT_SHT_P-440.dgn



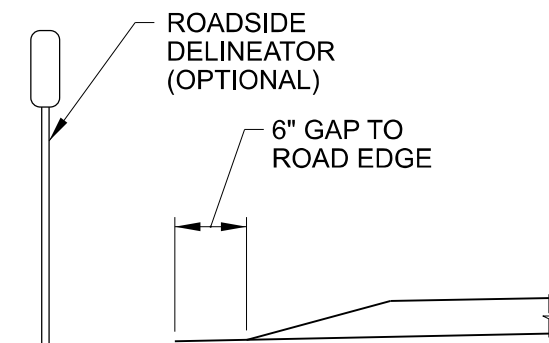
PLAN



SECTION 1



CURB DETAIL



SHOULDER DETAIL FOR STREETS WITHOUT CURBS

SECTION 2

NOTES:

1. PAVEMENT MARKINGS ON SPEED BUMP SHALL BE INSTALLED CONCURRENTLY WITH THE ASPHALT STRUCTURES.
2. PAVEMENT MARKINGS AND SIGNS SHALL BE INSTALLED BEFORE OPENING ANY LANE TO TRAFFIC THAT IS OCCUPIED BY A NEW SPEED BUMP. IF PERMANENT MARKINGS CANNOT BE INSTALLED CONCURRENTLY WITH THE ASPHALT STRUCTURES, INSTALL AND MAINTAIN TEMPORARY PAVEMENT MARKERS UNTIL PERMANENT MARKINGS ARE INSTALLED. IF PERMANENT MARKINGS ARE INSTALLED CONCURRENTLY WITH THE ASPHALT STRUCTURES, PERFORM A CHISEL TEST TO ENSURE PROPER BONDING BETWEEN MARKINGS AND ASPHALT AFTER COOLING.
3. PAVEMENT MARKING LAYOUT ASSUMES A TWO-LANE, TWO-WAY STREET WITH PARKING ON BOTH SIDES. FOR ALL OTHER CONFIGURATIONS SUBMIT REVISED LAYOUT TO ENGINEER FOR APPROVAL.

* SEE PBOT STANDARD DETAIL P-435

The selection and use of this Standard Drawing, while designed in accordance with generally accepted engineering principles and practices, is the sole responsibility of the user.	PORTLAND BUREAU OF TRANSPORTATION City Engineer	
	Standard Drawing Title 14' ASPHALT LOCAL SPEED BUMP	
	Effective Date: 09-01-2022	Standard Drawing No.
	Calc. Book No.: 440	P-440
Note: All material and workmanship shall be in accordance with the City of Portland Standard Construction Specifications.	Std. Drg. Report Date: 03-15-2018	