Average Time from Application Submittal thru Approved to Issue [1]

In Average Business Days | Sept 2021 – Sept 2022 [2]

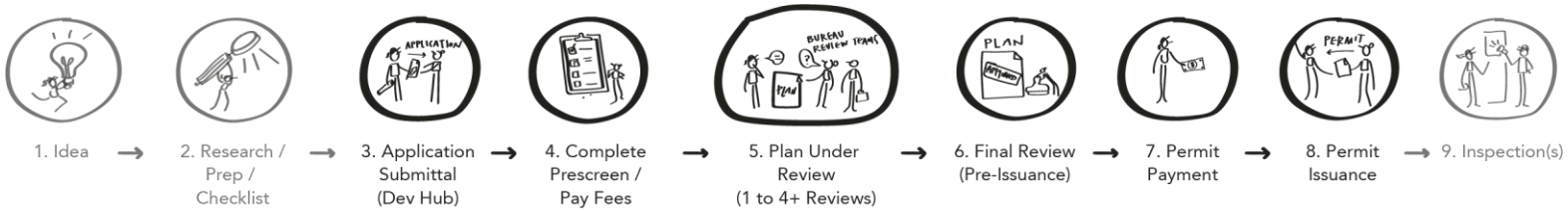

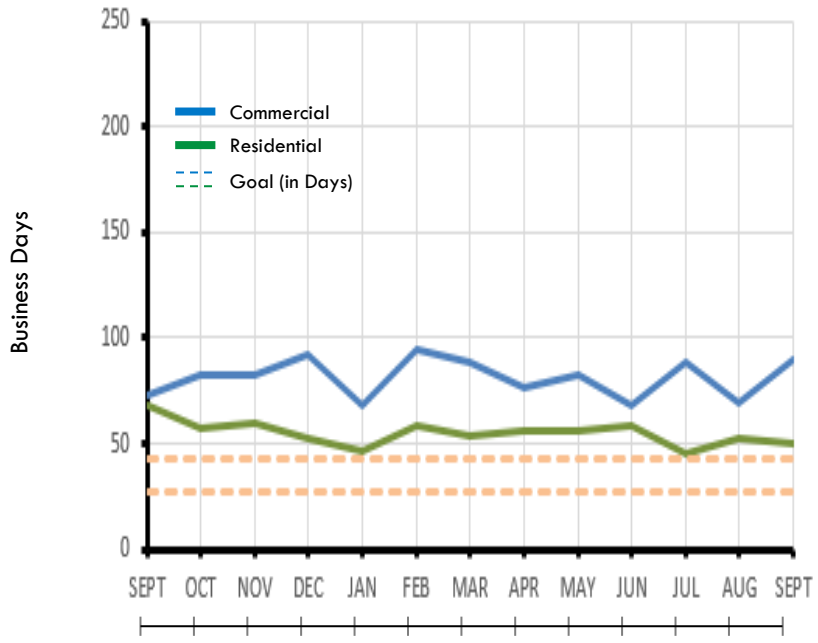

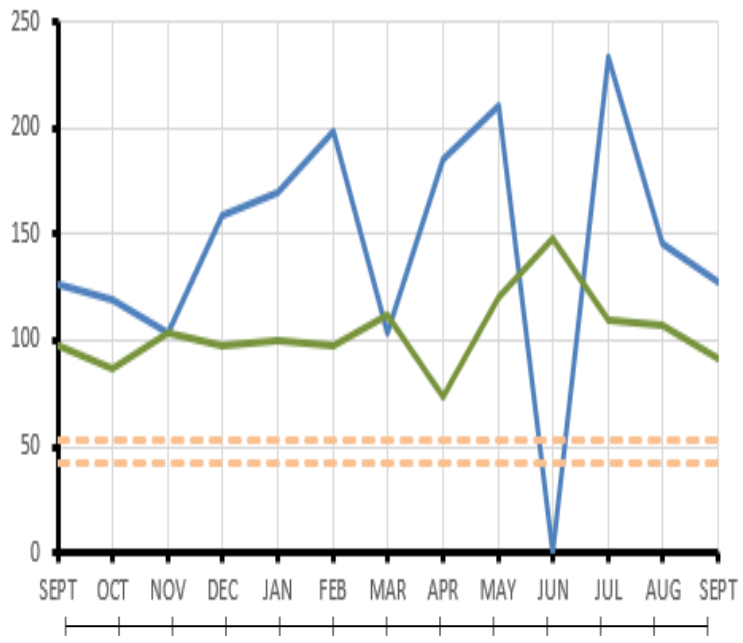

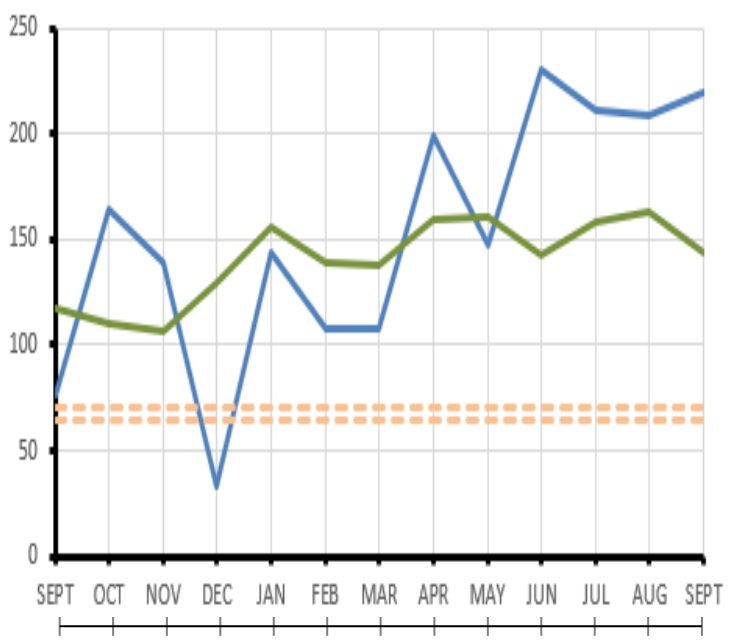

	SEPT	OCT	NOV	DEC	JAN	FEB	MAR	APR	MAY	JUN	JUL	AUG	SEPT
RS Permits	75	80	64	87	71	80	130	117	83	77	75	127	143
CO Permits	63	60	65	59	41	41	65	53	67	31	72	43	67

	SEPT	OCT	NOV	DEC	JAN	FEB	MAR	APR	MAY	JUN	JUL	AUG	SEPT
RS Permits	20	24	20	20	14	15	21	22	14	18	16	21	23
CO Permits	5	3	2	4	1	1	3	4	2	1	4	4	4

	SEPT	OCT	NOV	DEC	JAN	FEB	MAR	APR	MAY	JUN	JUL	AUG	SEPT
RS Permits	45	41	27	68	34	29	30	45	34	40	27	35	42
CO Permits	3	2	1	1	4	3	2	7	8	4	3	1	3

[1] All inclusive for city and applicant to complete all steps: application, screening, review and correction cycles, final review and payment requested. This process is a partnership between the city and the customer. Timelines are impacted by responsiveness on both sides.
[2] Data reflects Main Permits that have been submitted via DevHub and approved to issue through 09/30/22.
[3] Data does not include FIR or FPP projects.

Disclaimers and limitations for City of Portland Permit Improvement Timeline

- These charts only reflect permits that were issued and whose applications were submitted through Development Hub PDX, the City's online permitting system that began receiving residential and commercial building permit applications in December 2020. Issued permits whose applications were received on paper are not reflected in these charts.

- These charts reflect the average numbers of business days taken to issue particular types of building permits. Multiple factors contribute to the amount of time taken to issue a building permit, including but not limited to:
    - The size and complexity of a building project
    - The numbers of federal, state and local building codes that may apply to a project and the numbers of City permitting groups with different expertise that must review a permit application
    - The amount of time a customer takes to review and respond to necessary updates to construction plans identified by City staff
    - The timing of payment of permit fees at different stages of the permit process, including final fees that must be paid before a permit is issued

- These charts do not include permits submitted through the following programs, which are more tailored to specific groups of customers and often have permit issuance timelines that are shorter than what is reflected here:
    - Facility Permit Program, which serves commercial customers that often have frequent improvements for tenant space or other ongoing maintenance and upgrade needs
    - Process Management group, which works with larger commercial clients, such as hospitals and educational institutions, to manage each stage of a permit's process, including inspections
    - Field Issuance Remodel program that provides one-point-of-contact service for residential remodelers

- The smaller numbers of permits, particularly for new commercial construction and new commercial additions, can cause wider fluctuations in the average times illustrated in the charts.