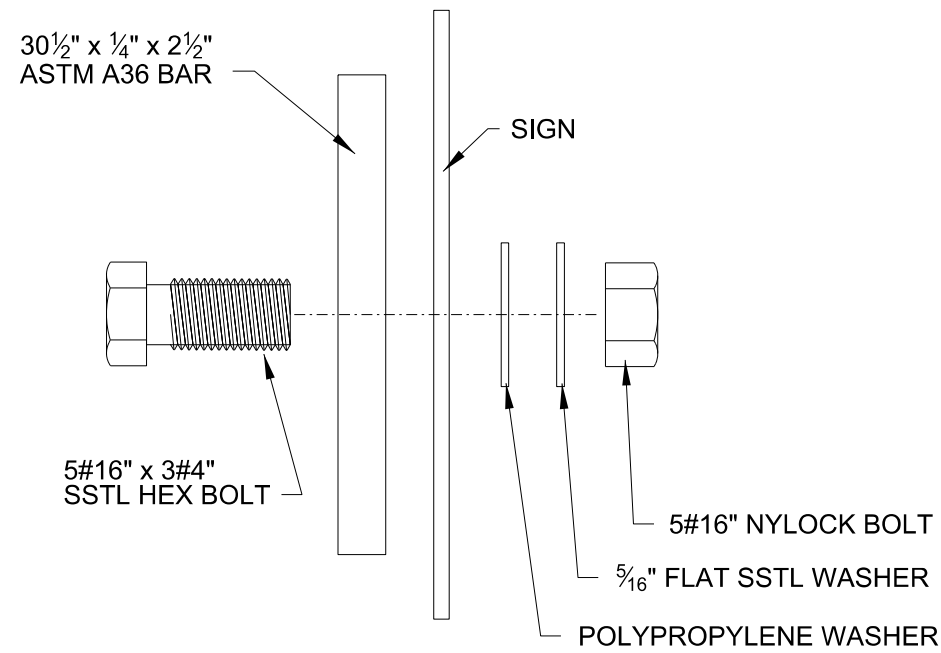


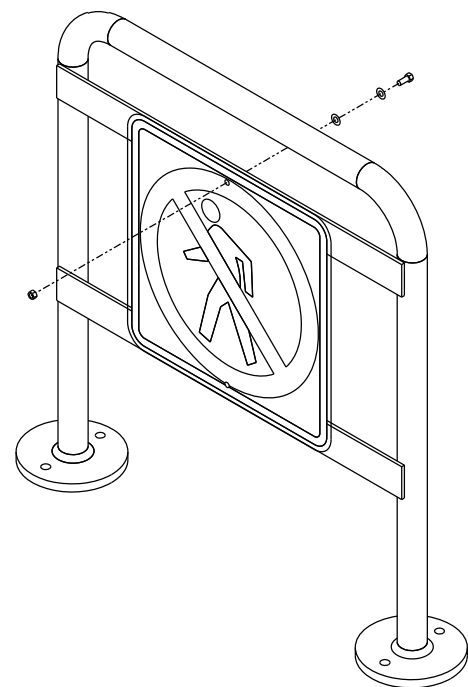
FRONT VIEW



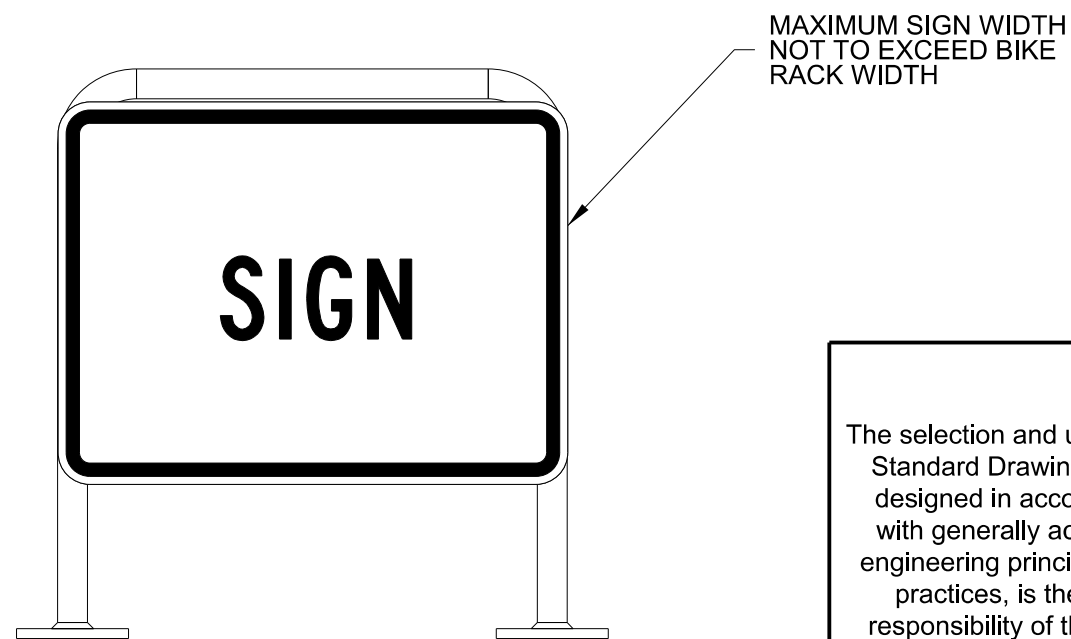
ASSEMBLY DETAIL

NOTES:

1. FOR DETAILS NOT SHOWN, SEE CITY OF PORTLAND STANDARD DRAWING P-576 "BIKE RACK"
2. WELD CROSS BARS AND DRILL HOLES PRIOR TO GALVANIZATION. GALVANIZE PER P-576.
3. WELD CROSS BARS TO OUTSIDE FACE OF BIKE RACK. $1\frac{3}{16}$ " FROM INSIDE AS SHOWN.
4. INSTALL SIGN TO ALIGN WITH TOP AND BOTTOM EDGE OF CROSS BARS SO THAT THE SIGN DOES NOT OVERHANG THE CROSS BARS
5. PAINTED FINISH TO BE "SILVER MC-LUSTER (W21.82)" PER CITY SPECIFICATION 962.48



ISOMETRIC VIEW



FRONT VIEW LARGE SIGN

<p>The selection and use of this Standard Drawing, while designed in accordance with generally accepted engineering principles and practices, is the sole responsibility of the user.</p>	<p>PBOT PORTLAND BUREAU OF TRANSPORTATION</p> <p><i>Steve Touman</i> City Engineer</p>	
	<p>Standard Drawing Title</p> <p>MODIFIED BIKE RACK SIGN MOUNT</p>	
	<p>Effective Date: 11-15-2018</p>	<p>Standard Drawing No.</p> <p>P-407</p>
<p>Note: All material and workmanship shall be in accordance with the City of Portland Standard Construction Specifications.</p>	<p>Calc. Book No.: -</p>	<p>Std. Drg. Report Date: -</p>