

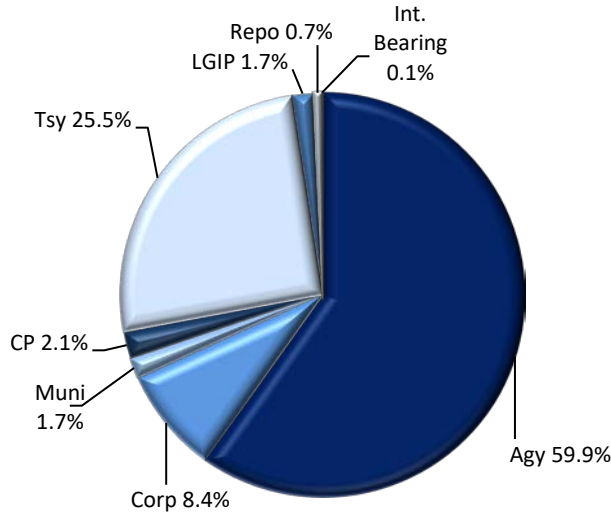


City of Portland, Oregon

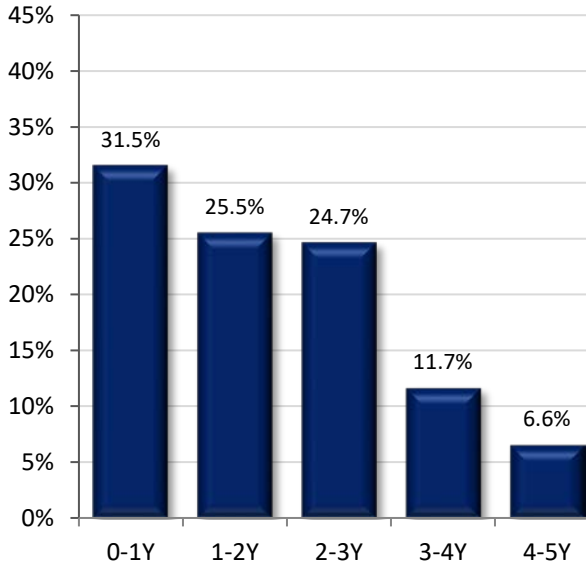
Monthly Investment Report

April 2022

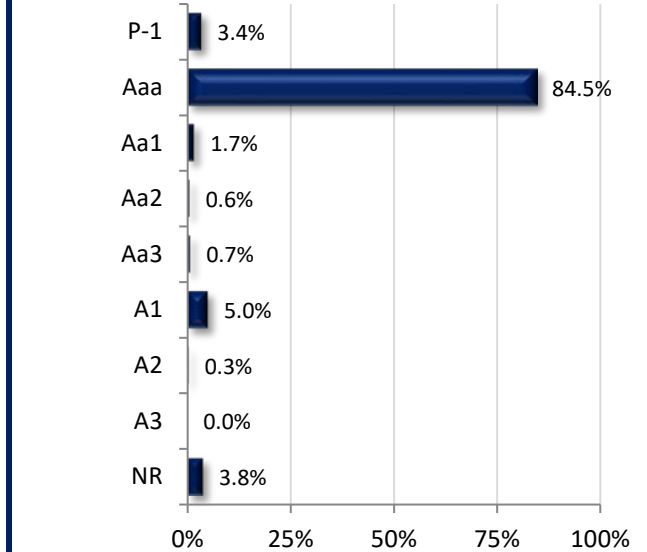
SECTOR ALLOCATION



MATURITY DISTRIBUTION



CREDIT QUALITY (MOODY'S)



Per Book Value

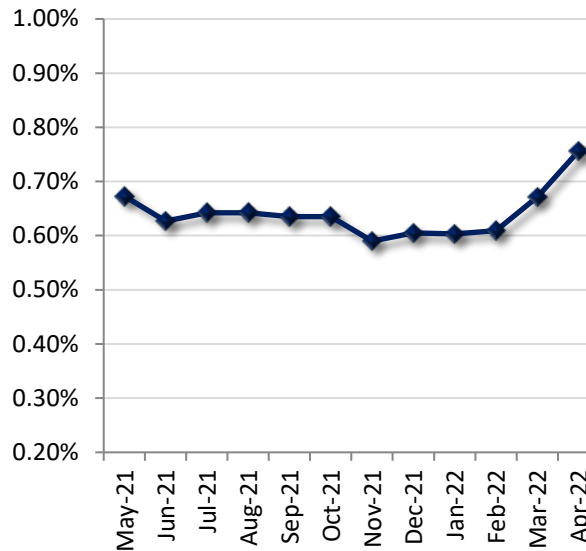
ACCOUNT SUMMARY

	4/30/22	3/31/22
Market Value	\$2,972,764,230	\$2,912,863,975
Book Value	\$3,066,884,362	\$2,991,413,896
Variance	-\$94,120,133	-\$78,549,922
Par Value	\$3,054,999,940	\$2,978,204,748
Net Asset Value	\$96.931	\$97.374
Book Yield (Gross)	0.76%	0.67%
Book Yield (Net)	0.71%	0.62%
<i>Admin. Fee</i>	0.05%	0.05%
Years to Maturity	1.77	1.79
Effective Duration	1.63	1.67

Book Value is Amortized

Per Book Value

MONTH-END PORTFOLIO BOOK YIELD



Gross Yield

NR: Not Rated

TOP ISSUERS

Issuer	% Portfolio
U.S. Treasury	25.5%
FHLB	19.8%
FHLMC	14.7%
FFCB	12.0%
FNMA	11.1%
Apple	2.2%
Bank of New York	2.0%
Oregon LGIP	1.7%
FAMCA	1.4%
US Bank	1.2%
MUFG Bank	1.0%
TVA	0.8%
County of Multnomah, OR	0.8%
Toyota	0.8%
State Street	0.8%

Per Book Value

**City of Portland
Portfolio Management
Portfolio Details - Investments
April 30, 2022**

CUSIP	Investment #	Issuer	Average Balance	Purchase Date	Par Value	Market Value	Book Value	Stated Rate	YTM 365	Moody's	S&P	Maturity Date
MMF Savings Account												
SYS1223	1223	Advantis CU			249,897.94	249,897.94	249,897.94	0.350	0.350			
SYS1221	1221	Beneficial State Bank			253,231.39	253,231.39	253,231.39	0.150	0.150			
SYS1222	1222	Beneficial State Bank			247,996.00	247,996.00	247,996.00	0.150	0.150			
SYS1220	1220	Columbia Bank			246,906.82	246,906.82	246,906.82	0.050	0.050			
SYS1218	1218	The Commerce Bank			251,494.59	251,494.59	251,494.59	0.050	0.050			
SYS1219	1219	OnPoint Community CU			251,866.17	251,866.17	251,866.17	0.250	0.250			
SYS1216	1216	Umpqua Bank			246,961.92	246,961.92	246,961.92	0.150	0.150			
SYS1217	1217	Unitus Community CU			252,704.90	252,704.90	252,704.90	0.100	0.100			
SYS1269	1269	US Bancorp			19,263.93	19,263.93	19,263.93	0.010	0.010			
SYS1224	1224	Willamette Community Bank			0.00	0.00	0.00	0.600	0.600			
Subtotal and Average			2,020,193.72		2,020,323.66	2,020,323.66	2,020,323.66		0.155			
Oregon LGIP												
CITY	1214	Oregon LGIP			51,959,416.53	51,959,416.53	51,959,416.53	0.630	0.630			
SPEC PROJ	1215	Oregon LGIP			321,199.73	321,199.73	321,199.73	0.630	0.630			
Subtotal and Average			51,174,682.79		52,280,616.26	52,280,616.26	52,280,616.26		0.630			
Corporate Notes												
037833CQ1	1080	Apple		05/09/2019	5,950,000.00	5,951,368.50	5,949,650.81	2.300	2.521	Aa1	AA+	05/11/2022
037833BF6	1081	Apple		05/16/2019	3,000,000.00	3,001,470.00	3,000,208.91	2.700	2.482	Aa1	AA+	05/13/2022
037833BF6	1082	Apple		03/13/2020	10,000,000.00	10,004,900.00	10,005,201.54	2.700	1.116	Aa1	AA+	05/13/2022
037833DL1	1083	Apple		09/11/2019	5,000,000.00	5,006,000.00	4,999,897.69	1.700	1.706	Aa1	AA+	09/11/2022
037833DV9	1084	Apple		05/11/2020	10,000,000.00	9,854,200.00	9,990,681.48	0.750	0.842	Aa1	AA+	05/11/2023
037833AK6	1286	Apple		05/17/2021	4,724,000.00	4,728,251.60	4,824,643.28	2.400	0.274	Aa1	AA+	05/03/2023
037833AS9	1364	Apple		01/27/2022	16,274,000.00	16,454,804.14	16,979,325.89	3.450	1.260	Aaa	AA+	05/06/2024
037833CU2	1365	Apple		01/27/2022	12,747,000.00	12,741,646.26	13,133,441.39	2.850	1.327	Aaa	AA+	05/11/2024
023135BW5	1361	Amazon		01/21/2022	9,409,000.00	8,982,019.58	9,270,612.75	0.450	1.186	A1	AA	05/12/2024
023135AZ9	1368	Amazon		01/31/2022	10,000,000.00	9,967,900.00	10,282,774.59	2.800	1.546	A1	AA	08/22/2024
06406RAL1	1367	Bank of New York		01/28/2022	6,210,000.00	6,068,908.80	6,292,564.28	2.100	1.550	A1	A	10/24/2024
06406RAL1	1371	Bank of New York		02/18/2022	9,351,000.00	9,138,545.28	9,380,045.02	2.100	1.970	A1	A	10/24/2024
06406HDA4	1373	Bank of New York		03/02/2022	6,514,000.00	6,466,122.10	6,676,320.19	3.000	2.082	A1	A	02/24/2025
06406RAL1	1376	Bank of New York		03/14/2022	3,000,000.00	2,931,840.00	2,987,887.50	2.100	2.268	A1	A	10/24/2024
06406HCV9	1377	Bank of New York		03/15/2022	3,510,000.00	3,531,340.80	3,575,334.30	3.400	2.418	A1	A	04/15/2024
06406HCX5	1386	Bank of New York		03/30/2022	2,200,000.00	2,204,906.00	2,219,846.20	3.250	2.851	A1	A	09/11/2024
06406RBC0	1393	Bank of New York		04/26/2022	30,000,000.00	29,941,800.00	29,995,819.46	3.350	3.355	A1	A+	04/25/2025

**City of Portland
Portfolio Management
Portfolio Details - Investments
April 30, 2022**

CUSIP	Investment #	Issuer	Average Balance	Purchase Date	Par Value	Market Value	Book Value	Stated Rate	YTM 365	Moody's	S&P	Maturity Date
Corporate Notes												
19416QEC0	1285	Colgate-Palmolive		05/14/2021	1,500,000.00	1,496,025.00	1,527,252.05	2.100	0.277	Aa3	AA-	05/01/2023
654106AH6	1390	Nike INC		04/13/2022	5,676,000.00	5,550,163.08	5,578,350.39	2.400	3.023	A1	AA-	03/27/2025
654106AH6	1398	Nike INC		04/25/2022	7,732,000.00	7,560,581.56	7,570,784.71	2.400	3.156	A1	AA-	03/27/2025
695114CR7	1383	PacifiCorp		03/28/2022	1,500,000.00	1,509,945.00	1,525,839.21	3.600	2.671	A1	A+	04/01/2024
695114CR7	1385	PacifiCorp		03/30/2022	1,626,000.00	1,636,780.38	1,649,107.92	3.600	2.832	A1	A+	04/01/2024
742718EU9	1100	Procter & Gamble		10/11/2019	10,779,000.00	10,800,342.42	10,794,637.63	2.150	1.613	Aa3	AA-	08/11/2022
742718EU9	1101	Procter & Gamble		08/30/2019	9,294,000.00	9,312,402.12	9,306,132.13	2.150	1.666	Aa3	AA-	08/11/2022
857477AN3	1401	State Street		04/26/2022	8,023,000.00	8,030,461.39	8,045,266.36	3.300	3.188	A1	A	12/16/2024
89236TGW9	1027	Toyota		04/01/2020	5,000,000.00	5,016,050.00	4,999,832.30	2.900	2.904	A1	A+	03/30/2023
90331HMS9	1362	US Bank		01/25/2022	5,000,000.00	4,941,700.00	5,162,024.77	2.800	1.584	A1	AA-	01/27/2025
90331HPL1	1363	US Bank		01/25/2022	10,000,000.00	9,668,000.00	10,127,964.68	2.050	1.567	A1	AA-	01/21/2025
90331HMS9	1375	US Bank		03/14/2022	5,000,000.00	4,941,700.00	5,054,454.31	2.800	2.386	A1	AA-	01/27/2025
90331HNV1	1400	US Bank		04/25/2022	7,000,000.00	7,057,260.00	7,070,100.56	3.400	2.566	A1	AA-	07/24/2023
91159HHX1	1402	US Bank		04/26/2022	10,000,000.00	9,828,400.00	9,829,752.18	2.400	3.190	A2	A+	07/30/2024
931142EK5	1380	Walmart		03/23/2022	4,173,000.00	4,218,318.78	4,236,690.30	3.400	2.050	Aa2	AA	06/26/2023
Subtotal and Average			188,258,222.12		240,192,000.00	238,544,152.79	242,042,444.78		2.063			
Commercial Paper												
19424JHQ2	1378	Collateralized CP		03/16/2022	15,000,000.00	14,930,700.00	14,937,708.32	1.300	1.326	P-1	A-1	08/24/2022
62479MFE8	1350	MUFG Bank		01/05/2022	30,000,000.00	29,966,100.00	29,989,000.00	0.300	0.305	P-1	A-1	06/14/2022
89233HGE8	1374	Toyota		03/10/2022	20,000,000.00	19,951,000.00	19,961,766.67	0.930	0.946	P-1	A-1+	07/14/2022
Subtotal and Average			86,334,399.82		65,000,000.00	64,847,800.00	64,888,474.99		0.737			
Repurchase Agreements												
SYS1404	1404	Jefferies Repo		04/28/2022	20,000,000.00	20,000,000.00	20,000,000.00	0.610	0.618			06/14/2022
Subtotal and Average			2,000,000.00		20,000,000.00	20,000,000.00	20,000,000.00		0.618			
Federal Agency Coupon												
31422B3S7	1117	FAMCA		12/01/2020	15,000,000.00	13,836,300.00	15,000,000.00	0.520	0.520			09/29/2025
31422XRE4	1346	FAMCA		12/14/2021	25,000,000.00	24,646,750.00	25,000,000.00	0.500	0.500			03/31/2023
3133EMGP1	1024	FFCB		11/19/2020	25,000,000.00	24,996,500.00	24,999,776.54	0.150	0.171	Aaa	AA+	05/16/2022
3133ELVX9	1026	FFCB		04/08/2020	5,000,000.00	4,826,350.00	5,000,000.00	0.875	0.875	Aaa	AA+	04/08/2024
3133EMER9	1030	FFCB		11/20/2020	22,880,000.00	21,328,964.80	22,865,030.07	0.470	0.494	Aaa	AA+	01/27/2025
3133EL2A1	1033	FFCB		07/28/2020	10,000,000.00	9,354,200.00	9,992,993.52	0.400	0.426	Aaa	AA+	01/28/2025
3133EL3Y8	1036	FFCB		08/13/2020	5,000,000.00	4,535,950.00	5,000,000.00	0.670	0.670	Aaa	AA+	08/13/2026

**City of Portland
Portfolio Management
Portfolio Details - Investments
April 30, 2022**

CUSIP	Investment #	Issuer	Average Balance	Purchase Date	Par Value	Market Value	Book Value	Stated Rate	YTM		S&P	Maturity Date
									365	Moody's		
Federal Agency Coupon												
3133EMPH9	1237	FFCB		02/03/2021	9,000,000.00	8,882,190.00	8,998,096.00	0.125	0.153	Aaa	AA+	02/03/2023
3133EMPH9	1238	FFCB		02/03/2021	24,000,000.00	23,685,840.00	23,994,922.67	0.125	0.153	Aaa	AA+	02/03/2023
3133EKNR3	1241	FFCB		02/23/2021	5,000,000.00	5,006,550.00	5,009,252.17	2.200	0.116	Aaa	AA+	06/03/2022
3133EKZY5	1247	FFCB		03/01/2021	3,294,000.00	3,295,910.52	3,297,934.99	1.550	0.115	Aaa	AA+	06/01/2022
3133ELE75	1250	FFCB		03/01/2021	3,785,000.00	3,784,015.90	3,785,439.54	0.250	0.115	Aaa	AA+	06/02/2022
3133EMWH1	1275	FFCB		04/22/2021	20,000,000.00	18,781,400.00	19,992,564.28	0.710	0.723	Aaa	AA+	04/21/2025
3133EMYX4	1281	FFCB		05/10/2021	2,500,000.00	2,447,425.00	2,498,360.00	0.125	0.189	Aaa	AA+	05/10/2023
3133EMYX4	1283	FFCB		05/10/2021	15,000,000.00	14,684,550.00	14,990,160.00	0.125	0.189	Aaa	AA+	05/10/2023
3133EMT28	1312	FFCB		07/19/2021	10,000,000.00	8,964,600.00	10,000,000.00	1.190	1.190	Aaa	AA+	07/19/2028
3133ENEJ5	1333	FFCB		11/18/2021	10,000,000.00	9,533,100.00	9,990,235.65	0.875	0.914	Aaa	AA+	11/18/2024
3133ENGF1	1338	FFCB		12/03/2021	15,000,000.00	14,543,400.00	14,982,733.29	0.500	0.573	Aaa	AA+	12/01/2023
3133ENDK3	1344	FFCB		12/08/2021	30,000,000.00	29,386,800.00	29,928,870.61	0.350	0.566	Aaa	AA+	06/08/2023
3133ENDK3	1345	FFCB		12/08/2021	30,000,000.00	29,386,800.00	29,932,068.89	0.350	0.556	Aaa	AA+	06/08/2023
3133ENKS8	1354	FFCB		01/11/2022	7,500,000.00	7,164,600.00	7,484,851.74	1.125	1.202	Aaa	AA+	01/06/2025
3133ENTQ3	1387	FFCB		04/04/2022	7,400,000.00	7,311,200.00	7,400,000.00	3.500	3.500	Aaa	AA+	04/04/2029
3130AJPU7	1044	FHLB		06/12/2020	25,000,000.00	24,991,250.00	24,999,842.48	0.250	0.257	Aaa	AA+	06/03/2022
3130AEBM1	1045	FHLB		07/16/2018	10,865,000.00	10,889,446.25	10,864,351.12	2.750	2.807	Aaa	AA+	06/10/2022
313379Q69	1047	FHLB		07/03/2019	10,000,000.00	10,016,600.00	10,002,967.62	2.125	1.842	Aaa	AA+	06/10/2022
3130AJY52	1048	FHLB		08/14/2020	5,000,000.00	4,986,900.00	4,998,642.55	0.125	0.222	Aaa	AA+	08/12/2022
3130AJY52	1049	FHLB		08/14/2020	5,000,000.00	4,986,900.00	4,998,642.55	0.125	0.222	Aaa	AA+	08/12/2022
313380GJ0	1050	FHLB		10/21/2020	8,700,000.00	8,723,838.00	8,756,320.57	2.000	0.175	Aaa	AA+	09/09/2022
3130AJ7E3	1051	FHLB		02/21/2020	5,000,000.00	4,979,750.00	4,997,554.65	1.375	1.438	Aaa	AA+	02/17/2023
3130AJ7E3	1052	FHLB		02/21/2020	2,000,000.00	1,991,900.00	1,999,021.86	1.375	1.438	Aaa	AA+	02/17/2023
3130AFW94	1053	FHLB		02/15/2019	10,000,000.00	9,978,300.00	9,987,359.96	2.500	2.576	Aaa	AA+	02/13/2024
3130AFW94	1054	FHLB		02/15/2019	5,000,000.00	4,989,150.00	4,993,679.98	2.500	2.576	Aaa	AA+	02/13/2024
3130A2UW4	1055	FHLB		11/24/2020	6,600,000.00	6,610,098.00	6,994,199.05	2.875	0.333	Aaa	AA+	09/13/2024
3130AJHU6	1056	FHLB		04/16/2020	10,000,000.00	9,332,500.00	9,970,675.86	0.500	0.601	Aaa	AA+	04/14/2025
3130AJ4B2	1057	FHLB		04/16/2020	12,265,000.00	11,544,553.90	12,629,643.04	1.625	0.991	Aaa	AA+	03/12/2027
313379Q69	1240	FHLB		02/22/2021	4,250,000.00	4,257,055.00	4,259,314.58	2.125	0.100	Aaa	AA+	06/10/2022
3130AL6F6	1242	FHLB		02/25/2021	20,000,000.00	17,968,600.00	19,955,959.52	1.000	1.039	Aaa	AA+	02/25/2028
3130ALE34	1243	FHLB		02/25/2021	10,000,000.00	9,040,100.00	10,000,000.00	1.100	1.115	Aaa	AA+	02/25/2028
3130AJPU7	1248	FHLB		03/01/2021	1,090,000.00	1,089,618.50	1,090,130.66	0.250	0.115	Aaa	AA+	06/03/2022
313379Q69	1251	FHLB		03/01/2021	3,990,000.00	3,996,623.40	3,998,679.11	2.125	0.115	Aaa	AA+	06/10/2022
313379Q69	1252	FHLB		03/05/2021	22,000,000.00	22,036,520.00	22,047,733.09	2.125	0.120	Aaa	AA+	06/10/2022
3130ALRG1	1255	FHLB		03/18/2021	3,000,000.00	2,949,420.00	2,998,549.65	0.125	0.180	Aaa	AA+	03/17/2023
3133834G3	1279	FHLB		05/05/2021	20,665,000.00	20,630,489.45	21,107,103.28	2.125	0.185	Aaa	AA+	06/09/2023

**City of Portland
Portfolio Management
Portfolio Details - Investments
April 30, 2022**

CUSIP	Investment #	Issuer	Average Balance	Purchase Date	Par Value	Market Value	Book Value	Stated Rate	YTM		S&P	Maturity Date
									365	Moody's		
Federal Agency Coupon												
3133834G3	1288	FHLB		05/20/2021	3,810,000.00	3,803,637.30	3,892,120.49	2.125	0.171	Aaa	AA+	06/09/2023
3133834G3	1289	FHLB		05/20/2021	8,435,000.00	8,420,913.55	8,617,484.32	2.125	0.164	Aaa	AA+	06/09/2023
3130AMNF5	1292	FHLB		06/09/2021	15,000,000.00	14,685,000.00	14,998,507.50	0.150	0.159	Aaa	AA+	06/09/2023
3130AMQR6	1294	FHLB		06/07/2021	20,000,000.00	19,105,800.00	20,000,000.00	0.350	0.350	Aaa	AA+	06/07/2024
3130AMRY0	1295	FHLB		06/04/2021	40,000,000.00	39,063,200.00	39,979,959.89	0.125	0.171	Aaa	AA+	06/02/2023
3130AMGJ5	1298	FHLB		06/11/2021	4,845,000.00	4,549,212.75	4,844,263.27	0.625	0.630	Aaa	AA+	02/26/2025
3130A5P45	1307	FHLB		07/06/2021	6,100,000.00	6,110,187.00	6,115,115.23	2.375	0.086	Aaa	AA+	06/10/2022
3130AJPU7	1308	FHLB		07/06/2021	3,500,000.00	3,498,775.00	3,500,509.01	0.250	0.086	Aaa	AA+	06/03/2022
3130AMT28	1309	FHLB		07/07/2021	5,470,000.00	5,079,824.90	5,470,000.00	1.000	1.000	Aaa	AA+	06/30/2026
3130A8HK2	1310	FHLB		07/08/2021	5,000,000.00	4,899,050.00	5,141,509.04	1.750	0.405	Aaa	AA+	06/14/2024
3130A8HK2	1311	FHLB		07/08/2021	6,305,000.00	6,177,702.05	6,483,520.35	1.750	0.405	Aaa	AA+	06/14/2024
3130ANDT4	1313	FHLB		08/16/2021	16,600,000.00	16,007,546.00	16,600,000.00	0.375	0.375	Aaa	AA+	02/16/2024
3130AJPU7	1314	FHLB		08/02/2021	14,970,000.00	14,964,760.50	14,972,380.88	0.250	0.071	Aaa	AA+	06/03/2022
3130A8HK2	1318	FHLB		09/03/2021	10,000,000.00	9,798,100.00	10,288,049.65	1.750	0.382	Aaa	AA+	06/14/2024
3130ANYM6	1320	FHLB		09/10/2021	16,000,000.00	15,513,760.00	15,977,147.12	0.125	0.233	Aaa	AA+	08/28/2023
3130ANYM6	1321	FHLB		09/23/2021	15,000,000.00	14,544,150.00	14,979,986.59	0.125	0.226	Aaa	AA+	08/28/2023
3130APBH7	1323	FHLB		09/30/2021	25,000,000.00	23,738,250.00	25,000,000.00	0.570	0.570	Aaa	AA+	09/30/2024
3130APCH6	1324	FHLB		09/29/2021	15,000,000.00	13,787,400.00	15,000,000.00	1.125	1.125	Aaa	AA+	09/29/2026
3130APUK9	1328	FHLB		11/24/2021	25,000,000.00	24,073,750.00	25,000,000.00	0.720	0.720	Aaa	AA+	05/24/2024
3130APU29	1329	FHLB		11/12/2021	15,750,000.00	15,272,775.00	15,744,462.68	0.500	0.523	Aaa	AA+	11/09/2023
3130APW92	1334	FHLB		12/03/2021	11,250,000.00	10,850,062.50	11,250,000.00	0.875	0.875	Aaa	AA+	06/03/2024
3130AQA52	1341	FHLB		12/22/2021	30,000,000.00	28,704,000.00	30,000,000.00	1.250	1.250	Aaa	AA+	06/13/2025
3130AQA78	1342	FHLB		12/14/2021	25,000,000.00	24,141,000.00	25,000,000.00	0.900	0.900	Aaa	AA+	06/14/2024
3130AQB51	1343	FHLB		12/17/2021	25,000,000.00	24,112,500.00	25,000,000.00	1.050	1.050	Aaa	AA+	09/17/2024
3130AQD59	1347	FHLB		12/30/2021	20,000,000.00	19,248,000.00	20,000,000.00	1.000	1.000	Aaa	AA+	09/30/2024
3130AQP3	1360	FHLB		02/04/2022	15,000,000.00	14,589,900.00	15,000,000.00	1.125	1.125	Aaa	AA+	06/14/2024
3130AQQY3	1372	FHLB		03/10/2022	7,500,000.00	7,317,750.00	7,500,000.00	2.500	2.500	Aaa	AA+	03/10/2027
3137EAEQ8	1066	FHLMC		04/20/2020	5,000,000.00	4,914,250.00	4,995,960.65	0.375	0.459	Aaa	AA+	04/20/2023
3137EAEQ8	1067	FHLMC		04/20/2020	5,000,000.00	4,914,250.00	4,995,960.65	0.375	0.459	Aaa	AA+	04/20/2023
3137EAEQ8	1068	FHLMC		04/20/2020	5,000,000.00	4,914,250.00	4,995,960.65	0.375	0.459	Aaa	AA+	04/20/2023
3137EAF2	1069	FHLMC		12/04/2020	15,000,000.00	14,450,100.00	14,992,121.25	0.250	0.283	Aaa	AA+	12/04/2023
3137EAF2	1070	FHLMC		12/04/2020	10,000,000.00	9,633,400.00	9,994,747.50	0.250	0.283	Aaa	AA+	12/04/2023
3134GXDZ4	1105	FHLMC		11/25/2020	25,000,000.00	23,527,750.00	25,000,000.00	0.450	0.450	Aaa	AA+	11/25/2024
3137EAEP0	1107	FHLMC		02/14/2020	5,000,000.00	4,815,200.00	4,997,856.59	1.500	1.516	Aaa	AA+	02/12/2025
3137EAEP0	1108	FHLMC		02/14/2020	5,000,000.00	4,815,200.00	4,997,856.59	1.500	1.516	Aaa	AA+	02/12/2025
3137EAEP0	1109	FHLMC		02/14/2020	5,000,000.00	4,815,200.00	4,997,856.59	1.500	1.516	Aaa	AA+	02/12/2025

**City of Portland
Portfolio Management
Portfolio Details - Investments
April 30, 2022**

CUSIP	Investment #	Issuer	Average Balance	Purchase Date	Par Value	Market Value	Book Value	Stated Rate	YTM		S&P	Maturity Date
									365	Moody's		
Federal Agency Coupon												
3134GVB31	1111	FHLMC		06/01/2020	25,000,000.00	23,286,750.00	25,000,000.00	0.750	0.750	Aaa	AA+	05/28/2025
3134GXCV4	1112	FHLMC		11/30/2020	11,750,000.00	10,909,052.50	11,750,000.00	0.500	0.500	Aaa	AA+	05/30/2025
3137EAEX3	1113	FHLMC		12/11/2020	25,000,000.00	22,925,500.00	24,927,776.39	0.375	0.461	Aaa	AA+	09/23/2025
3137EAEX3	1114	FHLMC		09/25/2020	5,000,000.00	4,585,100.00	4,989,771.36	0.375	0.436	Aaa	AA+	09/23/2025
3137EAEX3	1115	FHLMC		11/25/2020	25,000,000.00	22,925,500.00	24,897,504.57	0.375	0.497	Aaa	AA+	09/23/2025
3134GWVC7	1116	FHLMC		09/29/2020	10,000,000.00	9,192,000.00	10,000,000.00	0.500	0.500	Aaa	AA+	09/29/2025
3134GWW93	1118	FHLMC		10/01/2020	10,000,000.00	9,207,400.00	9,997,950.53	0.550	0.556	Aaa	AA+	09/30/2025
3134GW6S0	1119	FHLMC		11/10/2020	9,200,000.00	8,536,772.00	9,200,000.00	0.610	0.610	Aaa	AA+	11/10/2025
3134GXCR3	1120	FHLMC		11/24/2020	9,250,000.00	8,580,115.00	9,249,011.02	0.625	0.628	Aaa	AA+	11/24/2025
3134GXES9	1121	FHLMC		11/25/2020	30,000,000.00	27,518,700.00	30,000,000.00	0.610	0.610	Aaa	AA+	05/26/2026
3134GXCW2	1122	FHLMC		11/30/2020	10,700,000.00	9,820,246.00	10,700,000.00	0.625	0.625	Aaa	AA+	05/28/2026
3134GWGF7	1123	FHLMC		08/04/2020	10,000,000.00	9,195,400.00	9,996,096.53	0.800	0.809	Aaa	AA+	08/04/2026
3134GWKQ8	1125	FHLMC		08/06/2020	25,000,000.00	22,552,500.00	25,000,000.00	0.850	0.850	Aaa	AA+	08/06/2027
3134GXGE8	1126	FHLMC		12/23/2020	20,000,000.00	18,033,600.00	19,995,161.90	1.000	1.004	Aaa	AA+	12/23/2027
3134GVJ66	1249	FHLMC		03/01/2021	3,388,000.00	3,386,441.52	3,388,469.58	0.250	0.115	Aaa	AA+	06/08/2022
3137EAET2	1274	FHLMC		04/20/2021	27,841,000.00	27,790,607.79	27,842,210.75	0.125	0.106	Aaa	AA+	07/25/2022
3137EAEQ8	1287	FHLMC		05/19/2021	25,000,000.00	24,571,250.00	25,051,731.30	0.375	0.161	Aaa	AA+	04/20/2023
3137EAEV7	1290	FHLMC		05/20/2021	35,000,000.00	34,021,050.00	35,018,304.05	0.250	0.210	Aaa	AA+	08/24/2023
3137EAET2	1315	FHLMC		08/02/2021	20,000,000.00	19,963,800.00	20,002,527.14	0.125	0.071	Aaa	AA+	07/25/2022
3137EAEQ8	1335	FHLMC		11/23/2021	26,740,000.00	26,281,409.00	26,722,881.65	0.375	0.441	Aaa	AA+	04/20/2023
3134GXNS9	1389	FHLMC		03/31/2022	6,500,000.00	6,401,070.00	6,498,740.83	2.250	2.258	Aaa	AA+	12/27/2024
3135G0W33	1130	FNMA		09/06/2019	8,000,000.00	8,004,800.00	7,996,777.78	1.375	1.494	Aaa	AA+	09/06/2022
3135G0W33	1131	FNMA		09/06/2019	4,000,000.00	4,002,400.00	3,998,388.89	1.375	1.494	Aaa	AA+	09/06/2022
3135G0W33	1132	FNMA		12/09/2020	12,349,000.00	12,356,409.40	12,401,340.46	1.375	0.152	Aaa	AA+	09/06/2022
3135G0W33	1133	FNMA		09/06/2019	4,000,000.00	4,002,400.00	3,998,388.89	1.375	1.494	Aaa	AA+	09/06/2022
3135G0W33	1134	FNMA		09/06/2019	4,000,000.00	4,002,400.00	3,998,388.89	1.375	1.494	Aaa	AA+	09/06/2022
3135G0T94	1135	FNMA		01/23/2018	4,000,000.00	4,015,600.00	3,996,787.93	2.375	2.495	Aaa	AA+	01/19/2023
3135G04Q3	1136	FNMA		11/27/2020	5,000,000.00	4,897,150.00	5,001,702.79	0.250	0.218	Aaa	AA+	05/22/2023
3135G04Q3	1137	FNMA		11/27/2020	1,725,000.00	1,689,516.75	1,725,577.18	0.250	0.218	Aaa	AA+	05/22/2023
3135G04Q3	1138	FNMA		12/03/2020	18,729,000.00	18,343,744.47	18,739,193.93	0.250	0.198	Aaa	AA+	05/22/2023
3135G04Q3	1139	FNMA		12/03/2020	5,000,000.00	4,897,150.00	5,001,883.57	0.250	0.214	Aaa	AA+	05/22/2023
3135G05G4	1140	FNMA		07/10/2020	10,000,000.00	9,757,700.00	9,991,459.72	0.250	0.322	Aaa	AA+	07/10/2023
3135G06H1	1141	FNMA		11/25/2020	10,000,000.00	9,646,500.00	9,994,036.60	0.250	0.288	Aaa	AA+	11/27/2023
3135G06H1	1142	FNMA		11/25/2020	10,000,000.00	9,646,500.00	9,994,036.60	0.250	0.288	Aaa	AA+	11/27/2023
3135G06H1	1143	FNMA		11/25/2020	5,000,000.00	4,823,250.00	4,997,018.30	0.250	0.288	Aaa	AA+	11/27/2023
3136G4YA5	1144	FNMA		07/27/2020	3,283,000.00	3,154,536.21	3,284,910.77	0.340	0.307	Aaa	AA+	02/15/2024

Portfolio PORT
AP

**City of Portland
Portfolio Management
Portfolio Details - Investments
April 30, 2022**

CUSIP	Investment #	Issuer	Average Balance	Purchase Date	Par Value	Market Value	Book Value	Stated Rate	YTM		S&P	Maturity Date
									365	Moody's		
Federal Agency Coupon												
3136G4H22	1145	FNMA		08/12/2020	15,000,000.00	14,237,100.00	14,995,980.52	0.410	0.422	Aaa	AA+	08/12/2024
3135GAB59	1146	FNMA		12/17/2020	25,000,000.00	23,602,750.00	25,000,000.00	0.420	0.420	Aaa	AA+	09/30/2024
3135G0W66	1147	FNMA		10/18/2019	5,000,000.00	4,854,000.00	4,995,793.99	1.625	1.661	Aaa	AA+	10/15/2024
3135G0W66	1148	FNMA		10/18/2019	5,000,000.00	4,854,000.00	4,995,793.99	1.625	1.661	Aaa	AA+	10/15/2024
3135G03U5	1149	FNMA		04/24/2020	4,000,000.00	3,743,600.00	3,995,091.75	0.625	0.667	Aaa	AA+	04/22/2025
3135G03U5	1150	FNMA		04/24/2020	4,000,000.00	3,743,600.00	3,995,091.75	0.625	0.667	Aaa	AA+	04/22/2025
3135G03U5	1151	FNMA		04/24/2020	4,000,000.00	3,743,600.00	3,995,091.75	0.625	0.667	Aaa	AA+	04/22/2025
3135G03U5	1152	FNMA		04/24/2020	4,000,000.00	3,743,600.00	3,995,091.75	0.625	0.667	Aaa	AA+	04/22/2025
3135G03U5	1153	FNMA		04/24/2020	4,000,000.00	3,743,600.00	3,995,091.75	0.625	0.667	Aaa	AA+	04/22/2025
3135G04Z3	1154	FNMA		06/19/2020	15,000,000.00	13,908,600.00	14,980,554.89	0.500	0.542	Aaa	AA+	06/17/2025
3135G04Z3	1155	FNMA		06/19/2020	5,000,000.00	4,636,200.00	4,993,518.30	0.500	0.542	Aaa	AA+	06/17/2025
3135G04Z3	1156	FNMA		06/19/2020	5,000,000.00	4,636,200.00	4,993,518.30	0.500	0.542	Aaa	AA+	06/17/2025
3135G05X7	1158	FNMA		08/27/2020	5,000,000.00	4,598,850.00	4,984,460.73	0.375	0.470	Aaa	AA+	08/25/2025
3135G05X7	1159	FNMA		08/27/2020	5,000,000.00	4,598,850.00	4,984,460.73	0.375	0.470	Aaa	AA+	08/25/2025
3135G05X7	1160	FNMA		08/27/2020	5,000,000.00	4,598,850.00	4,984,460.73	0.375	0.470	Aaa	AA+	08/25/2025
3135G05X7	1161	FNMA		08/27/2020	5,000,000.00	4,598,850.00	4,984,460.73	0.375	0.470	Aaa	AA+	08/25/2025
3135G06G3	1162	FNMA		11/12/2020	14,000,000.00	12,857,040.00	13,964,650.74	0.500	0.573	Aaa	AA+	11/07/2025
3135G06G3	1163	FNMA		11/12/2020	5,000,000.00	4,591,800.00	4,987,375.26	0.500	0.573	Aaa	AA+	11/07/2025
3135G06G3	1164	FNMA		11/12/2020	5,000,000.00	4,591,800.00	4,987,375.26	0.500	0.573	Aaa	AA+	11/07/2025
3135GA4P3	1165	FNMA		11/18/2020	15,000,000.00	13,852,350.00	15,000,000.00	0.650	0.650	Aaa	AA+	11/18/2025
3136G4D91	1166	FNMA		07/30/2020	5,000,000.00	4,560,350.00	5,000,000.00	0.750	0.750	Aaa	AA+	07/30/2026
3136G45U3	1167	FNMA		10/29/2020	7,900,000.00	7,113,871.00	7,893,929.83	0.800	0.816	Aaa	AA+	04/29/2027
3135G04Z3	1277	FNMA		04/29/2021	25,000,000.00	23,181,000.00	24,854,028.63	0.500	0.690	Aaa	AA+	06/17/2025
3135G05G4	1293	FNMA		05/24/2021	20,319,000.00	19,826,670.63	20,333,338.42	0.250	0.191	Aaa	AA+	07/10/2023
3135G05G4	1340	FNMA		12/06/2021	25,000,000.00	24,394,250.00	24,916,105.84	0.250	0.533	Aaa	AA+	07/10/2023
880591ER9	1168	TVA		11/27/2020	4,311,000.00	4,311,603.54	4,570,030.28	2.875	0.324	Aaa	AA+	09/15/2024
880591EW8	1169	TVA		05/11/2020	5,000,000.00	4,680,050.00	4,991,085.48	0.750	0.810	Aaa	AA+	05/15/2025
880591CJ9	1306	TVA		07/01/2021	13,346,000.00	14,988,091.84	16,089,049.58	6.750	0.768	Aaa	AA+	11/01/2025
Subtotal and Average			1,743,220,915.37		1,721,650,000.00	1,654,945,062.92	1,725,920,458.51		0.609			
Treasury Coupon												
91282CAN1	1009	U.S. Treasury		12/09/2020	25,000,000.00	24,878,000.00	24,997,750.92	0.125	0.147	Aaa	AA+	09/30/2022
9128284S6	1010	U.S. Treasury		11/18/2019	25,000,000.00	25,136,750.00	25,292,147.36	2.750	1.634	Aaa	AA+	05/31/2023
9128284S6	1011	U.S. Treasury		12/07/2020	25,000,000.00	25,136,750.00	25,693,483.39	2.750	0.181	Aaa	AA+	05/31/2023
912828ZR4	1245	U.S. Treasury		02/25/2021	25,000,000.00	24,993,000.00	25,000,509.51	0.125	0.100	Aaa	AA+	05/31/2022

**City of Portland
Portfolio Management
Portfolio Details - Investments
April 30, 2022**

CUSIP	Investment #	Issuer	Average Balance	Purchase Date	Par Value	Market Value	Book Value	Stated Rate	YTM		S&P	Maturity Date
									365	Moody's		
Treasury Coupon												
912828ZR4	1253	U.S. Treasury		03/08/2021	10,000,000.00	9,997,200.00	10,000,104.40	0.125	0.112	Aaa	AA+	05/31/2022
9128286G0	1262	U.S. Treasury		03/19/2021	15,000,000.00	14,922,600.00	15,555,413.26	2.375	0.341	Aaa	AA+	02/29/2024
912828ZX1	1266	U.S. Treasury		03/26/2021	25,000,000.00	24,978,000.00	25,001,525.22	0.125	0.088	Aaa	AA+	06/30/2022
912828ZX1	1267	U.S. Treasury		03/26/2021	5,000,000.00	4,995,600.00	5,000,279.62	0.125	0.091	Aaa	AA+	06/30/2022
91282CAN1	1271	U.S. Treasury		04/16/2021	25,000,000.00	24,878,000.00	25,001,395.09	0.125	0.112	Aaa	AA+	09/30/2022
91282CAR2	1273	U.S. Treasury		04/19/2021	25,000,000.00	24,832,000.00	24,999,680.87	0.125	0.128	Aaa	AA+	10/31/2022
912828R69	1278	U.S. Treasury		05/06/2021	25,000,000.00	24,836,000.00	25,391,362.27	1.625	0.175	Aaa	AA+	05/31/2023
91282CBX8	1291	U.S. Treasury		05/21/2021	10,000,000.00	9,800,800.00	9,997,207.75	0.125	0.153	Aaa	AA+	04/30/2023
912828XT2	1296	U.S. Treasury		06/08/2021	25,000,000.00	24,627,000.00	25,872,944.55	2.000	0.315	Aaa	AA+	05/31/2024
912828XT2	1316	U.S. Treasury		08/06/2021	25,000,000.00	24,627,000.00	25,852,941.45	2.000	0.353	Aaa	AA+	05/31/2024
912828XT2	1317	U.S. Treasury		08/09/2021	25,000,000.00	24,627,000.00	25,842,397.47	2.000	0.373	Aaa	AA+	05/31/2024
91282CAK7	1319	U.S. Treasury		09/08/2021	25,000,000.00	24,221,750.00	24,966,741.91	0.125	0.222	Aaa	AA+	09/15/2023
91282CAK7	1322	U.S. Treasury		09/24/2021	25,000,000.00	24,221,750.00	24,955,124.18	0.125	0.256	Aaa	AA+	09/15/2023
912828XT2	1325	U.S. Treasury		10/01/2021	10,000,000.00	9,850,800.00	10,322,012.30	2.000	0.444	Aaa	AA+	05/31/2024
91282CCX7	1326	U.S. Treasury		10/14/2021	10,000,000.00	9,437,900.00	9,942,483.31	0.375	0.620	Aaa	AA+	09/15/2024
91282CCX7	1327	U.S. Treasury		10/25/2021	15,000,000.00	14,156,850.00	14,861,292.61	0.375	0.769	Aaa	AA+	09/15/2024
912828T91	1330	U.S. Treasury		11/16/2021	10,000,000.00	9,868,400.00	10,163,395.05	1.625	0.529	Aaa	AA+	10/31/2023
912828T91	1331	U.S. Treasury		11/16/2021	10,000,000.00	9,868,400.00	10,163,994.66	1.625	0.525	Aaa	AA+	10/31/2023
91282CBU4	1337	U.S. Treasury		11/26/2021	25,000,000.00	24,563,500.00	24,936,762.59	0.125	0.402	Aaa	AA+	03/31/2023
91282CBN0	1339	U.S. Treasury		12/03/2021	30,000,000.00	29,545,200.00	29,941,867.74	0.125	0.359	Aaa	AA+	02/28/2023
912828XT2	1348	U.S. Treasury		01/04/2022	25,000,000.00	24,627,000.00	25,573,031.97	2.000	0.886	Aaa	AA+	05/31/2024
91282CBU4	1349	U.S. Treasury		01/04/2022	18,500,000.00	18,176,990.00	18,434,707.77	0.125	0.512	Aaa	AA+	03/31/2023
912828ZT0	1351	U.S. Treasury		01/06/2022	25,000,000.00	23,048,750.00	24,293,804.46	0.250	1.187	Aaa	AA+	05/31/2025
91282CAK7	1352	U.S. Treasury		01/06/2022	25,000,000.00	24,221,750.00	24,775,143.71	0.125	0.786	Aaa	AA+	09/15/2023
91282CAK7	1353	U.S. Treasury		01/07/2022	10,000,000.00	9,688,700.00	9,908,956.47	0.125	0.794	Aaa	AA+	09/15/2023
9128286R6	1355	U.S. Treasury		01/11/2022	25,000,000.00	24,776,500.00	25,612,746.47	2.250	1.007	Aaa	AA+	04/30/2024
9128286R6	1357	U.S. Treasury		01/18/2022	25,000,000.00	24,776,500.00	25,590,509.65	2.250	1.051	Aaa	AA+	04/30/2024
9128286R6	1358	U.S. Treasury		01/18/2022	10,000,000.00	9,910,600.00	10,233,122.94	2.250	1.066	Aaa	AA+	04/30/2024
91282CCN9	1366	U.S. Treasury		01/27/2022	10,000,000.00	9,722,300.00	9,903,534.44	0.125	0.920	Aaa	AA+	07/21/2023
912828XT2	1379	U.S. Treasury		03/21/2022	25,000,000.00	24,627,000.00	24,984,247.15	2.000	2.031	Aaa	AA+	05/31/2024
91282CCN9	1388	U.S. Treasury		03/31/2022	20,000,000.00	19,444,600.00	19,526,650.94	0.125	2.095	Aaa	AA+	07/21/2023
912828M80	1399	U.S. Treasury		04/22/2022	20,000,000.00	20,046,200.00	20,062,964.53	2.000	1.454	Aaa	AA+	11/30/2022
912828ZU7	1403	U.S. Treasury		04/27/2022	25,000,000.00	24,450,250.00	24,478,718.48	0.250	2.138	Aaa	AA+	06/15/2023
Subtotal and Average			707,987,435.90		738,500,000.00	726,517,390.00	743,130,956.46		0.673			

**City of Portland
Portfolio Management
Portfolio Details - Investments
April 30, 2022**

CUSIP	Investment #	Issuer	Average Balance	Purchase Date	Par Value	Market Value	Book Value	Stated Rate	YTM 365	Moody's	S&P	Maturity Date
Treasury Discounts												
912796J42	1359	U.S. Treasury		01/19/2022	20,000,000.00	19,989,000.00	19,993,480.78	0.255	0.263	P-1	A-1+	06/16/2022
912796V63	1392	U.S. Treasury		04/21/2022	20,000,000.00	19,877,800.00	19,879,838.91	1.257	1.301	P-1	A-1+	10/20/2022
Subtotal and Average			26,616,990.86		40,000,000.00	39,866,800.00	39,873,319.69		0.780			
Municipal Bonds												
625506QN3	1230	County of Multnomah, OR		01/28/2021	25,000,000.00	23,188,750.00	25,024,796.59	0.500	0.468	Aaa	AAA	06/15/2025
68609TWW4	1171	State of Oregon		10/07/2020	3,500,000.00	3,307,710.00	3,529,912.99	0.795	0.450	Aa1	AA+	11/01/2024
68609TL89	1256	State of Oregon		03/30/2021	500,000.00	467,135.00	500,000.00	0.874	0.874	Aa1	AA+	05/01/2025
68609TL71	1257	State of Oregon		03/30/2021	500,000.00	475,400.00	500,000.00	0.434	0.434	Aa1	AA+	05/01/2024
68609TL63	1258	State of Oregon		03/30/2021	650,000.00	636,551.50	650,000.00	0.201	0.201	Aa1	AA+	05/01/2023
68609TN53	1259	State of Oregon		03/30/2021	2,450,000.00	2,401,196.00	2,450,000.00	0.201	0.201	Aa1	AA+	05/01/2023
68609TN61	1260	State of Oregon		03/30/2021	1,525,000.00	1,452,242.25	1,525,000.00	0.434	0.434	Aa1	AA+	05/01/2024
68609TN79	1261	State of Oregon		03/30/2021	1,220,000.00	1,144,140.40	1,220,000.00	0.874	0.874	Aa1	AA+	05/01/2025
68609TWD6	1276	State of Oregon		04/27/2021	2,000,000.00	1,869,740.00	2,015,706.37	0.895	0.629	Aa1	AA+	05/01/2025
686053CP2	1336	Oregon School Boards Assc		11/26/2021	11,250,000.00	11,817,562.50	12,358,042.01	5.630	1.006	Aa2	AA	06/30/2024
73474TAM2	1270	Port of Morrow Trans Rev		04/15/2021	1,000,000.00	1,000,750.00	1,005,129.03	1.809	0.266	Aa2		09/01/2022
Subtotal and Average			50,800,831.43		49,595,000.00	47,761,177.65	50,778,586.99		0.596			
Treasury & Agency Variable												
3132X0CL3	1187	FAMCA		09/13/2018	2,250,000.00	2,251,867.50	2,250,000.00	0.363	1.173			10/13/2022
3133EKMB9	1200	FFCB		05/20/2019	7,000,000.00	7,001,260.00	7,000,000.00	0.440	1.060	Aaa	AA+	05/20/2022
3133EKMB9	1201	FFCB		05/20/2019	6,000,000.00	6,001,080.00	6,000,000.00	0.440	1.060	Aaa	AA+	05/20/2022
3133EKMB9	1202	FFCB		05/20/2019	6,000,000.00	6,001,080.00	6,000,000.00	0.440	1.060	Aaa	AA+	05/20/2022
3133EKMB9	1203	FFCB		05/20/2019	6,000,000.00	6,001,080.00	6,000,000.00	0.440	1.060	Aaa	AA+	05/20/2022
3133EKJ56	1204	FFCB		08/30/2019	10,000,000.00	10,010,600.00	10,000,000.00	0.400	0.828	Aaa	AA+	08/30/2022
3133EKJ56	1205	FFCB		01/31/2020	20,000,000.00	20,021,200.00	20,009,166.20	0.400	0.550	Aaa	AA+	08/30/2022
3133EMAW2	1206	FFCB		09/25/2020	10,000,000.00	10,003,800.00	9,999,800.82	0.180	0.188	Aaa	AA+	09/23/2022
3133EK6V3	1207	FFCB		05/01/2020	4,900,000.00	4,907,154.00	4,898,201.15	0.360	0.457	Aaa	AA+	11/07/2022
3133EK6W1	1208	FFCB		11/07/2019	5,000,000.00	5,013,650.00	5,000,000.00	0.660	0.845	Aaa	AA+	11/07/2022
3133EK6W1	1209	FFCB		11/07/2019	8,000,000.00	8,021,840.00	8,000,000.00	0.660	0.845	Aaa	AA+	11/07/2022
3133EMQF2	1239	FFCB		02/09/2021	25,000,000.00	25,000,500.00	25,000,000.00	0.075	0.067	Aaa	AA+	06/08/2022
Subtotal and Average			144,325,564.81		110,150,000.00	110,235,111.50	110,157,168.17		0.592			

**City of Portland
Portfolio Management
Portfolio Details - Investments
April 30, 2022**

CUSIP	Investment #	Issuer	Average Balance	Purchase Date	Par Value	Market Value	Book Value	Stated Rate	YTM 365	Moody's	S&P	Maturity Date
Corporate Variable												
857477BC6	1396	State Street		04/22/2022	11,905,000.00	12,007,025.85	12,042,269.63	3.776	3.072	A1	A	12/03/2024
857477BC6	1397	State Street		04/22/2022	3,707,000.00	3,738,768.99	3,749,743.26	3.776	3.072	A1	A	12/03/2024
		Subtotal and Average	4,737,831.97		15,612,000.00	15,745,794.84	15,792,012.89		3.072			
		Total and Average	3,058,679,719.91		3,054,999,939.92	2,972,764,229.62	3,066,884,362.40		0.756			

**City of Portland
Portfolio Management
Portfolio Details - Cash
April 30, 2022**

CUSIP	Investment #	Issuer	Average Balance	Purchase Date	Par Value	Market Value	Book Value	Stated Rate	YTM	365 Moody's	S&P
Demand Deposit Accounts											
SYS1225	1225	Key Bank			40,106.52	40,106.52	40,106.52	0.500	0.500		
SYS1227	1227	US Bank			549,801.42	549,801.42	549,801.42	0.160	0.160		
SYS1226	1226	Wells Fargo			106,256,760.35	106,256,760.35	106,256,760.35	0.100	0.100		
		Average Balance	0.00								
Total Cash and Investments			3,058,679,719.91		3,161,846,608.21	3,079,610,897.91	3,173,731,030.69		0.756		

Operating Bank Accounts (DDA*)

BANK / CREDIT UNION	DEPOSIT
Key Bank	40,107
US Bank	549,801
Wells Fargo Bank	106,256,760
<i>SUBTOTAL DDA ACCOUNTS</i>	<i>106,846,668</i>

* Demand Deposit Account (DDA) Qualifies for compensating credit, up to but not above monthly banking fees.

Interest Bearing Accounts / CDs

BANK / CREDIT UNION	DEPOSIT
Advantis Credit Union	249,898
Columbia State Bank	246,907
Beneficial State Bank	501,227
OnPoint Community Credit Union	251,866
The Commerce Bank of Oregon	251,495
Umpqua Bank	246,962
Unitus Community Credit Union	252,705
US Bank	19,264
<i>SUBTOTAL INTEREST BEARING ACCOUNTS / CDs</i>	<i>2,020,324</i>

TOTAL BANK DEPOSITS	108,866,992
----------------------------	--------------------