

Multnomah County Election Results - City of Portland

November 3, 2020 General Election

All Precincts, City of Portland, All ScanStations, City of Portland, Commissioner, Position 4, City of Portland, Mayor, All Boxes

City of Portland, Mayor (Vote for 1)

Precinct	Total Votes	Ted Wheeler		Sarah Iannarone		Write-in		Over Votes	Under Votes
Precinct 2701	605	471	77.85%	106	17.52%	28	4.63%	0	36
Precinct 3101	1324	770	58.16%	435	32.85%	119	8.99%	0	85
Precinct 3301	12333	6718	54.47%	4701	38.12%	914	7.41%	1	647
Precinct 3303	3585	2359	65.80%	1015	28.31%	211	5.89%	0	280
Precinct 3501	935	531	56.79%	312	33.37%	92	9.84%	0	84
Precinct 3502	4693	2817	60.03%	1514	32.26%	362	7.71%	1	310
Precinct 3602	5548	2685	48.40%	2221	40.03%	642	11.57%	0	289
Precinct 3603	7539	3544	47.01%	3239	42.96%	756	10.03%	1	498
Precinct 3605	2356	1605	68.12%	597	25.34%	154	6.54%	0	121
Precinct 3606	1790	1018	56.87%	638	35.64%	134	7.49%	0	92
Precinct 3607	5590	3528	63.11%	1691	30.25%	371	6.64%	0	316
Precinct 3608	4894	2729	55.76%	1785	36.47%	380	7.76%	0	279
Precinct 3609	301	239	79.40%	49	16.28%	13	4.32%	0	13
Precinct 3610	3487	2257	64.73%	1010	28.96%	220	6.31%	0	209
Precinct 3611	5149	3135	60.89%	1671	32.45%	343	6.66%	0	349
Precinct 3612	4867	2359	48.47%	2038	41.87%	470	9.66%	2	342
Precinct 3802	8674	5200	59.95%	2781	32.06%	693	7.99%	0	560
Precinct 3803	5801	3211	55.35%	2070	35.68%	520	8.96%	0	339
Precinct 3804	1247	718	57.58%	418	33.52%	111	8.90%	0	61
Precinct 3805	786	446	56.74%	288	36.64%	52	6.62%	0	44
Precinct 3808	131	73	55.73%	41	31.30%	17	12.98%	0	4
Precinct 4101	8974	4447	49.55%	3477	38.75%	1050	11.70%	0	477
Precinct 4102	4676	2017	43.14%	2092	44.74%	567	12.13%	0	325
Precinct 4103	3634	2476	68.13%	884	24.33%	274	7.54%	0	161
Precinct 4203	10041	2888	28.76%	5278	52.56%	1875	18.67%	3	488
Precinct 4204	8301	3412	41.10%	3648	43.95%	1241	14.95%	1	335
Precinct 4205	4156	1693	40.74%	1830	44.03%	633	15.23%	0	157
Precinct 4207	4880	1827	37.44%	2259	46.29%	794	16.27%	3	218
Precinct 4208	3112	1252	40.23%	1417	45.53%	443	14.24%	2	141
Precinct 4209	7455	2741	36.77%	3621	48.57%	1093	14.66%	1	347
Precinct 4210	10013	3893	38.88%	4676	46.70%	1444	14.42%	3	536
Precinct 4301	9080	3458	38.08%	3938	43.37%	1684	18.55%	0	416
Precinct 4302	10289	3950	38.39%	4617	44.87%	1722	16.74%	1	582
Precinct 4304	7318	3428	46.84%	2816	38.48%	1074	14.68%	0	324
Precinct 4305	9379	3948	42.09%	3855	41.10%	1576	16.80%	1	512
Precinct 4306	1766	821	46.49%	680	38.51%	265	15.01%	0	85
Precinct 4310	8036	3518	43.78%	3245	40.38%	1273	15.84%	1	394
Precinct 4401	9288	3317	35.71%	4515	48.61%	1456	15.68%	1	506
Precinct 4402	9477	3836	40.48%	4146	43.75%	1495	15.78%	3	582
Precinct 4403	7681	3107	40.45%	3328	43.33%	1246	16.22%	0	358
Precinct 4404	9039	3806	42.11%	3903	43.18%	1330	14.71%	2	462
Precinct 4409	2041	826	40.47%	949	46.50%	266	13.03%	1	141
Precinct 4501	9676	5742	59.34%	2884	29.81%	1050	10.85%	1	471
Precinct 4502	4281	1883	43.99%	1788	41.77%	610	14.25%	1	277
Precinct 4503	3890	2003	51.49%	1394	35.84%	493	12.67%	0	188

final official

Multnomah County Election Results - City of Portland

November 3, 2020 General Election

All Precincts, City of Portland, All ScanStations, City of Portland, Commissioner, Position 4, City of Portland, Mayor, All Boxes

City of Portland, Mayor (Vote for 1)

Precinct	Total Votes	Ted Wheeler		Sarah Iannarone		Write-in		Over Votes	Under Votes
Precinct 4505	7183	3459	48.16%	2861	39.83%	863	12.01%	2	394
Precinct 4506	3230	1399	43.31%	1402	43.41%	429	13.28%	0	248
Precinct 4508	4043	1528	37.79%	1945	48.11%	570	14.10%	0	268
Precinct 4509	2559	1147	44.82%	1003	39.19%	409	15.98%	1	227
Precinct 4510	2170	1128	51.98%	772	35.58%	270	12.44%	0	207
Precinct 4511	2365	1017	43.00%	974	41.18%	374	15.81%	1	212
Precinct 4601	9395	4553	48.46%	3638	38.72%	1204	12.82%	0	461
Precinct 4602	3617	2244	62.04%	1029	28.45%	344	9.51%	0	154
Precinct 4604	5505	2142	38.91%	2513	45.65%	850	15.44%	0	489
Precinct 4605	4800	1959	40.81%	2125	44.27%	716	14.92%	0	330
Precinct 4606	9953	3574	35.91%	4978	50.02%	1401	14.08%	7	610
Precinct 4607	3364	1568	46.61%	1355	40.28%	441	13.11%	0	336
Precinct 4608	1366	524	38.36%	648	47.44%	194	14.20%	0	106
Precinct 4701	2599	1366	52.56%	958	36.86%	275	10.58%	0	232
Precinct 4702	747	303	45.25%	280	37.48%	129	17.27%	0	71
Precinct 4703	2010	1003	49.90%	722	35.92%	285	14.18%	0	168
Precinct 4704	3326	1737	52.22%	1182	35.54%	407	12.24%	1	330
Precinct 4705	5032	2139	42.51%	2191	43.54%	702	13.95%	1	418
Precinct 4706	3031	1350	44.54%	1240	40.91%	441	14.55%	2	323
Precinct 4707	1593	717	45.01%	653	40.99%	223	14.00%	0	169
Precinct 4708	3562	1618	45.42%	1405	39.44%	539	15.13%	2	308
Precinct 4709	1800	786	43.67%	756	42.00%	258	14.33%	0	188
Precinct 4710	3261	1352	41.46%	1370	42.01%	539	16.53%	2	348
Precinct 4801	1325	606	45.74%	508	38.34%	211	15.92%	0	146
Precinct 4803	6831	2385	34.91%	3432	50.24%	1014	14.84%	2	553
Precinct 4804	1538	564	36.67%	736	47.85%	238	15.47%	0	123
Precinct 4805	790	324	41.01%	350	44.30%	116	14.68%	1	103
Precinct 4806	1464	689	47.06%	533	36.41%	242	16.53%	0	146
Precinct 4807	2765	1131	40.90%	1198	43.33%	436	15.77%	2	310
Precinct 4902	24	13	54.17%	8	33.33%	3	12.50%	0	0
Precinct 5009	1000	445	44.50%	376	37.60%	179	17.90%	0	105
Precinct 5101	727	330	45.39%	295	40.58%	102	14.03%	0	72
Precinct 5102	4368	1837	42.06%	1803	41.28%	728	16.67%	0	412
Precinct 5103	2492	1094	43.90%	945	37.92%	453	18.18%	0	250
Precinct 5104	3459	1646	47.59%	1288	37.24%	525	15.18%	0	362
Precinct 5106	271	129	47.60%	105	38.75%	37	13.65%	0	34
Total	361683	166543	46.05%	147437	40.76%	47703	13.19%	54	22654

Certificate

I certify that the votes recorded on this abstract correctly summarize the tally of votes cast at the election indicated.



Tim Scott, Director of Elections  
Multnomah County, Oregon

Multnomah County Election Results - City of Portland

November 3, 2020 General Election

All Precincts, City of Portland, All ScanStations, City of Portland, Commissioner, Position 4, City of Portland, Mayor, All Boxes

City of Portland, Commissioner, Position 4 (Vote for 1)

Precinct	Total Votes	Mingus Mapps	Chloe Eudaly	Write-in	Over Votes	Under Votes
Precinct 2701	568	441 77.64%	122 21.48%	5 0.88%	0	73
Precinct 3101	1181	776 65.71%	390 33.02%	15 1.27%	0	228
Precinct 3301	11471	7229 63.02%	4183 36.47%	59 0.51%	3	1507
Precinct 3303	3237	2212 68.33%	1001 30.92%	24 0.74%	0	628
Precinct 3501	827	498 60.22%	317 38.33%	12 1.45%	0	192
Precinct 3502	4256	2544 59.77%	1676 39.38%	36 0.85%	1	747
Precinct 3602	5221	3046 58.34%	2151 41.20%	24 0.46%	0	616
Precinct 3603	6965	3686 52.92%	3216 46.17%	63 0.90%	0	1073
Precinct 3605	2241	1682 75.06%	549 24.50%	10 0.45%	0	236
Precinct 3606	1677	967 57.66%	697 41.56%	13 0.78%	1	204
Precinct 3607	5195	3397 65.39%	1765 33.97%	33 0.64%	0	711
Precinct 3608	4421	2496 56.46%	1895 42.86%	30 0.68%	0	752
Precinct 3609	283	214 75.62%	69 24.38%	0 0.00%	0	31
Precinct 3610	3225	2075 64.34%	1129 35.01%	21 0.65%	0	471
Precinct 3611	4777	2940 61.54%	1812 37.93%	25 0.52%	0	721
Precinct 3612	4467	2333 52.23%	2103 47.08%	31 0.69%	1	743
Precinct 3802	7930	4983 62.84%	2882 36.34%	65 0.82%	0	1304
Precinct 3803	5351	3074 57.45%	2236 41.79%	41 0.77%	0	789
Precinct 3804	1149	699 60.84%	439 38.21%	11 0.96%	1	158
Precinct 3805	722	433 59.97%	284 39.34%	5 0.69%	0	108
Precinct 3808	121	84 69.42%	36 29.75%	1 0.83%	0	14
Precinct 4101	8501	5001 58.83%	3446 40.54%	54 0.64%	0	950
Precinct 4102	4348	2487 57.20%	1822 41.90%	39 0.90%	0	653
Precinct 4103	3490	2714 77.77%	762 21.83%	14 0.40%	0	305
Precinct 4203	9473	4034 42.58%	5381 56.80%	58 0.61%	1	1058
Precinct 4204	7964	4237 53.20%	3699 46.45%	28 0.35%	0	673
Precinct 4205	3963	2082 52.54%	1863 47.01%	18 0.45%	0	350
Precinct 4207	4686	2281 48.68%	2391 51.02%	14 0.30%	2	413
Precinct 4208	2973	1593 53.58%	1364 45.88%	16 0.54%	1	281
Precinct 4209	6982	3314 47.46%	3633 52.03%	35 0.50%	1	820
Precinct 4210	9433	4783 50.70%	4558 48.32%	92 0.98%	1	1118
Precinct 4301	8542	4028 47.16%	4471 52.34%	43 0.50%	1	953
Precinct 4302	9684	4713 48.67%	4916 50.76%	55 0.57%	0	1188
Precinct 4304	7015	3938 56.14%	3038 43.31%	39 0.56%	2	625
Precinct 4305	8870	4628 52.18%	4178 47.10%	64 0.72%	2	1020
Precinct 4306	1696	983 57.96%	709 41.80%	4 0.24%	0	155
Precinct 4310	7636	4077 53.39%	3526 46.18%	33 0.43%	0	795
Precinct 4401	8650	4211 48.68%	4367 50.49%	72 0.83%	1	1144
Precinct 4402	8691	4340 49.94%	4252 48.92%	99 1.14%	1	1370
Precinct 4403	7212	3646 50.55%	3523 48.85%	43 0.60%	0	827
Precinct 4404	8505	4466 52.51%	3991 46.93%	48 0.56%	2	996
Precinct 4409	1851	982 53.05%	839 45.33%	30 1.62%	2	330
Precinct 4501	9316	6427 68.99%	2853 30.62%	36 0.39%	0	832
Precinct 4502	4059	2300 56.66%	1732 42.67%	27 0.67%	0	500
Precinct 4503	3711	2213 59.63%	1485 40.02%	13 0.35%	1	366

final official

Multnomah County Election Results - City of Portland

November 3, 2020 General Election

All Precincts, City of Portland, All ScanStations, City of Portland, Commissioner, Position 4, City of Portland, Mayor, All Boxes

**City of Portland, Commissioner, Position 4 (Vote for 1)**

Precinct	Total Votes	Mingus Mapps	Chloe Eudaly	Write-in	Over Votes	Under Votes
Precinct 4505	6821	4060 59.52%	2717 39.83%	44 0.65%	1	757
Precinct 4506	2910	1507 51.79%	1372 47.15%	31 1.07%	0	568
Precinct 4508	3719	1840 49.48%	1838 49.42%	41 1.10%	1	591
Precinct 4509	2316	1364 58.89%	896 38.69%	56 2.42%	0	471
Precinct 4510	1974	1310 66.36%	640 32.42%	24 1.22%	0	403
Precinct 4511	2166	1302 60.11%	800 36.93%	64 2.95%	0	412
Precinct 4601	8921	5325 59.69%	3569 40.01%	27 0.30%	4	931
Precinct 4602	3498	2596 74.21%	888 25.39%	14 0.40%	0	273
Precinct 4604	5002	2499 49.96%	2423 48.44%	80 1.60%	0	992
Precinct 4605	4539	2422 53.36%	2085 45.94%	32 0.71%	0	591
Precinct 4606	9246	4617 49.94%	4540 49.10%	89 0.96%	0	1324
Precinct 4607	2960	1620 54.73%	1289 43.55%	51 1.72%	0	740
Precinct 4608	1231	590 47.93%	621 50.45%	20 1.62%	0	241
Precinct 4701	2360	1463 61.99%	859 36.40%	38 1.61%	3	468
Precinct 4702	664	377 56.78%	270 40.66%	17 2.56%	0	154
Precinct 4703	1822	1200 65.86%	590 32.38%	32 1.76%	0	356
Precinct 4704	2943	1761 59.84%	1113 37.82%	69 2.34%	1	713
Precinct 4705	4468	2261 50.60%	2105 47.11%	102 2.28%	0	983
Precinct 4706	2682	1486 55.41%	1134 42.28%	62 2.31%	0	674
Precinct 4707	1460	792 54.25%	631 43.22%	37 2.53%	0	302
Precinct 4708	3140	1755 55.89%	1328 42.29%	57 1.82%	0	732
Precinct 4709	1602	910 56.80%	665 41.51%	27 1.69%	0	386
Precinct 4710	2870	1498 52.20%	1295 45.12%	77 2.68%	0	741
Precinct 4801	1152	653 56.68%	446 38.72%	53 4.60%	0	319
Precinct 4803	6256	3143 50.24%	3007 48.07%	106 1.69%	0	1130
Precinct 4804	1373	740 53.90%	611 44.50%	22 1.60%	0	288
Precinct 4805	711	344 48.38%	344 48.38%	23 3.23%	0	183
Precinct 4806	1289	737 57.18%	507 39.33%	45 3.49%	0	321
Precinct 4807	2433	1287 52.90%	1087 44.68%	59 2.42%	0	644
Precinct 4902	17	13 76.47%	4 23.53%	0 0.00%	0	7
Precinct 5009	858	467 54.43%	365 42.54%	26 3.03%	1	246
Precinct 5101	633	323 51.03%	289 45.66%	21 3.32%	0	166
Precinct 5102	3842	2064 53.72%	1663 43.28%	115 2.99%	0	938
Precinct 5103	2217	1252 56.47%	872 39.33%	93 4.19%	0	525
Precinct 5104	2987	1701 56.95%	1192 39.91%	94 3.15%	1	833
Precinct 5106	243	134 55.14%	103 42.39%	6 2.47%	0	62
<b>Total</b>	<b>335861</b>	<b>186700 55.59%</b>	<b>145909 43.44%</b>	<b>3252 0.97%</b>	<b>37</b>	<b>48493</b>

**Certificate**

I certify that the votes recorded on this abstract correctly summarize the tally of votes cast at the election indicated.



Tim Scott, Director of Elections  
Multnomah County, Oregon

Multnomah County Election Results - City of Portland Measures  
 November 3, 2020 General Election  
 All Precincts, City of Portland, All ScanStations, Measure 26-213, Measure 26-217, Measure 26-219,  
 All Boxes

**Measure 26-213 (Vote for 1)**

Precinct	Total Votes	Yes	No	Over Votes	Under Votes
Precinct 2701	624	310	314	0	17
Precinct 3101	1366	622	744	0	43
Precinct 3301	12372	8655	3717	0	609
Precinct 3303	3706	1679	2027	0	159
Precinct 3501	983	446	537	0	36
Precinct 3502	4838	2619	2219	0	166
Precinct 3602	5574	4038	1536	0	263
Precinct 3603	7668	5476	2192	2	368
Precinct 3605	2388	1320	1068	0	89
Precinct 3606	1822	1206	616	0	60
Precinct 3607	5673	3577	2096	0	233
Precinct 3608	4940	3300	1640	0	233
Precinct 3609	304	161	143	0	10
Precinct 3610	3549	2136	1413	0	147
Precinct 3611	5291	3270	2021	1	206
Precinct 3612	4905	3573	1332	2	304
Precinct 3802	8894	4975	3919	0	340
Precinct 3803	5894	3844	2050	0	246
Precinct 3804	1272	739	533	0	36
Precinct 3805	807	421	386	0	23
Precinct 3808	131	78	53	0	4
Precinct 4101	9112	6549	2563	0	339
Precinct 4102	4772	2914	1858	0	229
Precinct 4103	3659	2184	1475	0	136
Precinct 4203	10042	8134	1908	0	490
Precinct 4204	8326	6456	1870	2	309
Precinct 4205	4152	3214	938	0	161
Precinct 4207	4921	3886	1035	0	180
Precinct 4208	3134	2381	753	0	121
Precinct 4209	7517	5575	1942	1	285
Precinct 4210	10148	7054	3094	0	404
Precinct 4301	9118	6711	2407	0	378
Precinct 4302	10351	7922	2429	0	521
Precinct 4304	7366	5353	2013	0	276
Precinct 4305	9484	6528	2956	1	407
Precinct 4306	1791	1355	436	0	60
Precinct 4310	8067	6102	1965	0	364
Precinct 4401	9433	6360	3073	1	361
Precinct 4402	9607	6033	3574	2	453
Precinct 4403	7754	5502	2252	1	284
Precinct 4404	9115	6148	2967	0	388
Precinct 4409	2061	1135	926	0	311
Precinct 4501	9808	6395	3413	0	340
Precinct 4502	4357	2855	1502	0	202
Precinct 4503	3899	2832	1067	0	179
Precinct 4505	7267	4768	2499	1	311
Precinct 4506	3289	1824	1465	0	189
Precinct 4508	4113	2687	1426	0	198
Precinct 4509	2623	1219	1404	0	164
Precinct 4510	2265	993	1272	0	112
Precinct 4511	2422	1188	1254	0	156
Precinct 4601	9439	6604	2835	1	416
Precinct 4602	3645	2342	1303	0	126
Precinct 4604	5623	3294	2329	0	371
Precinct 4605	4903	3258	1645	0	227
Precinct 4606	10079	6677	3402	0	491
Precinct 4607	3446	1867	1579	2	252
Precinct 4608	1382	836	546	0	90
Precinct 4701	2644	1096	1548	1	186
Precinct 4702	773	332	441	0	45
Precinct 4703	2083	877	1206	0	95
Precinct 4704	3450	1388	2062	0	207

final official


Multnomah County Election Results - City of Portland Measures  
 November 3, 2020 General Election  
 All Precincts, City of Portland, All ScanStations, Measure 26-213, Measure 26-217, Measure 26-219,  
 All Boxes

**Measure 26-213 (Vote for 1)**

Precinct	Total Votes	Yes	No	Over Votes	Under Votes
Precinct 4705	5119	2624	51.26%	2495	48.74%
Precinct 4706	3184	1298	40.77%	1886	59.23%
Precinct 4707	1663	837	50.33%	826	49.67%
Precinct 4708	3638	1822	50.08%	1816	49.92%
Precinct 4709	1879	754	40.13%	1125	59.87%
Precinct 4710	3379	1497	44.30%	1882	55.70%
Precinct 4801	1385	592	42.74%	793	57.26%
Precinct 4803	6972	3836	55.02%	3136	44.98%
Precinct 4804	1561	817	52.34%	744	47.66%
Precinct 4805	828	405	48.91%	423	51.09%
Precinct 4806	1531	599	39.12%	932	60.88%
Precinct 4807	2902	1377	47.45%	1525	52.55%
Precinct 4902	24	2	8.33%	22	91.67%
Precinct 5009	1029	379	36.83%	650	63.17%
Precinct 5101	748	363	48.53%	385	51.47%
Precinct 5102	4531	1961	43.28%	2570	56.72%
Precinct 5103	2580	1029	39.88%	1551	60.12%
Precinct 5104	3587	1391	38.78%	2196	61.22%
Precinct 5106	276	106	38.41%	170	61.59%
<b>Total</b>	<b>367257</b>	<b>234942</b>	<b>63.97%</b>	<b>132315</b>	<b>36.03%</b>
				<b>21</b>	<b>17113</b>

Certificate

I certify that the votes recorded on this  
 abstract correctly summarize the tally of  
 votes cast at the election indicated.



Tim Scott, Director of Elections  
 Multnomah County, Oregon

Multnomah County Election Results - City of Portland Measures  
 November 3, 2020 General Election  
 All Precincts, City of Portland, All ScanStations, Measure 26-213, Measure 26-217, Measure 26-219,  
 All Boxes

**Measure 26-217 (Vote for 1)**

Precinct	Total Votes	Yes	No	Over Votes	Under Votes
Precinct 2701	620	435	185	29.84%	21
Precinct 3101	1376	984	392	28.49%	33
Precinct 3801	12451	10669	1792	14.38%	520
Precinct 3303	3699	2704	995	26.90%	166
Precinct 3501	980	720	260	26.53%	39
Precinct 3502	4816	3698	1118	23.21%	188
Precinct 3602	5606	4983	763	13.61%	231
Precinct 3603	7678	6437	1241	16.16%	359
Precinct 3605	2393	1859	534	22.32%	84
Precinct 3606	1824	1529	295	16.17%	58
Precinct 3607	5666	4663	1033	18.14%	210
Precinct 3608	4946	4099	847	17.12%	227
Precinct 3609	306	215	91	29.74%	8
Precinct 3610	3546	2814	732	20.64%	150
Precinct 3611	5286	4191	1095	20.72%	212
Precinct 3612	4943	4157	786	15.90%	266
Precinct 3802	8904	6968	1936	21.74%	330
Precinct 3803	5908	4880	1048	17.74%	232
Precinct 3804	1280	1031	249	19.45%	28
Precinct 3805	803	614	189	23.54%	27
Precinct 3808	131	101	30	22.90%	4
Precinct 4101	9070	7713	1357	14.96%	381
Precinct 4102	4772	3849	923	19.34%	229
Precinct 4103	3677	2919	758	20.61%	118
Precinct 4203	10136	9405	731	7.21%	395
Precinct 4204	8379	7649	730	8.71%	258
Precinct 4205	4170	3793	377	9.04%	143
Precinct 4207	4952	4566	386	7.79%	149
Precinct 4208	3157	2840	317	10.04%	98
Precinct 4209	7555	6681	874	11.57%	248
Precinct 4210	10197	8831	1366	13.40%	355
Precinct 4301	9150	8368	782	8.55%	346
Precinct 4302	10411	9512	899	8.64%	461
Precinct 4304	7390	6660	730	9.88%	252
Precinct 4305	9498	8240	1258	13.24%	394
Precinct 4306	1792	1610	182	10.16%	59
Precinct 4310	8147	7415	732	8.98%	283
Precinct 4401	9449	8033	1416	14.99%	344
Precinct 4402	9657	7917	1740	18.02%	405
Precinct 4403	7742	6770	972	12.55%	297
Precinct 4404	9122	7664	1468	16.09%	381
Precinct 4409	2069	1598	471	22.76%	113
Precinct 4501	9808	8211	1597	16.28%	340
Precinct 4502	4365	3638	727	16.66%	194
Precinct 4503	3922	3434	488	12.44%	156
Precinct 4505	7276	6102	1174	16.14%	303
Precinct 4506	3293	2500	793	24.08%	184
Precinct 4508	4114	3409	705	17.14%	197
Precinct 4509	2620	1776	844	32.21%	167
Precinct 4510	2266	1518	748	33.01%	111
Precinct 4511	2420	1716	704	29.09%	158
Precinct 4601	9498	8188	1310	13.79%	357
Precinct 4602	3666	3064	592	16.19%	115
Precinct 4604	5615	4328	1287	22.92%	379
Precinct 4605	4914	4070	844	17.18%	216
Precinct 4606	10122	8471	1651	16.31%	447
Precinct 4607	3427	2451	976	28.48%	273
Precinct 4608	1402	1094	308	21.97%	70
Precinct 4701	2648	1766	882	33.31%	183
Precinct 4702	767	494	273	35.59%	51
Precinct 4703	2066	1334	732	35.43%	112
Precinct 4704	3448	2140	1308	37.94%	209

final official

Multnomah County Election Results - City of Portland Measures  
 November 3, 2020 General Election  
 All Precincts, City of Portland, All ScanStations, Measure 26-213, Measure 26-217, Measure 26-219,  
 All Boxes

**Measure 26-217 (Vote for 1)**

Precinct	Total Votes	Yes	No	Over Votes	Under Votes
Precinct 4705	5138	3602 70.11%	1536 29.89%	0	313
Precinct 4706	3179	1915 60.24%	1264 39.76%	0	177
Precinct 4707	1671	1148 68.70%	523 31.30%	0	91
Precinct 4708	3646	2579 70.74%	1067 29.26%	0	226
Precinct 4709	1888	1239 65.62%	649 34.38%	0	100
Precinct 4710	3382	2161 63.90%	1221 36.10%	0	229
Precinct 4801	1394	864 61.98%	530 38.02%	0	77
Precinct 4803	6982	5346 76.57%	1636 23.43%	1	403
Precinct 4804	1566	1170 74.71%	396 25.29%	0	95
Precinct 4805	828	580 70.05%	248 29.95%	0	66
Precinct 4806	1527	941 61.62%	586 38.38%	0	83
Precinct 4807	2893	1894 65.47%	999 34.53%	0	184
Precinct 4802	24	10 41.67%	14 58.33%	0	0
Precinct 5009	1036	595 57.43%	441 42.57%	0	69
Precinct 5101	752	503 66.89%	249 33.11%	0	47
Precinct 5102	4507	2847 63.17%	1660 36.83%	1	272
Precinct 5103	2570	1508 58.68%	1062 41.32%	0	172
Precinct 5104	3600	2110 58.61%	1490 41.39%	0	221
Precinct 5106	275	156 56.73%	119 43.27%	0	30
<b>Total</b>	<b>368199</b>	<b>300486 81.61%</b>	<b>67713 18.39%</b>	<b>13</b>	<b>16179</b>

**Certificate**

I certify that the votes recorded on this  
 abstract correctly summarize the tally of  
 votes cast at the election indicated.

*Tim Scott*

Tim Scott, Director of Elections  
 Multnomah County, Oregon



Multnomah County Election Results - City of Portland Measures  
 November 3, 2020 General Election  
 All Precincts, City of Portland, All ScanStations, Measure 26-213, Measure 26-217, Measure 26-219,  
 All Boxes

**Measure 26-219 (Vote for 1)**

Precinct	Total Votes	Yes	No	Over Votes	Under Votes
Precinct 2701	598	226 37.79%	372 62.21%	0	43
Precinct 3101	1306	477 36.52%	829 63.48%	0	103
Precinct 3301	11576	6108 52.76%	5468 47.24%	3	1402
Precinct 3303	3515	1237 35.19%	2278 64.81%	0	350
Precinct 3501	926	287 30.99%	639 69.01%	1	92
Precinct 3502	4635	1796 38.75%	2839 61.25%	0	369
Precinct 3602	5234	2856 54.57%	2378 45.43%	0	603
Precinct 3603	7208	3780 52.44%	3428 47.56%	2	828
Precinct 3605	2262	943 41.69%	1319 58.31%	0	215
Precinct 3606	1734	813 46.89%	921 53.11%	0	148
Precinct 3607	5342	2402 44.96%	2940 55.04%	0	584
Precinct 3608	4626	2155 46.58%	2471 53.42%	0	547
Precinct 3609	293	103 35.15%	190 64.85%	0	21
Precinct 3610	3360	1406 41.85%	1954 58.15%	0	336
Precinct 3611	5012	2189 43.68%	2823 56.32%	0	486
Precinct 3612	4606	2486 53.97%	2120 46.03%	2	603
Precinct 3802	8519	3362 39.46%	5157 60.54%	2	713
Precinct 3803	5601	2629 46.94%	2972 53.06%	0	540
Precinct 3804	1209	505 41.77%	704 58.23%	0	99
Precinct 3805	770	301 39.09%	469 60.91%	0	60
Precinct 3808	125	58 46.40%	67 53.60%	0	10
Precinct 4101	8558	4485 52.41%	4073 47.59%	0	893
Precinct 4102	4507	2075 46.04%	2432 53.96%	0	494
Precinct 4103	3454	1451 42.01%	2003 57.99%	0	341
Precinct 4203	9378	5985 63.82%	3393 36.18%	0	1154
Precinct 4204	7839	4666 59.52%	3173 40.48%	0	798
Precinct 4205	3901	2365 60.63%	1536 39.37%	2	410
Precinct 4207	4618	2851 61.74%	1767 38.26%	0	483
Precinct 4208	2954	1770 59.92%	1184 40.08%	1	300
Precinct 4210	7042	3895 55.31%	3147 44.69%	0	761
Precinct 4301	9629	5081 52.77%	4548 47.23%	0	923
Precinct 4302	8594	4828 57.34%	3666 42.66%	2	900
Precinct 4304	9732	5672 58.28%	4060 41.72%	3	1137
Precinct 4305	6926	3978 57.44%	2948 42.56%	0	716
Precinct 4306	8966	4715 52.65%	4241 47.35%	0	936
Precinct 4306	1690	1004 59.41%	686 40.59%	0	161
Precinct 4310	7571	4469 59.03%	3102 40.97%	1	859
Precinct 4401	8927	4354 48.77%	4573 51.23%	1	857
Precinct 4402	9107	4275 46.94%	4832 53.06%	1	954
Precinct 4403	7324	3915 53.45%	3409 46.55%	1	714
Precinct 4404	8654	4254 49.16%	4400 50.84%	0	849
Precinct 4409	1968	821 41.93%	1137 58.07%	1	224
Precinct 4501	9319	4572 49.06%	4747 50.94%	0	829
Precinct 4502	4139	1962 47.40%	2177 52.60%	0	420
Precinct 4503	3667	1981 54.02%	1686 45.98%	0	411
Precinct 4505	6850	3280 47.88%	3570 52.12%	1	728
Precinct 4506	3131	1954 62.42%	1177 37.58%	0	347
Precinct 4508	3841	1849 48.14%	1992 51.86%	0	470
Precinct 4509	2486	795 31.98%	1691 68.02%	0	301
Precinct 4510	2148	683 31.80%	1465 68.20%	0	229
Precinct 4511	2292	808 35.25%	1484 64.75%	0	286
Precinct 4601	8983	4712 52.45%	4271 47.55%	1	872
Precinct 4602	3476	1616 46.49%	1860 53.51%	0	295
Precinct 4604	5309	2358 44.42%	2951 55.58%	0	685
Precinct 4605	4649	2334 50.20%	2315 49.80%	0	481
Precinct 4606	9485	4808 50.69%	4677 49.31%	2	1083
Precinct 4607	3261	1281 39.28%	1980 60.72%	0	439
Precinct 4608	1294	553 42.74%	741 57.26%	0	178
Precinct 4701	2517	772 30.67%	1745 69.33%	0	314
Precinct 4702	739	214 28.96%	525 71.04%	0	79
Precinct 4703	1991	577 28.98%	1414 71.02%	0	187
Precinct 4704	3295	952 28.89%	2343 71.11%	2	360

final official

Multnomah County Election Results - City of Portland Measures  
 November 3, 2020 General Election  
 All Precincts, City of Portland, All ScanStations, Measure 26-213, Measure 26-217, Measure 26-219,  
 All Boxes

**Measure 26-219 (Vote for 1)**

Precinct	Total Votes	Yes	No	Over Votes	Under Votes
Precinct 4705	4862	1885 38.77%	2977 61.23%	1	588
Precinct 4706	3014	872 28.93%	2142 71.07%	0	342
Precinct 4707	1572	566 36.01%	1006 63.99%	1	189
Precinct 4708	3460	1221 35.29%	2239 64.71%	0	412
Precinct 4709	1809	544 30.07%	1265 69.93%	0	179
Precinct 4710	3210	1036 32.27%	2174 67.73%	1	400
Precinct 4801	1318	400 30.35%	918 69.65%	1	152
Precinct 4803	6647	2775 41.75%	3872 58.25%	0	739
Precinct 4804	1472	562 39.54%	890 60.46%	0	189
Precinct 4805	786	298 37.91%	488 62.09%	0	108
Precinct 4806	1455	445 30.58%	1010 69.42%	0	155
Precinct 4807	2746	969 35.29%	1777 64.71%	0	331
Precinct 4902	23	3 13.04%	20 86.96%	0	1
Precinct 5009	993	284 28.60%	709 71.40%	0	112
Precinct 5101	711	263 36.99%	448 63.01%	0	88
Precinct 5102	4332	1395 32.20%	2937 67.80%	0	448
Precinct 5103	2467	726 29.43%	1741 70.57%	0	275
Precinct 5104	3410	946 27.74%	2464 72.26%	0	411
Precinct 5106	256	69 26.95%	187 73.05%	0	49
<b>Total</b>	<b>347191</b>	<b>165968 47.77%</b>	<b>181323 52.23%</b>	<b>33</b>	<b>37168</b>

**Certificate**

I certify that the votes recorded on this abstract correctly summarize the tally of votes cast at the election indicated.



**Tim Scott, Director of Elections**  
 Multnomah County, Oregon

**Canvass Results Report**

Official Ballots

Run Time 2:44 PM  
Run Date 11/19/2020

**Clackamas County**

November 3, 2020 General Election

11/3/2020


Page 103

**Official Results**

Registered Voters  
260538 of 308112 = 84.56%  
Precincts Reporting  
117 of 117 = 100.00%

**City of Portland, Mayor - Vote for one**

Precinct	Ted Wheeler	Sarah Iannarone	Miscellaneous Write-Ins (W)	Cast Votes	Under Votes	Over Votes	Vote by Mail Ballots Cast	Total Ballots Cast	Registered Voters	Turnout Percentage
070 & 071	106	34	6	146	14	0	160	160	169	94.67%
072	40	44	8	92	15	0	107	107	124	86.29%
073	83	63	35	181	23	0	204	204	240	85.00%
074	33	10	8	51	7	0	58	58	64	90.63%
103 & 104	3	1	0	4	0	0	4	4	4	100.00%
<b>Totals</b>	<b>265</b>	<b>152</b>	<b>57</b>	<b>474</b>	<b>59</b>	<b>0</b>	<b>533</b>	<b>533</b>	<b>601</b>	<b>88.69%</b>



**CERTIFIED COPY OF THE ORIGINAL  
SHERRY HALL, COUNTY CLERK**

BY: Sherry Hall

**Canvass Results Report**

Official Ballots

Run Time 2:44 PM  
Run Date 11/19/2020

**Clackamas County**

November 3, 2020 General Election

11/3/2020

Page 104

**Official Results**

Registered Voters  
260538 of 308112 = 84.56%

Precincts Reporting  
117 of 117 = 100.00%

**City of Portland, Commissioner, Position 4 - Vote for one**

Precinct	Mingus Mapps	Chloe Eudaly	Miscellaneous Write-Ins (W)	Cast Votes	Undervotes	Overvotes	Vote by Mail Ballots Cast	Total Ballots Cast	Registered Voters	Turnout Percentage
070 & 071	120	20	0	140	20	0	160	160	169	94.67%
072	56	23	6	85	22	0	107	107	124	86.29%
073	86	44	6	136	68	0	204	204	240	85.00%
074	24	10	1	35	23	0	58	58	64	90.63%
103 & 104	2	2	0	4	0	0	4	4	4	100.00%
<b>Totals</b>	<b>288</b>	<b>99</b>	<b>13</b>	<b>400</b>	<b>133</b>	<b>0</b>	<b>533</b>	<b>533</b>	<b>601</b>	<b>88.69%</b>



**CERTIFIED COPY OF THE ORIGINAL  
SHERRY HALL, COUNTY CLERK**

BY: Sherry Hall

**Canvass Results Report**

Official Ballots

Run Time 2:44 PM  
Run Date 11/19/2020

**Clackamas County**

November 3, 2020 General Election

11/3/2020

Page 168


**Official Results**

Registered Voters  
260538 of 308112 = 84.56%

Precincts Reporting  
117 of 117 = 100.00%

**Measure 26-213: City of Portland**

Precinct	Yes	No	Cast Votes	Undervotes	Overvotes	Vote by Mail Ballots Cast	Total Ballots Cast	Registered Voters	Turnout Percentage
070 & 071	82	70	152	8	0	160	160	169	94.67%
072	49	53	102	5	0	107	107	124	86.29%
073	76	121	197	7	0	204	204	240	85.00%
074	17	39	56	2	0	58	58	64	90.63%
103 & 104	2	2	4	0	0	4	4	4	100.00%
<b>Totals</b>	<b>226</b>	<b>285</b>	<b>511</b>	<b>22</b>	<b>0</b>	<b>533</b>	<b>533</b>	<b>601</b>	<b>88.69%</b>



**CERTIFIED COPY OF THE ORIGINAL  
SHERRY HALL, COUNTY CLERK**

BY: Sherry Hall

**Canvass Results Report**

Official Ballots

Run Time 2:44 PM  
Run Date 11/19/2020

**Clackamas County**

November 3, 2020 General Election

11/3/2020


Page 169

**Official Results**

Registered Voters  
260538 of 308112 = 84.56%  
Precincts Reporting  
117 of 117 = 100.00%

**Measure 26-217: City of Portland**

Precinct	Ballot Status					Vote by Mail Ballots Cast	Total Ballots Cast	Registered Voters	Turnout Percentage
	Yes	No	Cast Votes	Undervotes	Overvotes				
070 & 071	105	46	151	9	0	160	160	169	94.67%
072	68	35	103	4	0	107	107	124	86.29%
073	110	82	192	12	0	204	204	240	85.00%
074	28	28	56	2	0	58	58	64	90.63%
103 & 104	3	1	4	0	0	4	4	4	100.00%
<b>Totals</b>	<b>314</b>	<b>192</b>	<b>506</b>	<b>27</b>	<b>0</b>	<b>533</b>	<b>533</b>	<b>601</b>	<b>88.69%</b>



**CERTIFIED COPY OF THE ORIGINAL  
SHERRY HALL, COUNTY CLERK**

BY: *Sherry Hall*

**Canvass Results Report**

Official Ballots

Run Time 2:44 PM  
Run Date 11/19/2020

**Clackamas County**

November 3, 2020 General Election

11/3/2020

Page 170

**Official Results**

Registered Voters  
260538 of 308112 = 84.56%

Precincts Reporting  
117 of 117 = 100.00%

**Measure 26-219: City of Portland**

Precinct	Yes	No	Cast Votes	Undervotes	Overvotes	Vote by Mail Ballots Cast	Total Ballots Cast	Registered Voters	Turnout Percentage
070 & 071	47	94	141	19	0	160	160	169	94.67%
072	31	63	94	13	0	107	107	124	86.29%
073	56	129	185	19	0	204	204	240	85.00%
074	15	38	53	5	0	58	58	64	90.63%
103 & 104	2	2	4	0	0	4	4	4	100.00%
<b>Totals</b>	<b>151</b>	<b>326</b>	<b>477</b>	<b>56</b>	<b>0</b>	<b>533</b>	<b>533</b>	<b>601</b>	<b>88.69%</b>



**CERTIFIED COPY OF THE ORIGINAL  
SHERRY HALL, COUNTY CLERK**

BY: *Sherry Hall*

Ballots Cast per Contest with Precincts  
 Washington County, Nov 03, 2020 General  
 All Precincts, All Districts, All ScanStations, All Contests, All Boxes  
 Official Results

Total Ballots Cast: 3222760, Registered Voters: 384808, Overall Turnout: 83.88%

**City of Portland, Mayor (Vote for 1)**

Precinct	Ballots Cast	Reg. Voters	Total Votes		Ted Wheeler		Sarah Iannarone		Write-in	Over Votes		Under Votes	
			Total	Percentage	Total	Percentage	Total	Percentage		Total	Percentage	Total	Percentage
Precinct 366	7	7	6	66.67%	4	66.67%	2	33.33%	0	0	0	1	20
Precinct 375	289	317	269	62.83%	169	62.83%	75	27.89%	25	9.29%	0	0	32
Precinct 391	357	452	325	44.00%	143	44.00%	156	48.00%	26	8.00%	0	0	15
Precinct 392	242	272	227	44.93%	102	44.93%	110	48.46%	15	6.61%	0	0	3
Precinct 441	75	83	72	47.22%	34	47.22%	32	44.44%	6	8.33%	0	0	71
<b>Total</b>	<b>970</b>	<b>1131</b>	<b>899</b>	<b>50.28%</b>	<b>452</b>	<b>50.28%</b>	<b>375</b>	<b>41.71%</b>	<b>72</b>	<b>8.01%</b>	<b>0</b>	<b>0</b>	<b>71</b>



**I, Margaret Garza, Director of Assessment and Taxation and Ex-Officio County Clerk for Washington County, do hereby certify this to be a true and correct copy of the original.**

Date: November 23, 2020

By: Margaret Garza, Director of Assessment and Taxation



Total Ballots Cast: 3222760, Registered Voters: 384808, Overall Turnout: 83.88%

**City of Portland, Commissioner, Position 4 (Vote for 1)**

Precinct	Ballots Cast	Reg. Voters	Total Votes	Mingus Mapps	Chloe Eudaly	Write-in	Over Votes	Under Votes
Precinct 366	7	7	7	5 71.43%	2 28.57%	0 0.00%	0	0
Precinct 375	289	317	242	171 70.66%	66 27.27%	5 2.07%	0	47
Precinct 391	357	452	284	119 41.90%	162 57.04%	3 1.06%	0	73
Precinct 392	242	272	199	73 36.68%	124 62.31%	2 1.01%	0	43
Precinct 441	75	83	68	30 44.12%	37 54.41%	1 1.47%	0	7
<b>Total</b>	<b>970</b>	<b>1131</b>	<b>800</b>	<b>398 49.75%</b>	<b>391 48.88%</b>	<b>11 1.38%</b>	<b>0</b>	<b>170</b>



**I, Margaret Garza, Director of Assessment and Taxation and Ex-Officio County Clerk for Washington County, do hereby certify this to be a true and correct copy of the original.**

Date: November 23, 2020

By: Margaret Garza, Director of Assessment and Taxation

Ballots Cast per Contest with Precincts  
 Washington County, Nov 03, 2020 General  
 All Precincts, All Districts, All ScanStations, All Contests, All Boxes  
 Official Results

Total Ballots Cast: 322760, Registered Voters: 384808, Overall Turnout: 83.88%

**M26-213 Portland City Parks(Vote for 1)**

Precinct	Ballots Cast	Reg. Voters	Total Votes	Yes	No	Over Votes	Under Votes
Precinct 366	7	7	7	7 100.00%	0 0.00%	0	0
Precinct 375	289	317	279	140 50.18%	139 49.82%	0	10
Precinct 391	357	452	321	203 63.24%	118 36.76%	0	36
Precinct 392	242	272	224	148 66.07%	76 33.93%	0	18
Precinct 441	75	83	74	49 66.22%	25 33.78%	0	1
Total	970	1131	905	547 60.44%	358 39.56%	0	65



**I, Margaret Garza, Director of Assessment and Taxation and Ex-Officio County Clerk for Washington County, do hereby certify this to be a true and correct copy of the original.**

Date: November 13, 2020

By: [Signature]  
 Election Manager

Ballots Cast per Contest with Precincts  
 Washington County, Nov 03, 2020 General  
 All Precincts, All Districts, All ScanStations, All Contests, All Boxes  
 Official Results

Total Ballots Cast: 322760, Registered Voters: 384808, Overall Turnout: 83.88%

**M26-217 Portland City Police Oversight(Vote for 1)**

Precinct	Ballots Cast	Reg. Voters	Total Votes	Yes	No	Over Votes	Under Votes
Precinct 366	7	7	7	7 100.00%	0 0.00%	0	0
Precinct 375	289	317	278	202 72.66%	76 27.34%	0	11
Precinct 391	357	452	328	268 81.71%	60 18.29%	0	29
Precinct 392	242	272	224	189 84.38%	35 15.62%	0	18
Precinct 441	75	83	73	61 83.56%	12 16.44%	0	2
<b>Total</b>	<b>970</b>	<b>1131</b>	<b>910</b>	<b>727 79.89%</b>	<b>183 20.11%</b>	<b>0</b>	<b>60</b>



**L. Margaret Garza, Director of Assessment and Taxation and Ex-Officio County Clerk for Washington County, do hereby certify this to be a true and correct copy of the original.**

Date: November 23, 2020

By: [Signature]

[Signature]

Ballots Cast per Contest with Precincts  
 Washington County, Nov 03, 2020 General  
 All Precincts, All Districts, All ScanStations, All Contests, All Boxes  
 Official Results

Total Ballots Cast: 322760, Registered Voters: 384808, Overall Turnout: 83.88%

**M26-219 Portland City Water Fund (Vote for 1)**

Precinct	Ballots Cast	Reg. Voters	Total Votes	Yes		No		Over Votes	Under Votes
				Count	Percentage	Count	Percentage		
Precinct 366	7	7	7	4	57.14%	3	42.86%	0	0
Precinct 375	289	317	259	117	45.17%	142	54.83%	0	30
Precinct 391	357	452	288	162	56.25%	126	43.75%	0	69
Precinct 392	242	272	204	107	52.45%	97	47.55%	0	38
Precinct 441	75	83	69	28	40.58%	41	59.42%	0	6
<b>Total</b>	<b>970</b>	<b>1131</b>	<b>827</b>	<b>418</b>	<b>50.54%</b>	<b>409</b>	<b>49.46%</b>	<b>0</b>	<b>143</b>



I, **Margaret Garza**, Director of Assessment  
 and Taxation and Ex-Officio County Clerk for  
 Washington County, do hereby certify this to be a  
 true and correct copy of the original.

Date: November 23, 2020  
 By: Margaret Garza  
Director of Assessment