



Introduction to Pruning

Watch Online

https://www.youtube.com/watch?v=4_l0wqkeR5g&feature=youtu.be

Vocabulary

Branch attachment – the point where a branch or twig originate and join together

Branch structure – the general pattern, spacing, and attachment of branches in a tree

Central Leader – the main stem starting from the trunk and first scaffold branch to the top of the tree

Codominant Leaders – two upward-growing stems of similar size and growth rate, which are attached or originating at the same location on the central stem

Crown – the collection of scaffolds, branches, twigs, and leaves

Lateral – a branch originating from a larger branch, scaffold branch, or the trunk

Parent – a stem or branch that bears smaller branches

Root crown – the base of the tree where roots transition to trunk

Scaffold – the largest diameter branch(es) attached to the trunk or central stem that give the tree its primary form and structure

Sprout – a small branch produced on the trunk or larger branches in response to branch removal, wounding, or other stress

Stem – the woody trunk or a branch of a tree

Sucker – a small branch produced on the root collar

Trunk – the main stem from the root crown to the lowest scaffold or main branches

Urban Forestry

1900 SW 4th Avenue, Suite 5000

Portland, Oregon 97201

503-823-TREE (8733) | Fax 503-823-4493

PORTLANDPARKS.ORG

Ted Wheeler, Mayor
Adena Long, Director



For permits, tree removal, or to report a downed tree, please visit portlandoregon.gov/trees.




Pruning Review


For pruning permit information visit: www.portlandoregon.gov/trees/pruning

Goals of Pruning:

1. Remove any dead or damaged branches
2. Remove root suckers and adventitious growth from trunk
3. Select a single leader; remove or reduce co-dominant branches
4. Remove lowest temporary branches to raise the canopy for clearance and visibility
5. Remove bad branch attachments or rubbing branches
6. Identify permanent branches and remove temporary ones



1.



2.



3.



4.



5.

Personal Protective Equipment for pruning: gloves, eye protection, safety vest, closed toe shoes, hard hat

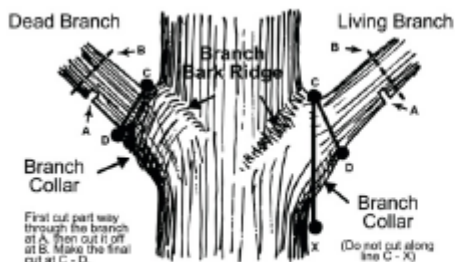
Street Tree Clearance: 7.5' over sidewalk 11' over residential street 14' over arterial street

Hand pruners – use for branches and twigs up to 1/2" diameter (bypass, anvil, ratchet)

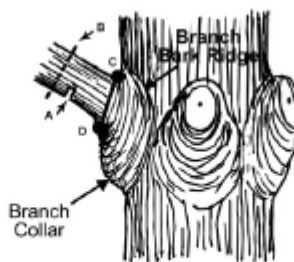
Loppers – use for branches up to 2" diameter (bypass, anvil, ratchet)

Folding saws – use for branches up to 2" diameter

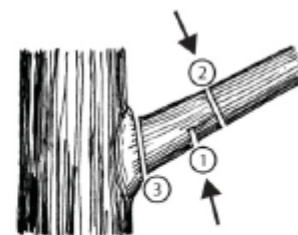
Fixed handle saws – use for branches 2" diameter or greater (straight blade, curved blade)



Hardwoods



Conifers



Three-Cut Method

Urban Forestry

1900 SW 4th Avenue, Suite 5000
Portland, Oregon 97201
503-823-TREE (8733) | Fax 503-823-4493

PORTLANDPARKS.ORG

Ted Wheeler, Mayor
Adena Long, Director



For permits, tree removal, or to report a downed tree, please visit portlandoregon.gov/trees.