

# THE **COST** OF GUN VIOLENCE IN THE CITY OF **PORTLAND** OREGON

When someone is shot in Portland, there is an immediate, multifaceted, and very expensive response from an array of government agencies. The Fire Department dispatches EMTs, government contracted ambulances respond, several police units descend on the scene, investigators from the District Attorney's office often arrive, City contracted community outreach workers show up, and if the victims are declared dead on the scene, the medical examiner is called. And all of this is only the shooting scene itself. Then there is a hospitalization often paid for by tax dollars and in the case of serious injury, a rehabilitation. Victim compensation is often provided. There is protracted investigation by the Portland Police Bureau (PPB) and the Multnomah County District Attorney. They are sometimes joined by the federal US Attorney.

With PPB's clearance rate at 81 percent in 2017, most often there is a trial and a long incarceration period. When there are multiple victims and/or multiple suspects, these efforts multiply for a single shooting incident.

These are just some of costs of each injury shooting in Portland. The National Institute for Criminal Justice Reform (NICJR) was commissioned by the City of Portland to conduct a detailed analysis and publish this Cost of Gun Violence study that documents the government expenses that accompany every injury shooting in the City. NICJR tracked the direct costs of each shooting and has deliberately used the low end of the range for each expense. Additionally, not included in this study are the loss of production costs when the victim(s) or suspect(s) were working at the time of the

*(Continued on next page)*



(Continued from previous page)

incident. Nationally, those costs have been estimated at an additional \$2 million for each shooting incident. Therefore, the calculated per homicide shooting cost of \$1.4 million in Portland is a safe estimate, the real cost is likely even higher.

### Each shooting homicide in Portland costs tax payers \$1.4 million

In the past five years, Portland has had an approximate average of 100 injury shootings and homicides which result in an annual expense to taxpayers of more than \$100 million. If Portland could reduce its gun violence rate by just 20%, that could result in a combined government savings of \$20 million every year.

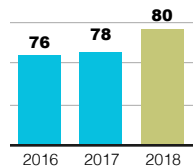
If Portland could reduce its gun violence rate by just 20%, that could result in a combined government savings of \$20 million every year.

Shooting response and investigation is very time consuming. If police officers were freed up to focus on more service to the community, response times on all calls for service could improve, improved engagement with the community could be achieved, and all overall crime could be reduced.

The City of Portland, Multnomah County, and the State of Oregon should consider greater upfront investment in gun violence reduction. Relatively small investment in effective gun violence intervention strategies can yield significant reductions in shootings, save lives and produce massive savings.

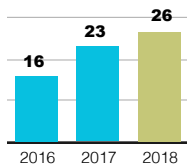
## PORTLAND CRIME STATISTICS

From 2016 to 2018, Portland has had a 63% increase in homicides and 25% increase in injury shootings. The increase of violence not only results in the loss of lives, but also strains the public services such as law enforcement, emergency rooms, courts, and social services.



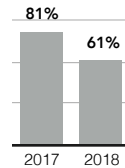
**INJURY SHOOTINGS**

SOURCE: Portland Police Bureau



**HOMICIDES**

SOURCE: PPB Website "Crime Statistics"



**HOMICIDE  
CLEARANCE**

SOURCE: PPB Interviews

## PORTLAND COST PER SHOOTING BREAKDOWN

### 1. CRIME SCENE RESPONSE

The response to a severe injury shooting or homicide scene usually includes a heavy police presence, Fire/EMT response, along with medical transport. According to officials with the Portland Police Bureau, up to 28 officers including patrol, the Gun Violence Reduction Team, Homicide Unit, Forensics, and the DA's Office respond to a typical homicide shooting.



### 2. HOSPITAL & REHAB

Once a victim has been transported to the hospital, the cost of the Trauma Unit, surgery and rehabilitation are exorbitant. Costs can range from \$25k to \$179k per incident. With more than two-thirds of gunshot victims either uninsured or on Medical, this puts a tremendous strain on the county's hospital network.



### 3. CRIMINAL JUSTICE

Police investigation; a trial or court process that includes prosecution and defense costs; and court staff make up the many costs of the court process in injury shooting and homicide cases. And due to the heavy penalty of homicide convictions, these cases often go to trial. Sometimes these cases involve multiple suspects with multiple court dates and separate trials. From the time of arrest, the court proceedings in an injury shooting and homicide case can take two years.



### 4. INCARCERATION

Incarceration accounts for a large portion of the costs once a suspect is arrested. The Multnomah County Jails cost on average \$160 per day. Suspects can remain in the county system for two years until their trial, sentencing, and placement into the State prison system. The Oregon State prison system cost \$108 per day and can range from \$300k to over \$900k to incarcerate individuals convicted of attempted murder or homicide.



### 5. VICTIM SUPPORT

The majority of these costs are covered by Oregon's Crime Victim and Survivor Services program. Costs can range from \$5k to \$40k and include burial expenses, lost wages for a year, medical expenses, and counseling. Other costs in this category include county Social Services, the cost of families losing a financial contributor and the cost of the autopsy.



### 6. LOST TAX REVENUE

Even though Portland doesn't have local sales tax, there is an average State income tax of 7.73%. When an injury shooting or homicide occurs, the State loses the ability to collect income tax from the incarcerated suspects and homicide victims. Each incident can represent the lost tax revenue of two to three individuals, from 10 to 25 years.



## OREGON'S COST OF VIOLENCE EACH YEAR

# \$891 MILLION

"Based on the expenses we can directly measure, including healthcare costs (\$36 million), law enforcement and criminal justice expenses (\$30 million), costs to employers (\$5 million), and lost income (\$820 million), the initial price tag of gun violence in Oregon is over \$891 million per year. Much of this tab is picked up by the public."

THE ECONOMIC COST OF GUN VIOLENCE  
IN OREGON, The Giffords Law Center





# GREATER COMMUNITY COST OF COST OF GUN VIOLENCE

**I**n addition to the direct financial costs that taxpayers bear the burden of, community members in neighborhoods where rates of violence are highest, suffer from social impacts of trauma, toxic-stress, and community tension.

---

**neighborhoods where rates of violence are highest, suffer from social impacts of trauma, toxic-stress, and community tension.**

---

Children are especially affected by the impact of violence around them. Groundbreaking research known as the ACEs study – Adverse Childhood Experiences – revealed that children who have traumatic experiences when they are young have significantly higher rates of poor health outcomes as they grow older. Experiencing violence, witnessing violence, having close friends or family members victimized by violence produces trauma and vicarious or second-hand trauma. Studies have proven that the brain function of young people who experience trauma can be negatively affected and cause depression, behavioral challenges, academic disruption, and delinquency.

Increased levels of violence and the trauma it produces also leads to community members being desensitized. The normalization or even expectation of violence can lead to high rates of gun possession, tension, and the resolving of minor disputes with gun violence.

The public health approach to violence also proves that like disease, violence is a contagion

---

**The normalization or even expectation of violence can lead to high rates of gun possession, tension, and the resolving of minor disputes with gun violence.**

---

and can breed in areas of social dysfunction. This is where we get the axioms hurt people, hurt people and that violence begets violence. They are not just clever clichés but based in science.

The National Institutes of Health, in its paper, “The Contagious Spread of Violence Among US Adolescents Through Social Networks” found that, “Contagious diseases and violence tend to cluster in similar ways. A cluster is an ‘aggregation of cases of a disease that are closely grouped in time and

place.’ There are geographic “hot spots” for contagious diseases, such as the 2015 measles outbreak linked to Disneyland in California involving clusters of unvaccinated children. Likewise, there are geographic hot spots for violent crime on specific streets and in specific neighborhoods.” (Bond and Bushman, 2017).

The direct financial burden of gun violence documented in this report also does not include the loss of resources in communities with high violence rates. Businesses, recreational centers, community events and festivals, access to fresh produce, and other resources usually flee from neighborhoods with high rate of violence.

A recent study conducted by the Controller for the City of Philadelphia examined the impact of gun violence on property values and corresponding tax assessments. “Our results indicate that a single homicide lowers sale prices by 2.3 percent in the immediate neighborhood (within 0.75 miles of the homicide),” states the “Report on the Economic Impact of Homicides” (Rhyhart, 2019).



# The Cost Per Shooting

The true governmental cost of gun-violence to the City, County and State.

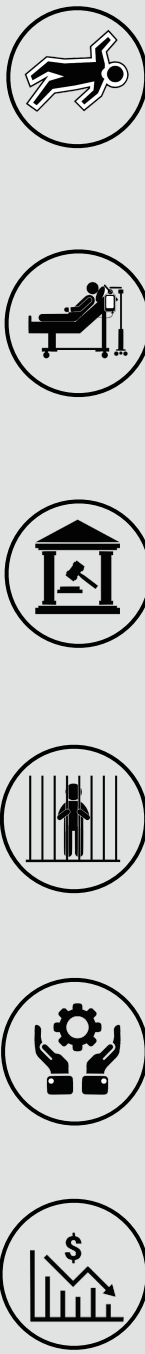
PORTLAND  
OREGON

NICJR  
National Institute for  
Criminal Justice Reform

## Homicide Cost

## Injury Shooting Cost

- \$8,724 Police Response
- \$2,500 Scene Cleanup
- \$2,298 Fire/EMT Transport
- \$5200 EMR/Trauma Center
- \$45,200 Gunshot Surgery
- \$10,800 Police Investigation
- \$159,028 DA & Public Defender
- \$7,304 Court Process
- \$116,800 Pre-Trial Incarceration
- \$906,660 Prison Placement
- \$610 Medical Examiner's Office
- \$35,000 Victim of Crimes
- \$22,176 Receiving Social Service Benefits (one year support for two families)
- \$115,950 Income Tax Revenue (both suspect & murder victim)



- \$3,191 Police Response
- \$2,500 Scene Cleanup
- \$2,298 Fire/EMT Transport
- \$5200 EMR/Trauma Center
- \$90,400 Gunshot Surgery
- \$28,000 Rehabilitation
- \$6,750 Police Investigation
- \$22,264 DA & Public Defender
- \$996 Court Process
- \$116,800 Pre-Trial Incarceration
- \$315,360 Prison Placement
- \$40,000 Victim of Crimes
- \$11,088 Receiving Social Service Benefits (one year for victim family)
- \$25,509 Income Tax Revenue

★ total cost based on two suspects  
**\$2.6M**  
per homicide shooting

**\$1.4M**  
Per Homicide Shooting  
per one suspect

**\$670k**  
Per Injury Shooting  
per one suspect

★ total cost based on two suspects  
**\$1.1M**  
per injury shooting





CRIME SCENE	Subject:	Police Response	Fire/EMT Transport	Scene Clean Up
	Source	<ul style="list-style-type: none"><li>Interviews with top officials of the Portland Police Bureau, including Captains, Lieutenants &amp; Detectives</li><li>City of Portland pay schedule. <a href="#">(Link)</a></li></ul>	<ul style="list-style-type: none"><li>Portland Fire and Rescue Annual Performance Report Fiscal Year 2016-2017 <a href="#">(Link)</a></li></ul>	<ul style="list-style-type: none"><li><a href="#">NRC</a></li><li><a href="#">Rapid Response</a></li><li><a href="#">Bio Management Northwest</a></li></ul>
	Notes	Responses to injury shootings/homicides include three teams: <b>Patrol</b> (10 officers), <b>Gang Violence Response Team</b> (5 officers), and the <b>Homicide Response Team</b> (10 officers, 1 Forensic, 2 Criminalist, 1 Deputy District Attorney). Total hours spent per response could range from <b>57 hours per shooting</b> , to <b>130 hours per homicide</b> .	Total Expenditures = \$119,777,276 Fire/EMS call responses = 52,127  Average cost per response = <b>\$2,298</b>	Average cost among competitive venders to clean up crime scenes involving blood = <b>\$2,500</b>
HOSPITAL	Subject:	ER/ Surgery for Gun-Shot Victim		
	Source	<ul style="list-style-type: none"><li>Interview with Trauma Center employees.</li><li>National Emergency Room Database:(Record of 30 million emergency department visits in 950 hospitals in the U.S.)</li><li><a href="#">Cost of Gun Violence: John Hopkins study of Emergency Room Admissions</a></li></ul>		
	Notes	Average cost of gun-shot victims treated and release the same day = <b>\$5200</b> (ER base Cost) Average cost of gun-shot victims requiring surgery and hospital stay = <b>\$95,867</b> (Surgery Cost) <b>1/3 of gun-shot victims</b> who required surgery were release to rehabilitation centers where average total medical bill = <b>\$179,000</b> (ER cost, Surgery & Rehabilitation Cost) <u>Formula for this study:</u> (ER base cost + Surgery Cost + 1/3 Rehabilitation Cost) = <b>\$123,600</b> per shooting victim requiring surgery. <ul style="list-style-type: none"><li>1/2 of all homicide victims receive surgery before they die, so we use <b>\$45,200</b> to represent half of all homicide victims.</li></ul>		
CRIMINAL JUSTICE	Subject:	Police Investigation	DA & Public Defender	Court Process
	Source	<ul style="list-style-type: none"><li>Interviews with Portland Police Detectives</li><li>Information from PPB Assistant Chief and other PPB staff</li><li>City of Portland pay schedule. <a href="#">(Link)</a></li></ul>	<ul style="list-style-type: none"><li>Estimates of Time Spent in Capital and Non-Capital Murder Cases <a href="#">(Link)</a></li><li>Interview with Public Defenders Office</li><li>Multnomah County Salary Tables: <a href="#">(Link)</a></li></ul>	<ul style="list-style-type: none"><li>Survey of Judicial Salaries <a href="#">(Link)</a></li><li>Interview with Court Executive Team member.</li><li>Multnomah County Salary Tables: <a href="#">(Link)</a></li><li>Bailiff pay scale: <a href="#">(Link)</a></li><li>Court Reporter: <a href="#">(Link)</a></li></ul>
	Notes	Investigations typically can extend over a two year period. An average of <b>125 hours</b> is spent on attempted murder cases and <b>200 hours</b> for homicides cases. <ul style="list-style-type: none"><li><b>\$54/hr</b> (Detective) x 125 hours = <b>\$6,750</b></li><li><b>\$54/hr</b> (Detective) x 200 hours = <b>\$10,800</b></li></ul>	<b>1087</b> hours to defend & prosecute a murder case x <b>\$133</b> (DA <b>\$68/hr</b> + PD <b>\$65/hr</b> ) = \$144,571 + 10% overhead = <b>\$159,028</b> . To defend an attempted-murder case requires 1/7 of the time = <b>\$22,264</b>	Combined hourly rates of the following staff: Judge, Bailiff, Court Reporter, Clerk = <b>\$166 per hour</b> . \$166 x 44 hours (murder case) = <b>\$7,304</b> \$166 x 6 hours (A felony) = <b>\$996</b>
INCARCERATION	Subject:	Pre-Trial Incarceration	State Prison (Attempted Murder)	State Prison (Murder Case)
	Source	<ul style="list-style-type: none"><li>PREA Multnomah County Sheriff Annual Report <a href="#">(LINK)</a></li><li>Multnomah County Budget FY 20 <a href="#">(LINK)</a></li></ul>	<ul style="list-style-type: none"><li>Oregon Department of Corrections <a href="#">(Link)</a></li><li>Measure 11 crimes and mandatory minimum sentences <a href="#">(LINK)</a></li></ul>	<ul style="list-style-type: none"><li>Oregon Department of Corrections <a href="#">(Link)</a></li><li>Measure 11 crimes and mandatory minimum sentences <a href="#">(LINK)</a></li></ul>
	Notes	<ul style="list-style-type: none"><li>County Jails Budget = \$77,588,285</li><li>Budgeted daily population = 1310 beds</li><li>Average Daily Cost Per Inmate: <b>\$160/day</b></li></ul> Average 2 year period of pre-trial incarceration in the county upon sentencing and placement into State Prison.\$160/day x 2 years = <b>\$116,800</b>	\$108/day to Incarcerate Adult in State Prison. Attempted murder cases serve an average of 10 years in State Prison, subtracting pre-trial 'time-served' in County Jail. (\$108/day x 8 years) = <b>\$315,360</b>	\$108/day to Incarcerate Adult in State Prison. Average inmate serves 25 years for murder, minus time served. (\$108/day x 23 years = <b>\$906,660</b> )
VICTIM SUPPORT	Subject:	Victim of Crimes	Social Service Assistance	Medical Examiner's Office
	Source	<ul style="list-style-type: none"><li>Crime Victim and Survivor Services <a href="#">(Link)</a></li></ul>	<ul style="list-style-type: none"><li>TANF: Eligibility and Benefit Amounts in State Cash Assistance Programs <a href="#">(Link)</a></li></ul>	<ul style="list-style-type: none"><li>Multnomah County Budget - Medical Examiner budget presentation <a href="#">(LINK)</a></li></ul>
	Notes	<b>Homicide Victim:</b> \$5000 for burial expenses \$400/w x 1 year = \$20,000 for victim lost wages \$10,000 for family grief counseling Total = <b>\$35,000</b>  <b>Injury Shooting Victim:</b> \$400/wk loss wages (1 year) = \$20,000 \$20,000 for counseling and medical Total = <b>\$40,000</b>	When victim is severely shot, many can't return to work immediately. Since the victim and perpetrator may be a major financial contributor to the household, many families may need to apply for social services support. The estimate for this study is for 1 year of Social Service assistance. (\$924/mo x 12 months) x 2 families = <b>\$22,176</b>	Multnomah County Medical Examiner annual budget is \$1,343,563. In 2018, their annual workload for autopsy examinations was 2200. This resulted in an average cost of <b>\$610</b> per case.
LOSS REVENUE	Subject:	Loss Tax Revenue (One person going to jail)	Loss Tax Revenue (Murder: Loss Revenue for 2 people)	
	Source	<ul style="list-style-type: none"><li>2018 <a href="#">Tax-Rates.org</a></li></ul>	<ul style="list-style-type: none"><li>2018 <a href="#">Tax-Rates.org</a></li></ul>	
	Notes	<b>State income tax= 7.73%</b> <b>State/Local Sales tax= 0%.</b> If person earns 30k/year, then <b>total income tax = \$2,319</b> .  But if person has to serve a 10 years sentence for attempted murder, then (\$2,319 x 10 years) = <b>\$23,190 of missed sales tax revenue</b> .  If shooting victim doesn't work for one year, then an additional <b>\$2,319 of loss revenue</b> is added. <b>Total Loss Sales Tax Revenue = \$25,509</b>	<b>State income tax= 7.73%</b> <b>State/Local Sales tax= 0%.</b> If person earns 30k/year, then <b>total income tax = \$2,319</b> .  Average murder sentence is 25 years. But if a person has to serve a 25 years sentence and the victims is dead, then (\$2,319 x 25 years x 2 people), for a combined loss revenue of <b>\$115,950</b>  <b>Total Loss Revenue for both suspect &amp; murder victim = \$115,950</b>	