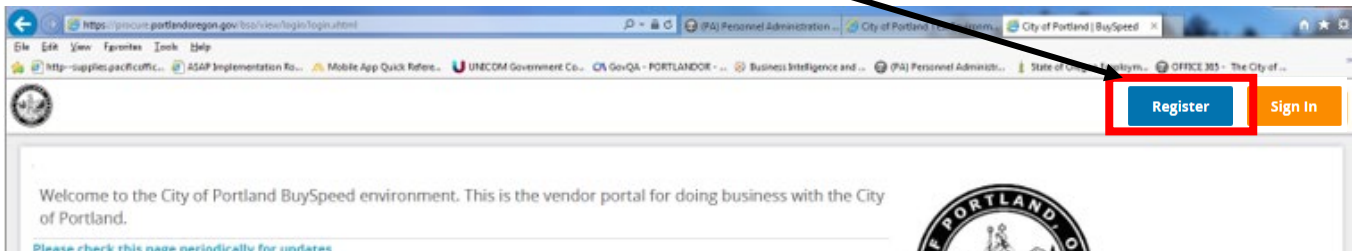


City of Portland BuySpeed Vendor Registration

1. Go to BuySpeed. <https://procure.portlandoregon.gov/bs/>
2. Click on the “Register” button.



3. Create a Vendor Account box pops up. Fill in your Tax ID #, Company Name, Email Address, and select the Country of Incorporation from the drop down box. Click on the “Register” button to continue.

A screenshot of a 'Create a Vendor Account' registration form. The form is titled 'Create a Vendor Account' and includes the following fields: 'Tax ID#' (with a masked input and an 'EIN' toggle), 'Company Name' (filled with 'Training For Less'), 'Email Address' (filled with 'Training4Less@comcast.org'), and 'Country of Incorporation' (a dropdown menu showing 'United States of America'). A green 'Register' button is located at the bottom of the form. A blue 'Register' button is also visible in the top right corner of the form's container.

4. In the “Company Information” tab, fill out requested information. When all information has been added, click on “Save & Continue Registration” button.



Register - Training For Less - Training4Less@comcast.org



Company Information Administrator Address Terms Categories & Certifications Commodity/Service Codes Summary

Company Name*: Training For Less Vendor Legal Name*: Training For Less

Business Description:

Mailing Address Line 1*:

Address Line 2:

Address Line 3:

Address Line 4:

Country*: US - United States of America

City*:

State/Province*:

ZIP*:

County*:

Company Phone*:

Company FAX*:

Company Email*: Training4Less@comcast.org Tax ID #* Show

Is Tax ID # an Employer Identification Number (EIN) or a Social Security Number (SSN)?

EIN SSN

State of Incorporation:

Year of Incorporation: 0

Preferred Delivery Method: Email

Would you like to be registered as an emergency supplier in the case of an emergency?
Note: Emergency suppliers must be available 24 hours a day, 7 days a week.

Yes No

Emergency Phone:

Ext.:

Emergency Contact:

Emergency Email:

Emergency Info Comment:

Save & Continue Registration Reset Cancel

5. The “Administrative User Information” tab opens. Fill in the information requested. Click on “Save & Continue Registration” button to continue.

Register - Training For Less - Training4Less@comcast.org

Company Information **Administrator** Address Terms Categories & Certifications Commodity/Service Codes Summary

Administrative User Information

Salutation:

First Name*:

Job Title*:

Email*:

Login ID*:

New Password*:

Login Question*:

Last Name*:

Department:

Phone*:

Confirm Password*:

Login Answer*:

Copyright © 2017 Periscope Holdings, Inc. - All Rights Reserved.

6. "Address" tab opens. You can add another address or continue registration.

Register - Training For Less - Training4Less@comcast.org

Company Information Administrator **Address** Terms Categories & Certifications Commodity/Service Codes Summary

Maintain Addresses For: Training For Less

Name	Address Type	Address Information	Status	Default for Type
General	General Mailing Address	Less Teacher 111222 Road Street Portland, OR 97204 US Email: Training4Less@comcast.org Phone: (503)111-1111 FAX: (503)222-2222	Active	Yes

Copyright © 2017 Periscope Holdings, Inc. - All Rights Reserved.

7. To receive bid notifications, click on the "Add Another Address" button and add information requested. Ensure that the Address Type has "Bid Mailing Address" is selected from the drop down box.

8. When complete, click on "Continue Registration" button to continue.

Register - Training For Less - Training4Less@comcast.org

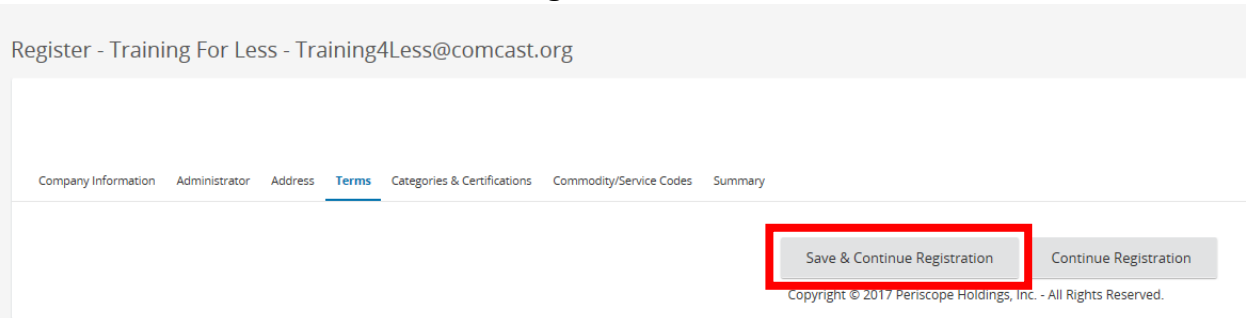
Company Information Administrator **Address** Terms Categories & Certifications Commodity/Service Codes Summary

Maintain Addresses For: Training For Less

Name	Address Type	Address Information	Status	Default for Type
General	General Mailing Address	Less Teacher 111222 Road Street Portland, OR 97204 US Email: Training4Less@comcast.org Phone: (503)111-1111 FAX: (503)222-2222	Active	Yes

Copyright © 2017 Periscope Holdings, Inc. - All Rights Reserved.

9. When you continue registration, the “Terms” tabs open. Currently this is not used. Click on “Save & Continue Registration” button to continue.




10. Categories & Certification tab opens. In the tab are a list of questions pertaining to your businesses categories. First you will see “13” Category Questions. Answer all.

Note: Category Question #1, In Notes: only put numerical certification number. No special symbols or context will not allow your certification to be validated.

Note: that Category Question #2 in automatically filled out for you. Answer all questions.

Note: ensure that you answer Question #6 on Equal Employment Opportunity and Question #7 on Equal Benefits Compliance to be compliant with City of Portland business requirements.



11. Click on the “Save & Continue Registration” button at the bottom of the page.

Register - Training For Less - Training4Less@comcast.org

Company Information Administrator Address Terms **Categories & Certifications** Commodity/Service Codes Summary

Category: Question 1* - Oregon MWESB Certification Number

Description: Please indicate if you are an Oregon certified Disadvantaged, Minority-owned, Woman-owned, or Emerging Small Business Emerging Small Business at the following website. Category URL: <http://www.oregon4blz.com/How-We-Can-Help/OMWESB/>

Please select exactly one category value

Select

No, I am not OR Certified

Yes, I am OR Certified. Please enter your Certification Number (numerals only) in the Notes field below.

Notes:

Save & Add Certification Save & Continue Registration Continue Registration

Copyright © 2017 Periscope Holdings, Inc. - All Rights Reserved.

12. The “Commodity/Service Codes” tab opens. This tab allows you to search for the National Institute of Governmental Purchasing (NIGP) Codes that correspond with what your entity offers. You can browse through the general categories of commodities and services, or search by Keyword. Once you have found and selected your NIGP code, select all the NIGP Class items that correspond with your business.

Note: all NIGP Class Items have a “99” General Class. Selecting the “99” does not encompass all other NIGP Codes listed in the drop down menu. However, be sure to add it to your selection. Save and Add More to add other NIGP Class or NIGP Class Items.

Note: When using NIGP Code Browser – be aware of wording, it may not appear as you would think. Take the time the review all categories to ensure a wider range of opportunities for your business.

Register - Training For Less - Training4Less@comcast.org

[Company Information](#) [Administrator](#) [Address](#) [Terms](#) [Categories & Certifications](#) **[Commodity/Service Codes](#)** [Summary](#)

Search

NIGP Class

NIGP Class Item

NIGP Keyword

Search using

Search

i Use the NIGP Commodity Code Search Engine if you are familiar with the NIGP code. If not use the NIGP Code Browse below.

NIGP Code Browse

i Select the category that best describes the product and service you offer. Click on the question mark for more information.

01	Administrative, Financial, and Management Services
02	Agricultural Equipment and Related Products and Services
03	Arts, Crafts, Entertainment, Theatre
04	Automotive Products, Vehicles, and Services
05	Building Equipment, Supplies, and Services
06	Clothing, Textiles, Laundry Equipment, and Supplies
07	Communication Equipment and Services
08	Computers, Software, Supplies, and Services
09	Food, Equipment, and Related Services

Note: To reset a NIGP Class or NIGP Class Item, select the “blank” at the top most position as shown below;



Register - WXYZ Training - WXYZTraining@gmail.com

Company Information Administrator Address Terms Categories & Certifications **Commodity/Service Codes** Summary

Search

NIGP Class
019 - AGRICULTURAL CROPS AND GRAINS...

NIGP Class Item
020 - AGRICULTURAL EQUIPMENT, IMPLEM...

NIGP Keyword
031 - AIR CONDITIONING, HEATING, AND...

Search using
035 - AIRCRAFT AND AIRPORT EQUIPMENT...

Use the NIGP Code
055 - AUTOMOTIVE ACCESSORIES FOR AUT...

Select the ca

- 01 Furnishings and Related Services
- 02 Furniture and Related Services
- 03 Hardware, Related Equipment, and Services
- 04 Highway Road Equipment, Materials, and Related Equipment

010 - ACOUSTICAL TILE, INSULATING MA...

015 - ADDRESSING, COPYING, MIMEOGRAP...

019 - AGRICULTURAL CROPS AND GRAINS...

020 - AGRICULTURAL EQUIPMENT, IMPLEM...

022 - AGRICULTURAL EQUIPMENT AND IMP...

025 - AIR COMPRESSORS AND ACCESSORIE...

031 - AIR CONDITIONING, HEATING, AND...

035 - AIRCRAFT AND AIRPORT EQUIPMENT...

037 - AMUSEMENT, DECORATIONS, ENTERT...

040 - ANIMALS, BIRDS, MARINE LIFE, A...

045 - APPLIANCES AND EQUIPMENT, HOU...

050 - ART EQUIPMENT AND SUPPLIES

052 - ART OBJECTS

055 - AUTOMOTIVE ACCESSORIES FOR AUT...

060 - AUTOMOTIVE AND TRAILER EQUIPME...

065 - AUTOMOTIVE AND TRAILER BODIES...

070 - AUTOMOTIVE VEHICLES AND RELATE...

071 - AUTOMOBILES, SCHOOL BUSES, SUV...

072 - TRUCKS (INCLUDING, DIESEL, GAS...

073 - TRAILERS

075 - AUTOMOTIVE SHOP AND RELATED EQ...

080 - BADGES, AWARDS, EMBLEMS, NAME ...

085 - BAGS, BAGGING, TIES, AND EROSI...

090 - BAKERY EQUIPMENT, COMMERCIAL...

095 - BARBER AND BEAUTY SHOP EQUIPME...

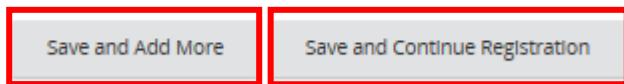
100 - BARRELS, DRUMS, KEGS, AND CONT...

105 - BEARINGS (SEE CLASS 060 FOR WH...

110 - BELTS AND BELTING: AUTOMOTIVE

If not use the NIGP Code Browse below.
question mark for more information.

13. Once you have found and selected your NIGP code, the “Save and Add More” and the “Save and Continue Registration” buttons appear at the bottom of the page. Select the appropriate action. If you are adding more NIGP Codes, when complete, click on the “Save and Continue Registration” button.



Register - WXYZ Training - WXYZTraining@gmail.com

Company Information Administrator Address Terms Categories & Certifications **Commodity/Service Codes** Summary

Current Codes

Remove	Code	Description	Date Added
<input type="checkbox"/>	010-99	GENERAL - ALL ACOUSTICAL TILE, INSULATING MATERIALS, AND SUPPLIES	06/19/2017
<input type="checkbox"/>	019-99	GENERAL - ALL AGRICULTURAL CROPS AND GRAINS INCLUDING FRUITS, MELONS, NUTS, AND VEGETABLES	06/19/2017

Add Additional Codes
Remove Codes
Continue Registration

Copyright © 2017 Periscope Holdings, Inc. - All Rights Reserved.

14. The Summary tab opens. Review the information provided for correctness. If any information needs revision, use the tab to go to that section and make corrections, save and then go

back to the “Summary” tab. Scroll to the bottom of the page and complete your registration by clicking on the “Complete Registration” bottom.

Register - Training For Less - Training4Less@comcast.org

Company Information Administrator Address Terms Categories & Certifications Commodity/Service Codes **Summary**

Company Information

Vendor ID:	0000423	Alternate ID:		Company Name:	
Status:	Active	Status Change Reason:		Tax ID#:	
Tax ID Type:	EN	Incorporation Details - State:	OR	Year of Incorporation:	
Business Description:	Employee Development	Preferred Delivery Method:	Email	Vendor Email:	
Emergency supplier:	Yes				
Emergency Phone:	503-111-1111				
Emergency Contact:	Less Teacher				
Emergency Email:	LessTeacher@comcast.org				
Emergency Info Comment:					

Users Information

Training/Class	Login ID	First Name	Last Name	Status	Role
	Less	Teacher		Active	Self Administrator

Address Information

Name	Address Type	Address Information
General	General Mailing Address	Less Teacher 111222 ROAD STREET PORTLAND, OR 97224 US Email: Training4Less@comcast.org Phone: (503) 111-1111 Fax: (503) 222-2222

Please provide the opening date of the plan year in which Equal Benefits will be available to your employees in the Notes field below. (GO TO QUESTION 12)

Category: Question 12 - Open Enrollment Current Provider

Description: Who is the current provider of benefits at your firm?

Please provide the name and address of your current benefits provider in the Notes field below. (YOU'RE DONE!! PLEASE CLICK "Save & Continue" BELOW)

Category: Question 13 - Collective Bargaining

Description: What is the name of the relevant labor organization, and the expiration date of the current collective bargaining agreement?

Please provide the name of the relevant labor organization in your firm, and the expiration date of the current collective bargaining agreement in the Notes Field Below. (YOU'RE DONE!!)

Complete Registration

15. The “Thank You” page appears. This completes your self-registration process in BuySpeed. An email will be sent to the address you put on the “Company Information” tab once your registration is complete. You may use this information to login and add additional users to maintain your organizational profile.



Thank You

Thank you for registering with City of Portland Test Environment. Registration confirmation will be emailed to you. For questions or comments please contact City of Portland at 503 823-9347.

OK

Copyright © 2017 Periscope Holdings, Inc. - All Rights Reserved.