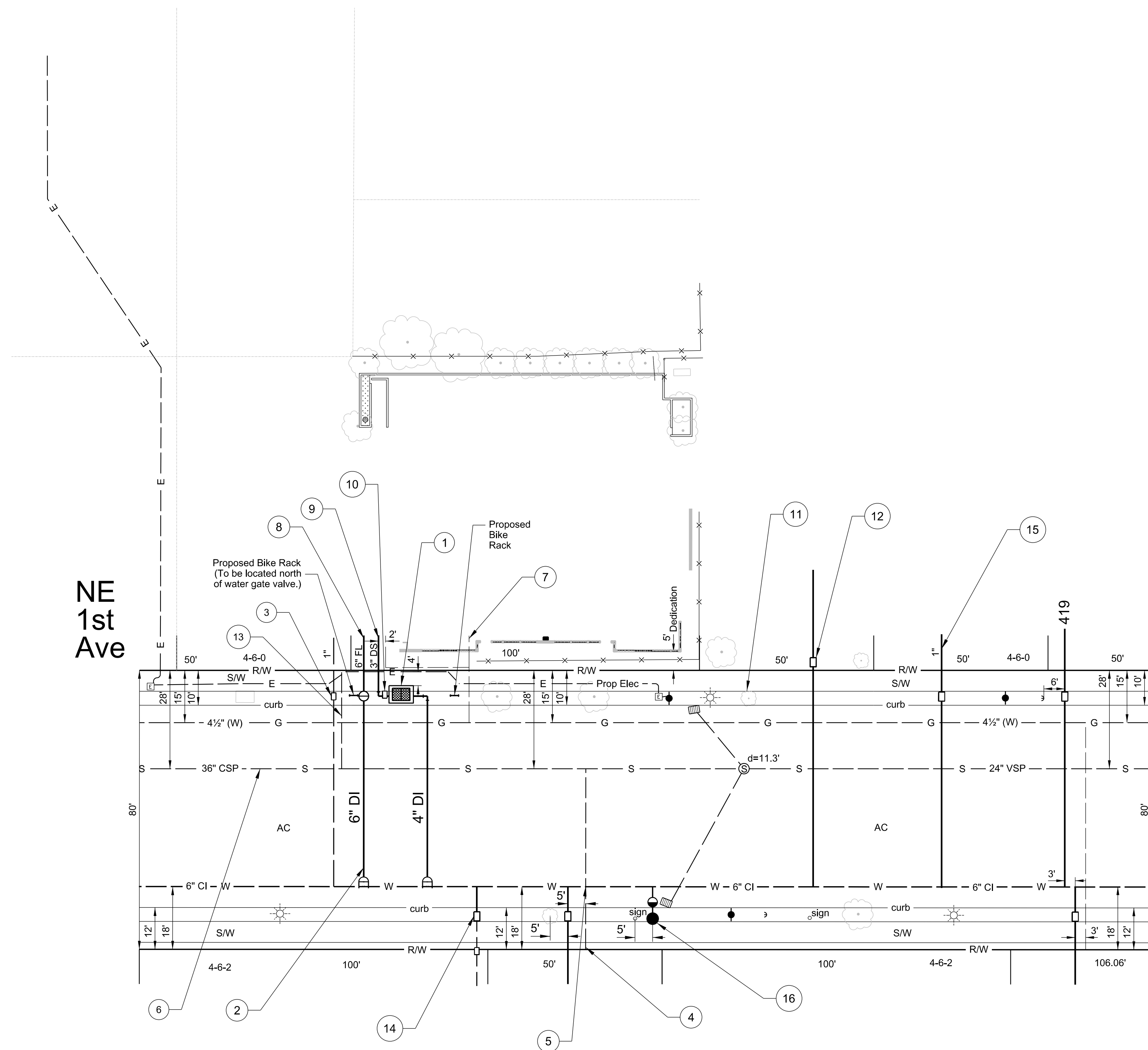


CONSTRUCTION NOTES (to be used where applicable):


1. Install 3" meter by Portland Water Bureau (PWB) under separate permit. Contractor to connect to the short stub-out on the backside of the new water meter box.
2. Install fire line by PWB under separate permit. Contractor to connect to the short stub-out on the backside of the new fire line curb gate valve.
3. Kill existing 5/8" meter by PWB under separate permit.
4. New 6" sanitary lateral to existing 36" combination sewer.
5. A utility protection plan is required to be submitted to PWB Inspection for review and approval prior to construction: (503) 823-4518, Roy.Martinez@portlandoregon.gov, and WBUPP@portlandoregon.gov.
6. Top of pipe is at 48.88' elevation, and 8.32' in depth per completed pothole dated 3/22/18.
7. Retain existing gas service, relocate gas service directly to structure.
8. Double Check Valve Assembly installed at property line and per City of Portland Requirements.
9. Reduced Pressure Backflow Assembly installed at property line and per City of Portland Requirements.
10. Relocate TV minimum 5' from water services.
11. Existing tree to be removed.
12. Protect meter for irrigation use, contractor to reset meter box to grade as necessary. Meter boxes in driveway must be trafficked. Contact PWB if a new small meter box is necessary: (503) 823-1533.
13. Cap the sewer at the main prior to water service installation.
14. Linear adjustment of water meter by PWB under separate permit.
15. Install 1" service by PWB under separate permit.
16. Install fire hydrant by PWB under separate permit.



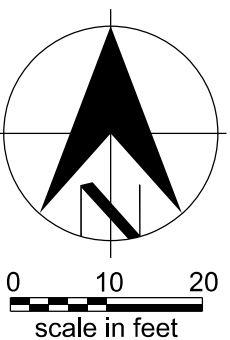
No	Date	Description	Appd
Revision			
Survey	Mon / Yr	XXXX	

Designed By	Program Mgr	XXXX
CAD Checked By	Const Mgr	XXXX
Checked By	Const Supvr	
Project Mgr	Date	XXXX

Miracle Engineering Group
When We Finish Your Project, It's a Miracle!
 Texas Registered Engineering Firm F-99887
 123 Main Street Suite 100
 Bighat, TX 77000



Plan Sheet



SAP Project No	
1/4 Section	0000
Sheet No	1 of 1