

HUD ESG CAPER FY2020

Grant: **ESG: Portland - OR - Report** Type: **CAPER**

Report Date Range

7/1/2020 to 6/30/2021

Q01a. Contact Information

First name	Wendy
Middle name	
Last name	Smith
Suffix	
Title	
Street Address 1	421 SW 6th Ave Suite 500
Street Address 2	
City	Portland
State	Oregon
ZIP Code	97204
E-mail Address	wendy.smith@portlandoregon.gov
Phone Number	(503)823-2386
Extension	
Fax Number	

Q01b. Grant Information

As of 8/20/2021

Fiscal Year	Grant Number	Current Authorized Amount	Total Drawn	Balance	Obligation Date	Expenditure Deadline
2020	E20MC410003	\$747,743.00	\$485,724.69	\$262,018.31	9/1/2020	9/1/2022
2019	E19MC410003	\$728,939.00	\$603,450.04	\$125,488.96	7/31/2019	7/31/2021
2018	E18MC410003	\$701,174.00	\$701,174.00	\$0	8/22/2018	8/22/2020
2017	E17MC410003	\$698,443.00	\$698,443.00	\$0	9/22/2017	9/22/2019
2016	E16MC410003	\$702,193.00	\$699,992.78	\$2,200.22	9/16/2016	9/16/2018
2015	E15MC410003	\$708,283.00	\$708,283.00	\$0	7/30/2015	7/30/2017
2014	E14MC410001	\$663,180.00	\$663,180.00	\$0	8/28/2014	8/28/2016
2013	E13MC410001	\$561,868.00	\$561,868.00	\$0	9/24/2013	9/24/2015
2012						
2011						
Total		\$5,511,823.00	\$5,122,115.51	\$389,707.49		

ESG Information from IDIS

CAPER reporting includes funds used from fiscal year:

2020

Project types carried out during the program year

Enter the number of each type of projects funded through ESG during this program year.

Street Outreach	0
Emergency Shelter	1
Transitional Housing (grandfathered under ES)	0
Day Shelter (funded under ES)	0
Rapid Re-Housing	0
Homelessness Prevention	0

Q01c. Additional Information

HMIS

Comparable Database

Are 100% of the project(s) funded through ESG, which are allowed to use HMIS, entering data into HMIS?	Yes
Have all of the projects entered data into Sage via a CSV - CAPER Report upload?	Yes
Are 100% of the project(s) funded through ESG, which are allowed to use a comparable database, entering data into the comparable database?	Yes
Have all of the projects entered data into Sage via a CSV - CAPER Report upload?	Yes

Q04a: Project Identifiers in HMIS

Organization Name	Organization ID	Project Name	Project ID	HMIS Project Type	Method for Tracking ES	Affiliated with a residential project	Project IDs of affiliations	CoC Number	Geocode	Victim Service Provider	HMIS Software Name	Report Start Date	Report End Date	CSV Exception?	Uploaded via emailed hyperlink?
Transition Projects (TPI) - Agency - SP	19	Transition Projects (TPI) - Laurelwood Center	7130	1	0			OR-501	411098	0	ServicePoint	2020-07-01	2021-06-30	No	Yes

Q05a: Report Validations Table

Total Number of Persons Served	298
Number of Adults (Age 18 or Over)	298
Number of Children (Under Age 18)	0
Number of Persons with Unknown Age	0
Number of Leavers	245
Number of Adult Leavers	245
Number of Adult and Head of Household Leavers	245
Number of Stayers	53
Number of Adult Stayers	53
Number of Veterans	20
Number of Chronically Homeless Persons	98
Number of Youth Under Age 25	19
Number of Parenting Youth Under Age 25 with Children	0
Number of Adult Heads of Household	298
Number of Child and Unknown-Age Heads of Household	0
Heads of Households and Adult Stayers in the Project 365 Days or More	3

Q06a: Data Quality: Personally Identifying Information (PII)

Data Element	Client Doesn't Know/Refused	Information Missing	Data Issues	Total	% of Error Rate
Name	0	0	1	1	0.34 %
Social Security Number	9	0	50	59	19.80 %
Date of Birth	0	0	0	0	0.00 %
Race	22	0	0	22	7.38 %
Ethnicity	22	0	0	22	7.38 %
Gender	3	0	0	3	1.01 %
Overall Score				81	27.18 %

Q06b: Data Quality: Universal Data Elements

	Error Count	% of Error Rate
Veteran Status	2	0.67 %
Project Start Date	0	0.00 %
Relationship to Head of Household	0	0.00 %
Client Location	0	0.00 %
Disabling Condition	1	0.34 %

Q06c: Data Quality: Income and Housing Data Quality

	Error Count	% of Error Rate
Destination	134	54.69 %
Income and Sources at Start	0	0.00 %
Income and Sources at Annual Assessment	1	33.33 %
Income and Sources at Exit	0	0.00 %

Q06d: Data Quality: Chronic Homelessness

	Count of Total Records	Missing Time in Institution	Missing Time in Housing	Approximate Date Started DK/R/missing	Number of Times DK/R/missing	Number of Months DK/R/missing	% of Records Unable to Calculate
ES, SH, Street Outreach	298	0	0	0	22	15	9.00 %
TH	0	0	0	0	0	0	--
PH (All)	0	0	0	0	0	0	--
Total	298	0	0	0	0	0	9.00 %

Q06e: Data Quality: Timeliness

	Number of Project Start Records	Number of Project Exit Records
0 days	179	197
1-3 Days	32	17
4-6 Days	5	6
7-10 Days	4	5
11+ Days	25	20

Q06f: Data Quality: Inactive Records: Street Outreach & Emergency Shelter

	# of Records	# of Inactive Records	% of Inactive Records
Contact (Adults and Heads of Household in Street Outreach or ES - NBN)	0	0	--
Bed Night (All Clients in ES - NBN)	0	0	--

Q07a: Number of Persons Served

	Total	Without Children	With Children and Adults	With Only Children	Unknown Household Type
Adults	298	298	0	0	0
Children	0	0	0	0	0
Client Doesn't Know/ Client Refused	0	0	0	0	0
Data Not Collected	0	0	0	0	0
Total	298	298	0	0	0
For PSH & RRH – the total persons served who moved into housing	0	0	0	0	0

Q08a: Households Served

	Total	Without Children	With Children and Adults	With Only Children	Unknown Household Type
Total Households	298	298	0	0	0
For PSH & RRH – the total households served who moved into housing	0	0	0	0	0

Q08b: Point-in-Time Count of Households on the Last Wednesday

	Total	Without Children	With Children and Adults	With Only Children	Unknown Household Type
January	53	53	0	0	0
April	57	57	0	0	0
July	58	58	0	0	0
October	57	57	0	0	0

Q09a: Number of Persons Contacted

	All Persons Contacted	First contact – NOT staying on the Streets, ES, or SH	First contact – WAS staying on Streets, ES, or SH	First contact – Worker unable to determine
Once	0	0	0	0
2-5 Times	0	0	0	0
6-9 Times	0	0	0	0
10+ Times	0	0	0	0
Total Persons Contacted	0	0	0	0

Q09b: Number of Persons Engaged

	All Persons Contacted	First contact – NOT staying on the Streets, ES, or SH	First contact – WAS staying on Streets, ES, or SH	First contact – Worker unable to determine
Once	0	0	0	0
2-5 Contacts	0	0	0	0
6-9 Contacts	0	0	0	0
10+ Contacts	0	0	0	0
Total Persons Engaged	0	0	0	0
Rate of Engagement	0.00	0.00	0.00	0.00

Q10a: Gender of Adults

	Total	Without Children	With Children and Adults	Unknown Household Type
Male	105	105	0	0
Female	181	181	0	0
Trans Female (MTF or Male to Female)	3	3	0	0
Trans Male (FTM or Female to Male)	1	1	0	0
Gender Non-Conforming (i.e. not exclusively male or female)	5	5	0	0
Client Doesn't Know/Client Refused	3	3	0	0
Data Not Collected	0	0	0	0
Subtotal	298	298	0	0

Q10b: Gender of Children

	Total	With Children and Adults	With Only Children	Unknown Household Type
Male	0	0	0	0
Female	0	0	0	0
Trans Female (MTF or Male to Female)	0	0	0	0
Trans Male (FTM or Female to Male)	0	0	0	0
Gender Non-Conforming (i.e. not exclusively male or female)	0	0	0	0
Client Doesn't Know/Client Refused	0	0	0	0
Data Not Collected	0	0	0	0
Subtotal	0	0	0	0

Q10c: Gender of Persons Missing Age Information

	Total	Without Children	With Children and Adults	With Only Children	Unknown Household Type
Male	0	0	0	0	0
Female	0	0	0	0	0
Trans Female (MTF or Male to Female)	0	0	0	0	0
Trans Male (FTM or Female to Male)	0	0	0	0	0
Gender Non-Conforming (i.e. not exclusively male or female)	0	0	0	0	0
Client Doesn't Know/Client Refused	0	0	0	0	0
Data Not Collected	0	0	0	0	0
Subtotal	0	0	0	0	0

Q10d: Gender by Age Ranges

	Total	Under Age 18	Age 18-24	Age 25-61	Age 62 and over	Client Doesn't Know/ Client Refused	Data Not Collected
Male	105	0	8	94	3	0	0
Female	181	0	10	152	19	0	0
Trans Female (MTF or Male to Female)	3	0	0	3	0	0	0
Trans Male (FTM or Female to Male)	1	0	0	1	0	0	0
Gender Non-Conforming (i.e. not exclusively male or female)	5	0	1	4	0	0	0
Client Doesn't Know/Client Refused	3	0	0	3	0	0	0
Data Not Collected	0	0	0	0	0	0	0
Subtotal	298	0	19	257	22	0	0

Q11: Age

	Total	Without Children	With Children and Adults	With Only Children	Unknown Household Type
Under 5	0	0	0	0	0
5 - 12	0	0	0	0	0
13 - 17	0	0	0	0	0
18 - 24	19	19	0	0	0
25 - 34	79	79	0	0	0
35 - 44	83	83	0	0	0
45 - 54	61	61	0	0	0
55 - 61	34	34	0	0	0
62+	22	22	0	0	0
Client Doesn't Know/Client Refused	0	0	0	0	0
Data Not Collected	0	0	0	0	0
Total	298	298	0	0	0

Q12a: Race


	Total	Without Children	With Children and Adults	With Only Children	Unknown Household Type
White	199	199	0	0	0
Black or African American	30	30	0	0	0
Asian	3	3	0	0	0
American Indian or Alaska Native	13	13	0	0	0
Native Hawaiian or Other Pacific Islander	6	6	0	0	0
Multiple Races	23	23	0	0	0
Client Doesn't Know/Client Refused	24	24	0	0	0
Data Not Collected	0	0	0	0	0
Total	298	298	0	0	0

Q12b: Ethnicity

	Total	Without Children	With Children and Adults	With Only Children	Unknown Household Type
Non-Hispanic/Non-Latino	243	243	0	0	0
Hispanic/Latino	33	33	0	0	0
Client Doesn't Know/Client Refused	22	22	0	0	0
Data Not Collected	0	0	0	0	0
Total	298	298	0	0	0


Q13a1: Physical and Mental Health Conditions at Start

	Total Persons	Without Children	Adults in HH with Children & Adults	Children in HH with Children & Adults	With Children and Adults 	With Only Children	Unknown Household Type
Mental Health Problem	97	97	0	0	--	0	0
Alcohol Abuse	10	10	0	0	--	0	0
Drug Abuse	28	28	0	0	--	0	0
Both Alcohol and Drug Abuse	14	14	0	0	--	0	0
Chronic Health Condition	61	61	0	0	--	0	0
HIV/AIDS	1	1	0	0	--	0	0
Developmental Disability	15	15	0	0	--	0	0
Physical Disability	83	83	0	0	--	0	0

 The "With Children and Adults" column is retired as of 10/1/2019 and replaced with the columns "Adults in HH with Children & Adults" and "Children in HH with Children & Adults".


Q13b1: Physical and Mental Health Conditions at Exit

	Total Persons	Without Children	Adults in HH with Children & Adults	Children in HH with Children & Adults	With Children and Adults 	With Only Children	Unknown Household Type
Mental Health Problem	86	86	0	0	--	0	0
Alcohol Abuse	11	11	0	0	--	0	0
Drug Abuse	27	27	0	0	--	0	0
Both Alcohol and Drug Abuse	13	13	0	0	--	0	0
Chronic Health Condition	61	61	0	0	--	0	0
HIV/AIDS	1	1	0	0	--	0	0
Developmental Disability	15	15	0	0	--	0	0
Physical Disability	68	68	0	0	--	0	0

 The "With Children and Adults" column is retired as of 10/1/2019 and replaced with the columns "Adults in HH with Children & Adults" and "Children in HH with Children & Adults".

Q13c1: Physical and Mental Health Conditions for Stayers

	Total Persons	Without Children	Adults in HH with Children & Adults	Children in HH with Children & Adults	With Children and Adults 	With Only Children	Unknown Household Type
Mental Health Problem	14	14	0	0	--	0	0
Alcohol Abuse	0	0	0	0	--	0	0
Drug Abuse	3	3	0	0	--	0	0
Both Alcohol and Drug Abuse	2	2	0	0	--	0	0
Chronic Health Condition	12	12	0	0	--	0	0
HIV/AIDS	0	0	0	0	--	0	0
Developmental Disability	4	4	0	0	--	0	0
Physical Disability	19	19	0	0	--	0	0

 The "With Children and Adults" column is retired as of 10/1/2019 and replaced with the columns "Adults in HH with Children & Adults" and "Children in HH with Children & Adults".

Q14a: Domestic Violence History

	Total	Without Children	With Children and Adults	With Only Children	Unknown Household Type
Yes	140	140	0	0	0
No	149	149	0	0	0
Client Doesn't Know/Client Refused	9	9	0	0	0
Data Not Collected	0	0	0	0	0
Total	298	298	0	0	0

Q14b: Persons Fleeing Domestic Violence

	Total	Without Children	With Children and Adults	With Only Children	Unknown Household Type
Yes	37	37	0	0	0
No	87	87	0	0	0
Client Doesn't Know/Client Refused	16	16	0	0	0
Data Not Collected	0	0	0	0	0
Total	140	140	0	0	0

Q15: Living Situation

	Total	Without Children	With Children and Adults	With Only Children	Unknown Household Type
Homeless Situations	0	0	0	0	0
Emergency shelter, including hotel or motel paid for with emergency shelter voucher	55	55	0	0	0
Transitional housing for homeless persons (including homeless youth)	7	7	0	0	0
Place not meant for habitation	177	177	0	0	0
Safe Haven	0	0	0	0	0
Host Home (non-crisis)	0	0	0	0	0
Interim Housing ☞	0	0	0	0	0
Subtotal	239	239	0	0	0
Institutional Settings	0	0	0	0	0
Psychiatric hospital or other psychiatric facility	0	0	0	0	0
Substance abuse treatment facility or detox center	1	1	0	0	0
Hospital or other residential non-psychiatric medical facility	2	2	0	0	0
Jail, prison or juvenile detention facility	2	2	0	0	0
Foster care home or foster care group home	0	0	0	0	0
Long-term care facility or nursing home	0	0	0	0	0
Residential project or halfway house with no homeless criteria	0	0	0	0	0
Subtotal	5	5	0	0	0
Other Locations	0	0	0	0	0
Permanent housing (other than RRH) for formerly homeless persons	3	3	0	0	0
Owned by client, no ongoing housing subsidy	0	0	0	0	0
Owned by client, with ongoing housing subsidy	0	0	0	0	0
Rental by client, with RRH or equivalent subsidy	0	0	0	0	0
Rental by client, with HCV voucher (tenant or project based)	0	0	0	0	0
Rental by client in a public housing unit	0	0	0	0	0
Rental by client, no ongoing housing subsidy	3	3	0	0	0
Rental by client, with VASH subsidy	0	0	0	0	0
Rental by client with GPD TIP subsidy	0	0	0	0	0
Rental by client, with other housing subsidy	0	0	0	0	0
Hotel or motel paid for without emergency shelter voucher	14	14	0	0	0
Staying or living in a friend's room, apartment or house	18	18	0	0	0
Staying or living in a family member's room, apartment or house	10	10	0	0	0
Client Doesn't Know/Client Refused	6	6	0	0	0
Data Not Collected	0	0	0	0	0
Subtotal	54	54	0	0	0
Total	298	298	0	0	0

☞ Interim housing is retired as of 10/1/2019.

Q16: Cash Income - Ranges

	Income at Start	Income at Latest Annual Assessment for Stayers	Income at Exit for Leavers
No income	193	1	150
\$1 - \$150	10	1	6
\$151 - \$250	4	0	1
\$251 - \$500	5	0	5
\$501 - \$1000	57	0	42
\$1,001 - \$1,500	16	0	23
\$1,501 - \$2,000	5	0	7
\$2,001+	3	0	7
Client Doesn't Know/Client Refused	0	0	0
Data Not Collected	5	0	4
Number of Adult Stayers Not Yet Required to Have an Annual Assessment	0	50	0
Number of Adult Stayers Without Required Annual Assessment	0	1	0
Total Adults	298	53	245

Q17: Cash Income - Sources

	Income at Start	Income at Latest Annual Assessment for Stayers	Income at Exit for Leavers
Earned Income	22	0	30
Unemployment Insurance	6	0	9
SSI	46	0	31
SSDI	20	0	20
VA Service-Connected Disability Compensation	2	0	2
VA Non-Service Connected Disability Pension	0	0	0
Private Disability Insurance	0	0	0
Worker's Compensation	0	0	0
TANF or Equivalent	6	0	4
General Assistance	1	0	1
Retirement (Social Security)	4	0	2
Pension from Former Job	0	0	0
Child Support	2	0	0
Alimony (Spousal Support)	0	0	0
Other Source	7	1	3
Adults with Income Information at Start and Annual Assessment/Exit	0	2	0

Q19b: Disabling Conditions and Income for Adults at Exit

	AO: Adult with Disabling Condition	AO: Adult without Disabling Condition	AO: Total Adults	AO: % with Disabling Condition by Source	AC: Adult with Disabling Condition	AC: Adult without Disabling Condition	AC: Total Adults	AC: % with Disabling Condition by Source	UK: Adult with Disabling Condition	UK: Adult without Disabling Condition	UK: Total Adults	UK: % with Disabling Condition by Source
Earned Income	13	19	32	41.00 %	0	0	0	--	0	0	0	--
Supplemental Security Income (SSI)	25	6	31	81.00 %	0	0	0	--	0	0	0	--
Social Security Disability Insurance (SSDI)	20	1	21	95.00 %	0	0	0	--	0	0	0	--
VA Service-Connected Disability Compensation	1	1	2	50.00 %	0	0	0	--	0	0	0	--
Private Disability Insurance	0	0	0	--	0	0	0	--	0	0	0	--
Worker's Compensation	0	0	0	--	0	0	0	--	0	0	0	--
Temporary Assistance for Needy Families (TANF)	4	0	4	100.00 %	0	0	0	--	0	0	0	--
Retirement Income from Social Security	2	0	2	100.00 %	0	0	0	--	0	0	0	--
Pension or retirement income from a former job	0	0	0	--	0	0	0	--	0	0	0	--
Child Support	0	0	0	--	0	0	0	--	0	0	0	--
Other source	7	7	14	50.00 %	0	0	0	--	0	0	0	--
No Sources	76	72	148	51.00 %	0	0	0	--	0	0	0	--
Unduplicated Total Adults	138	105	243		0	0	0		0	0	0	

Q20a: Type of Non-Cash Benefit Sources

	Benefit at Start	Benefit at Latest Annual Assessment for Stayers	Benefit at Exit for Leavers
Supplemental Nutritional Assistance Program	203	2	169
WIC	3	0	3
TANF Child Care Services	2	0	1
TANF Transportation Services	0	0	0
Other TANF-Funded Services	2	0	0
Other Source	0	0	0

Q21: Health Insurance

	At Start	At Annual Assessment for Stayers	At Exit for Leavers
Medicaid	202	2	169
Medicare	25	0	22
State Children's Health Insurance Program	0	0	0
VA Medical Services	6	0	5
Employer Provided Health Insurance	3	0	3
Health Insurance Through COBRA	0	0	0
Private Pay Health Insurance	3	0	3
State Health Insurance for Adults	7	0	7
Indian Health Services Program	0	0	0
Other	4	0	6
No Health Insurance	67	0	47
Client Doesn't Know/Client Refused	2	0	2
Data Not Collected	0	1	0
Number of Stayers Not Yet Required to Have an Annual Assessment	0	50	0
1 Source of Health Insurance	212	2	180
More than 1 Source of Health Insurance	19	0	17

Q22a2: Length of Participation – ESG Projects

	Total	Leavers	Stayers
0 to 7 days	56	49	7
8 to 14 days	47	31	16
15 to 21 days	25	22	3
22 to 30 days	27	23	4
31 to 60 days	42	40	2
61 to 90 days	20	20	0
91 to 180 days	39	28	11
181 to 365 days	32	25	7
366 to 730 days (1-2 Yrs)	10	7	3
731 to 1,095 days (2-3 Yrs)	0	0	0
1,096 to 1,460 days (3-4 Yrs)	0	0	0
1,461 to 1,825 days (4-5 Yrs)	0	0	0
More than 1,825 days (> 5 Yrs)	0	0	0
Data Not Collected	0	0	0
Total	298	245	53

Q22c: Length of Time between Project Start Date and Housing Move-in Date

	Total	Without Children	With Children and Adults	With Only Children	Unknown Household Type
7 days or less	0	0	0	0	0
8 to 14 days	0	0	0	0	0
15 to 21 days	0	0	0	0	0
22 to 30 days	0	0	0	0	0
31 to 60 days	0	0	0	0	0
61 to 180 days	0	0	0	0	0
181 to 365 days	0	0	0	0	0
366 to 730 days (1-2 Yrs)	0	0	0	0	0
Total (persons moved into housing)	0	0	0	0	0
Average length of time to housing	--	--	--	--	--
Persons who were exited without move-in	0	0	0	0	0
Total persons	0	0	0	0	0

Q22d: Length of Participation by Household Type

	Total	Without Children	With Children and Adults	With Only Children	Unknown Household Type
7 days or less	56	56	0	0	0
8 to 14 days	47	47	0	0	0
15 to 21 days	25	25	0	0	0
22 to 30 days	27	27	0	0	0
31 to 60 days	42	42	0	0	0
61 to 90 days	20	20	0	0	0
91 to 180 days	39	39	0	0	0
181 to 365 days	32	32	0	0	0
366 to 730 days (1-2 Yrs)	10	10	0	0	0
731 to 1,095 days (2-3 Yrs)	0	0	0	0	0
1,096 to 1,460 days (3-4 Yrs)	0	0	0	0	0
1,461 to 1,825 days (4-5 Yrs)	0	0	0	0	0
More than 1,825 days (> 5 Yrs)	0	0	0	0	0
Data Not Collected	0	0	0	0	0
Total	298	298	0	0	0

Q22e: Length of Time Prior to Housing - based on 3.917 Date Homelessness Started

	Total	Without Children	With Children and Adults	With Only Children	Unknown Household Type
7 days or less	33	33	0	0	0
8 to 14 days	11	11	0	0	0
15 to 21 days	7	7	0	0	0
22 to 30 days	10	10	0	0	0
31 to 60 days	19	19	0	0	0
61 to 180 days	50	50	0	0	0
181 to 365 days	40	40	0	0	0
366 to 730 days (1-2 Yrs)	28	28	0	0	0
731 days or more	100	100	0	0	0
Total (persons moved into housing)	298	298	0	0	0
Not yet moved into housing	0	0	0	0	0
Data not collected	0	0	0	0	0
Total persons	298	298	0	0	0

Q23c: Exit Destination – All persons

	Total	Without Children	With Children and Adults	With Only Children	Unknown Household Type
Permanent Destinations	0	0	0	0	0
Moved from one HOPWA funded project to HOPWA PH	0	0	0	0	0
Owned by client, no ongoing housing subsidy	0	0	0	0	0
Owned by client, with ongoing housing subsidy	0	0	0	0	0
Rental by client, no ongoing housing subsidy	12	12	0	0	0
Rental by client, with VASH housing subsidy	0	0	0	0	0
Rental by client, with GPD TIP housing subsidy	0	0	0	0	0
Rental by client, with other ongoing housing subsidy	14	14	0	0	0
Permanent housing (other than RRH) for formerly homeless persons	2	2	0	0	0
Staying or living with family, permanent tenure	1	1	0	0	0
Staying or living with friends, permanent tenure	4	4	0	0	0
Rental by client, with RRH or equivalent subsidy	3	3	0	0	0
Rental by client, with HCV voucher (tenant or project based)	0	0	0	0	0
Rental by client in a public housing unit	0	0	0	0	0
Subtotal	36	36	0	0	0
Temporary Destinations	0	0	0	0	0
Emergency shelter, including hotel or motel paid for with emergency shelter voucher	46	46	0	0	0
Moved from one HOPWA funded project to HOPWA TH	0	0	0	0	0
Transitional housing for homeless persons (including homeless youth)	5	5	0	0	0
Staying or living with family, temporary tenure (e.g. room, apartment or house)	3	3	0	0	0
Staying or living with friends, temporary tenure (e.g. room, apartment or house)	2	2	0	0	0
Place not meant for habitation (e.g., a vehicle, an abandoned building, bus/train/subway station/airport or anywhere outside)	10	10	0	0	0
Safe Haven	0	0	0	0	0
Hotel or motel paid for without emergency shelter voucher	2	2	0	0	0
Host Home (non-crisis)	0	0	0	0	0
Subtotal	68	68	0	0	0
Institutional Settings	0	0	0	0	0
Foster care home or group foster care home	0	0	0	0	0
Psychiatric hospital or other psychiatric facility	0	0	0	0	0
Substance abuse treatment facility or detox center	5	5	0	0	0
Hospital or other residential non-psychiatric medical facility	1	1	0	0	0
Jail, prison, or juvenile detention facility	1	1	0	0	0
Long-term care facility or nursing home	0	0	0	0	0
Subtotal	7	7	0	0	0
Other Destinations	0	0	0	0	0
Residential project or halfway house with no homeless criteria	0	0	0	0	0
Deceased	0	0	0	0	0
Other	0	0	0	0	0
Client Doesn't Know/Client Refused	134	134	0	0	0
Data Not Collected (no exit interview completed)	0	0	0	0	0
Subtotal	134	134	0	0	0
Total	245	245	0	0	0
Total persons exiting to positive housing destinations	36	36	0	0	0
Total persons whose destinations excluded them from the calculation	1	1	0	0	0
Percentage	14.75 %	14.75 %	--	--	--

Q24: Homelessness Prevention Housing Assessment at Exit

	Total	Without Children	With Children and Adults	With Only Children	Unknown Household Type
Able to maintain the housing they had at project start--Without a subsidy	0	0	0	0	0
Able to maintain the housing they had at project start--With the subsidy they had at project start	0	0	0	0	0
Able to maintain the housing they had at project start--With an on-going subsidy acquired since project start	0	0	0	0	0
Able to maintain the housing they had at project start--Only with financial assistance other than a subsidy	0	0	0	0	0
Moved to new housing unit--With on-going subsidy	0	0	0	0	0
Moved to new housing unit--Without an on-going subsidy	0	0	0	0	0
Moved in with family/friends on a temporary basis	0	0	0	0	0
Moved in with family/friends on a permanent basis	0	0	0	0	0
Moved to a transitional or temporary housing facility or program	0	0	0	0	0
Client became homeless – moving to a shelter or other place unfit for human habitation	0	0	0	0	0
Client went to jail/prison	0	0	0	0	0
Client died	0	0	0	0	0
Client doesn't know/Client refused	0	0	0	0	0
Data not collected (no exit interview completed)	0	0	0	0	0
Total	0	0	0	0	0

Q25a: Number of Veterans

	Total	Without Children	With Children and Adults	Unknown Household Type
Chronically Homeless Veteran	6	6	0	0
Non-Chronically Homeless Veteran	14	14	0	0
Not a Veteran	276	276	0	0
Client Doesn't Know/Client Refused	2	2	0	0
Data Not Collected	0	0	0	0
Total	298	298	0	0

Q26b: Number of Chronically Homeless Persons by Household

	Total	Without Children	With Children and Adults	With Only Children	Unknown Household Type
Chronically Homeless	98	98	0	0	0
Not Chronically Homeless	177	177	0	0	0
Client Doesn't Know/Client Refused	23	23	0	0	0
Data Not Collected	0	0	0	0	0
Total	298	298	0	0	0