



PORTLAND PARKS & RECREATIONSM

Healthy Parks, Healthy Portland



Steel Bridge Skatepark Project in Old Town

Project Advisory Committee Meeting #3

Thursday, March 19, 2026

5:00-7:00PM

Project Advisory Committee Meeting #3



- ❖ Welcome, Settle, Introductions, and Agenda Overview
- ❖ Site Visit
- ❖ Project Updates
- ❖ Review Group Agreements and Fist-to-Five Voting
- ❖ Survey Review and Discussion
- ❖ CE Next Steps and Close

Watch video:

<https://vimeo.com/1169673497?fl=pl&fe=sh>

Project Updates

- ❖ Current project status
- ❖ Context to the waterfront
- ❖ Site updates



Group Agreements

- ❖ Assume best intentions;
- ❖ MUSIC – Make up something interesting, collaborate (Don't shut ideas down);
- ❖ Use the consensus model to come to agreements (fist to five);
- ❖ WAIT – Stepping in/stepping out, ask “Why Am I Talking?” to make sure other's have a chance to voice their opinions (sometimes waiting up to 10 seconds of silence is okay/good as it gives people time to process);
- ❖ Listen carefully to each other;
- ❖ Fully consider community needs, ideas, feedback;
- ❖ Work together to recommend a community-supported park and plaza design that reflects community priorities and project goals.



Consensus

Fist to Five Voting



No way.



We need to
talk about this.



I have
reservations.



I'm okay
with it.



Sounds good.



Total
agreement.

If all members show three fingers or higher, consensus is reached.

If most members are 3+ but few show 1 or 2, the group will pause for discussion.

If one person shows a fist, their concerns will be addressed before proceeding.

If no consensus is reached after two rounds, the committee will move forward with a majority vote, with dissent captured.

Survey Discussion



While we review the summary, please consider the discussion questions:

- ❖ Does this data reflect the vision of the community?
- ❖ Are you noticing any gaps in the data?
- ❖ What are some areas in the data that could be up for interpretation?
- ❖ Are we moving in the right direction?
- ❖ Is there a question we're missing to receive additional feedback or insights?

Survey Review

Community Engagement

Engagement included one in-person gathering (Feb 15) and an online survey (Feb 15–Mar 9). Outreach included the project webpage, social media, newsletters, flyers, postcards, partner channels, and postings at businesses.

Participation: Community Gathering: **300+ participants**, Survey responses: **535 total** (141 in-person, 394 online)

Language Groups – (see “Who We Heard From,” Question 3 for the full list):

English **441** | Spanish **71** | Chinese **38**

User Type – (*multiple selections*) Wheeled sports **380** | Skaters **264** | Non-skaters **103**

Residence – (*multiple selections*) District 2 **34%** | District 4 **32%** | District 3 **28%** | Outside Portland **21%** | District 1 **10%**

Age: 25–44 **64%** | 45–64 **20%** | 18–24 **10%** | 13–17 **3%** | 65+ **2%** | 12 & under **1%**

Gender Identity: Man **66%** | Woman **21%** | Prefer not to answer **5%** | Gender expansive **3%** | Transgender **3%** |
Nonbinary / questioning / Two-Spirit **<1% each**

Disability – Based on the question “Are you or someone in your family disabled or live with a disability”: No **80%** | Yes **20%**





Survey Review

Community Feedback Themes and Take-Aways

Community feedback consistently highlighted priorities for the project's design and function:

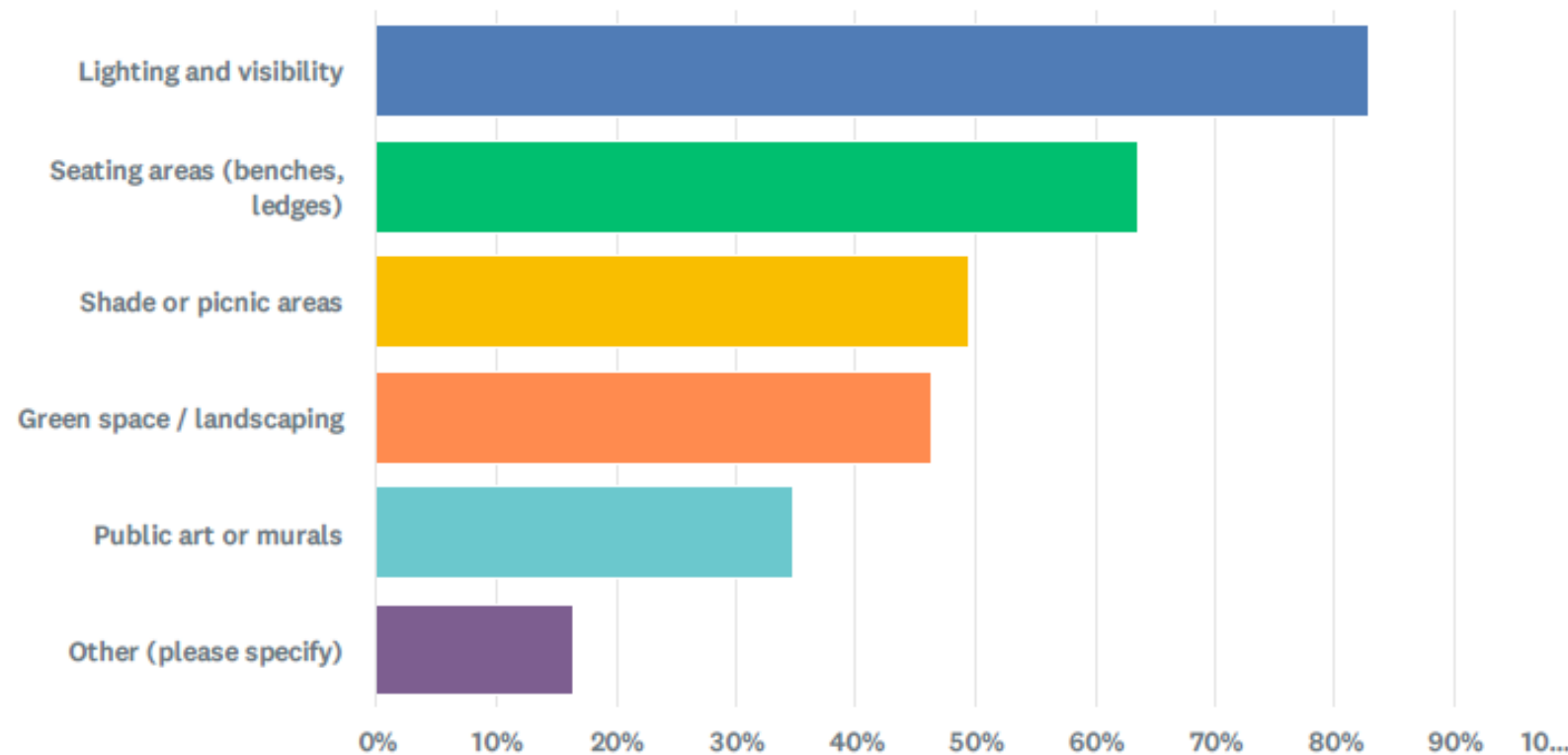
- **Year-Round Use:** Covered areas and lighting are critical for safe, dry, and usable space in all weather.
- **Street-Plaza Focus:** Prefer simple, durable street-style obstacles (ledges, curbs, rails, manual pads) over large bowls or transition-heavy features.
- **Open Space & Flow:** Leave space between features to allow multiple users, support safe riding, and create comfortable spectator areas.
- **Transit & Pedestrian Connections:** Prioritize access from Old Town/Chinatown, the Waterfront, pathways, public transit; ensure clear circulation and safe entry points.
- **Amenities:** Restrooms, drinking fountains, seating, and gathering areas for both all-wheeled-users and the pedestrians.
- **Inclusive Design:** Terrain for a range of ages and abilities, including beginners, intermediate, advanced, and adaptive riders, BMX, and all-wheeled-users.
- **Neighborhood Identity:** Integrate materials, art, and landscaping that reflect the cultural and historic context of Old Town/Chinatown.
- **Design Direction:** A covered, well-lit, street-plaza skate space with open areas, strong connectivity, and basic amenities that welcome all users while reflecting the local neighborhood.





What features would help make this a welcoming and safe space for everyone — skaters and non-skaters alike?

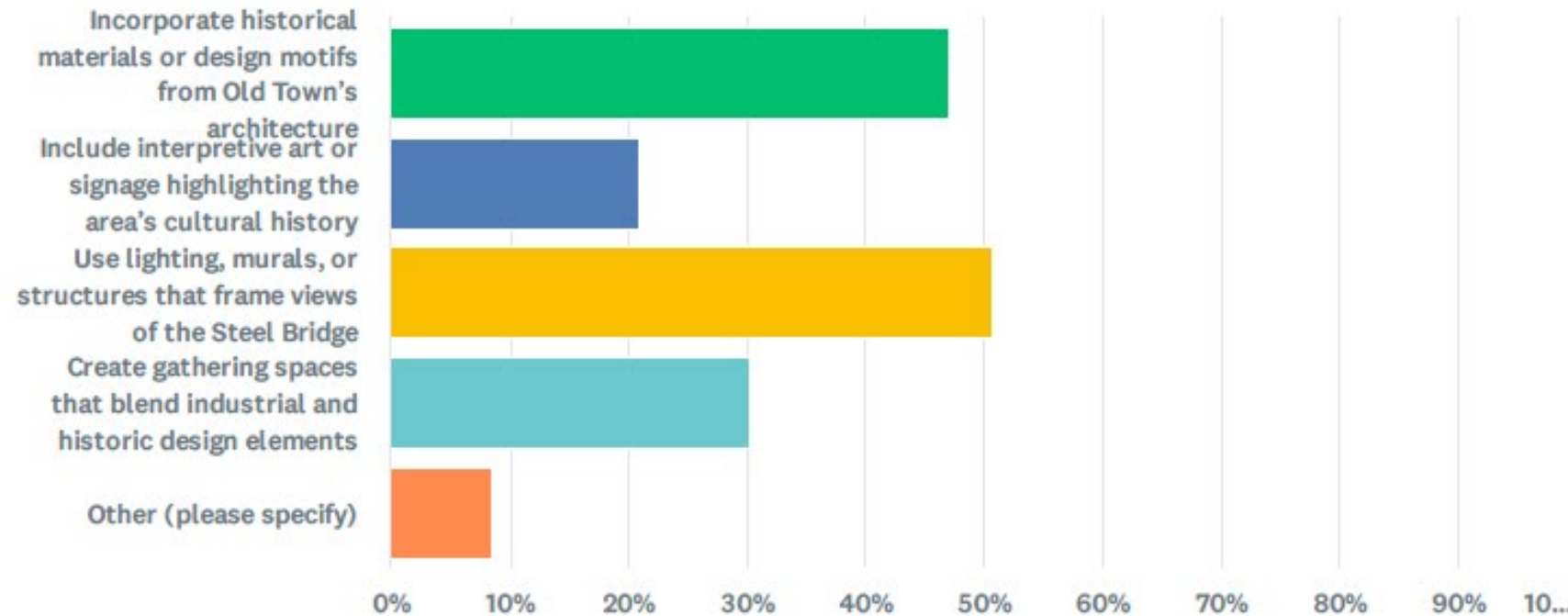
Answered: 529 Skipped: 6





How can the design celebrate the park's unique location and reflect Old Town's character and history?

Answered: 505 Skipped: 30

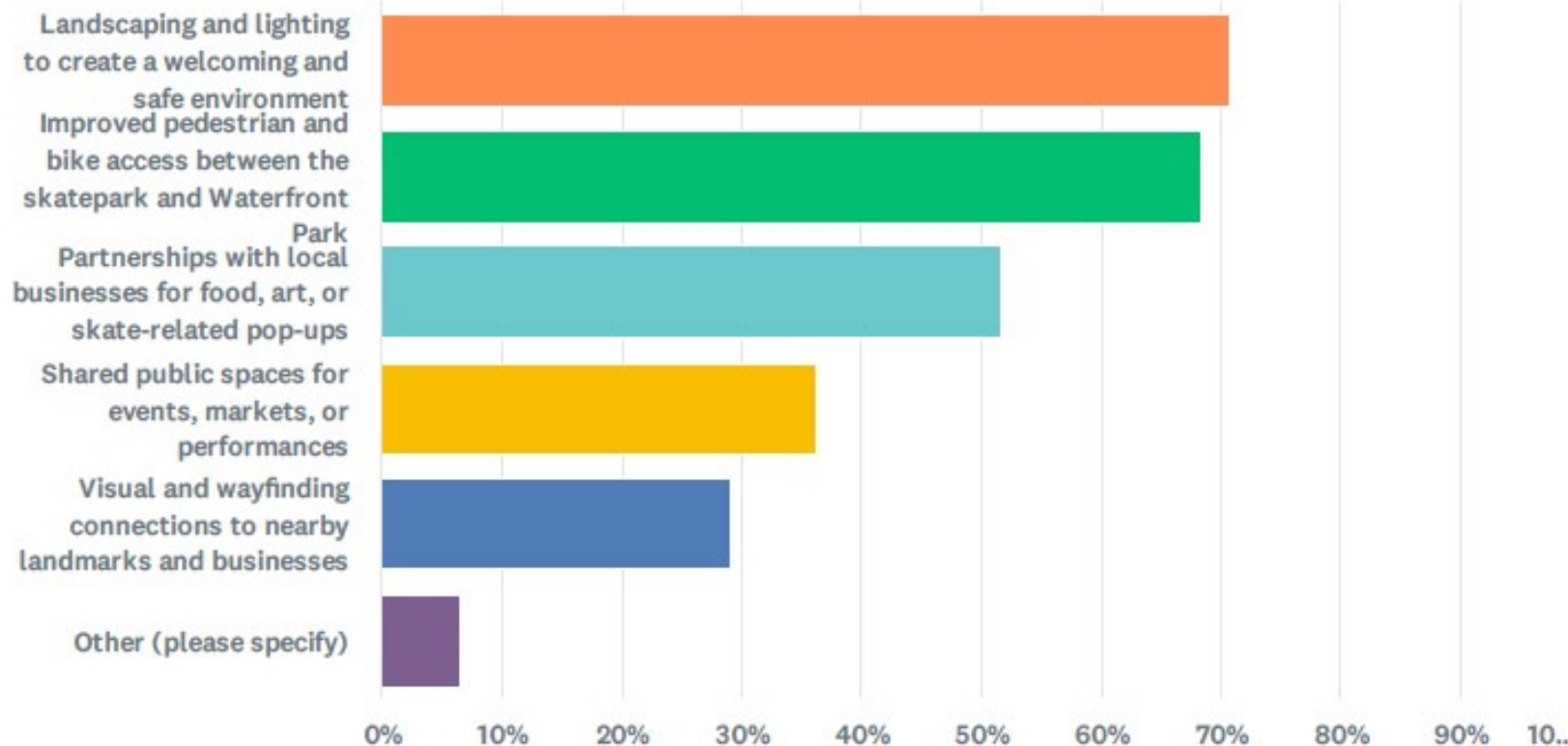




What should the design emphasize to better connect the park to Waterfront Park, nearby landmarks, and local businesses?

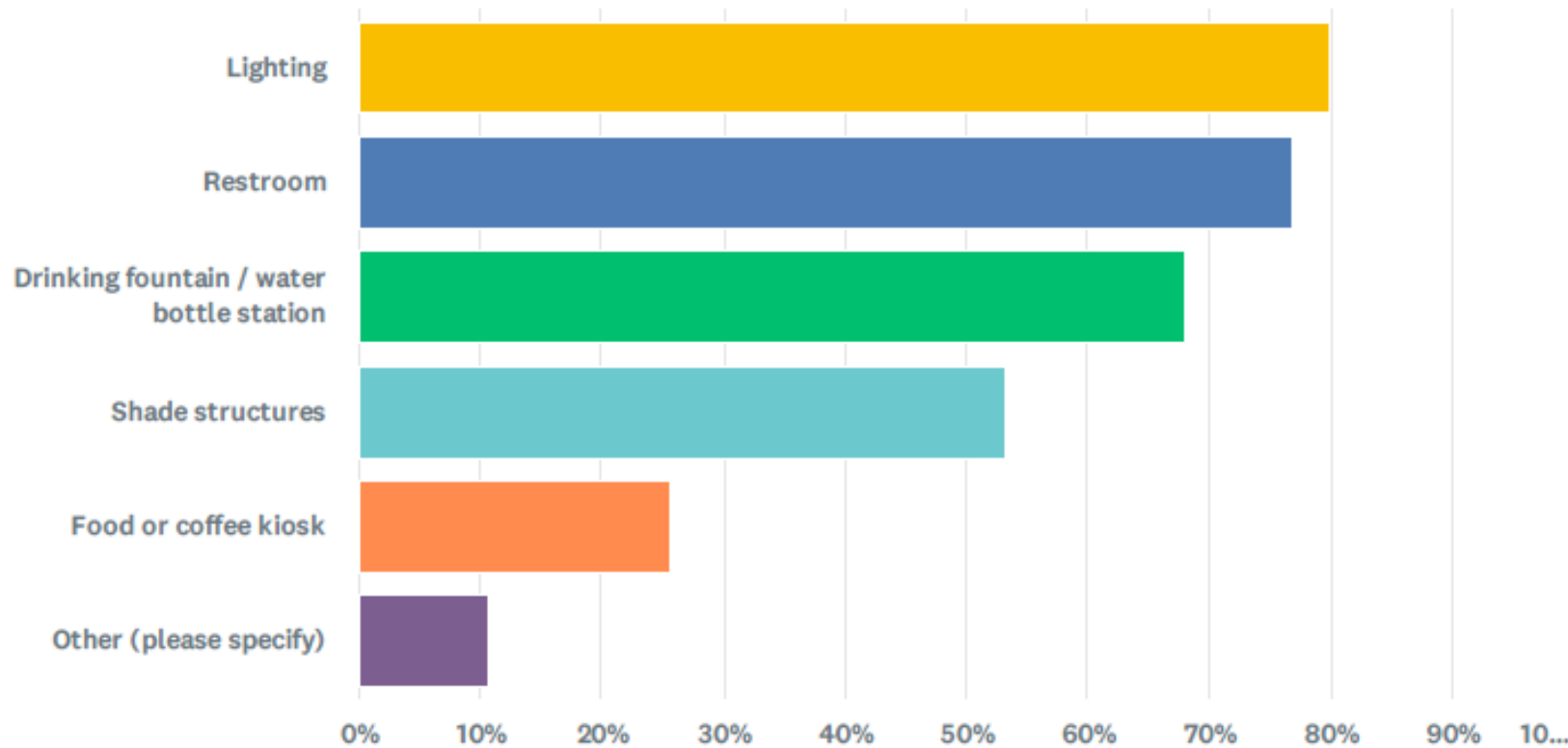


Answered: 517 Skipped: 18



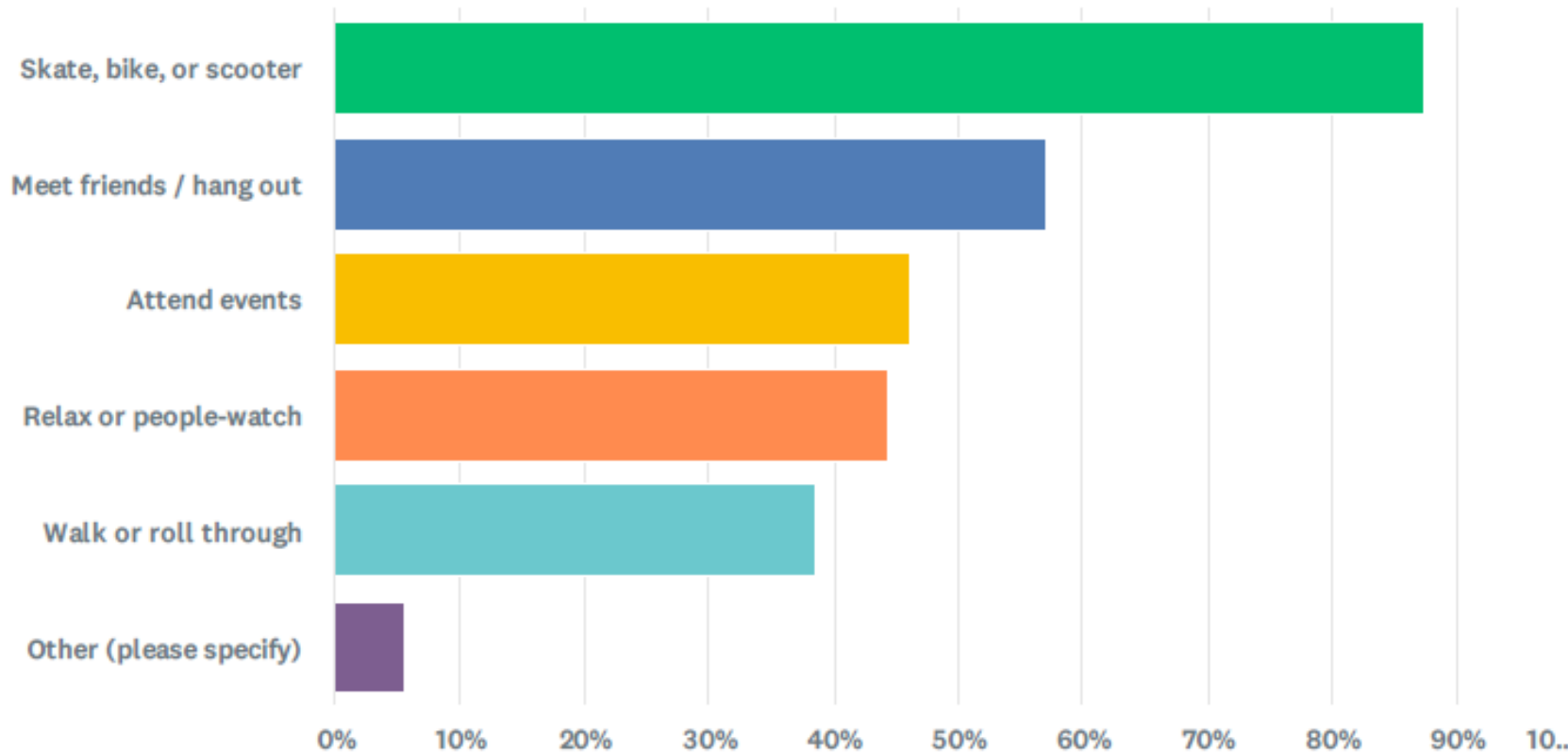
What amenities would you like to see included?

Answered: 526 Skipped: 9



How would you use the Steel Bridge Skatepark + Plaza?

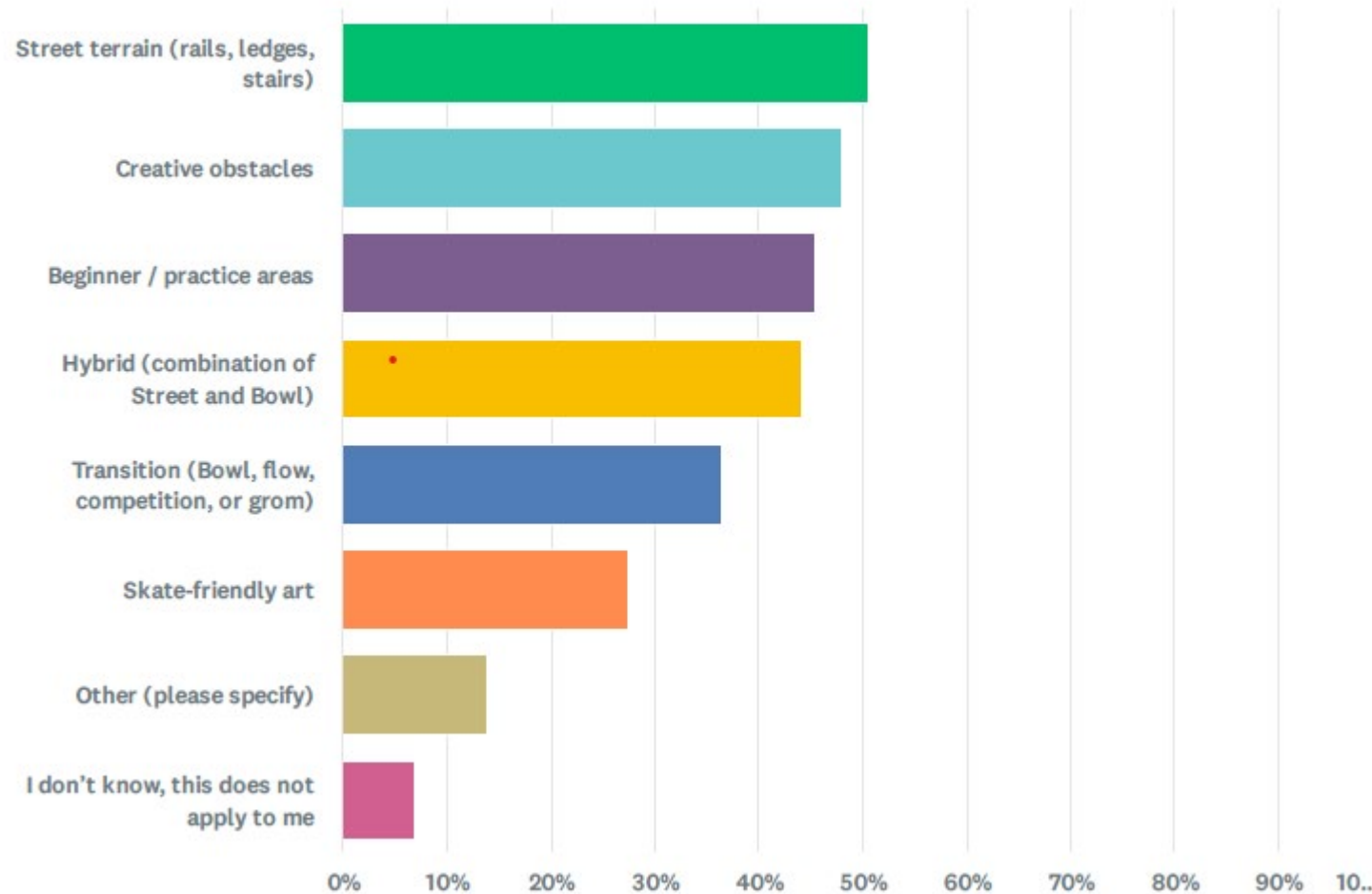
Answered: 528 Skipped: 7





What skate and ride features are most important to include?

Answered: 530 Skipped: 5

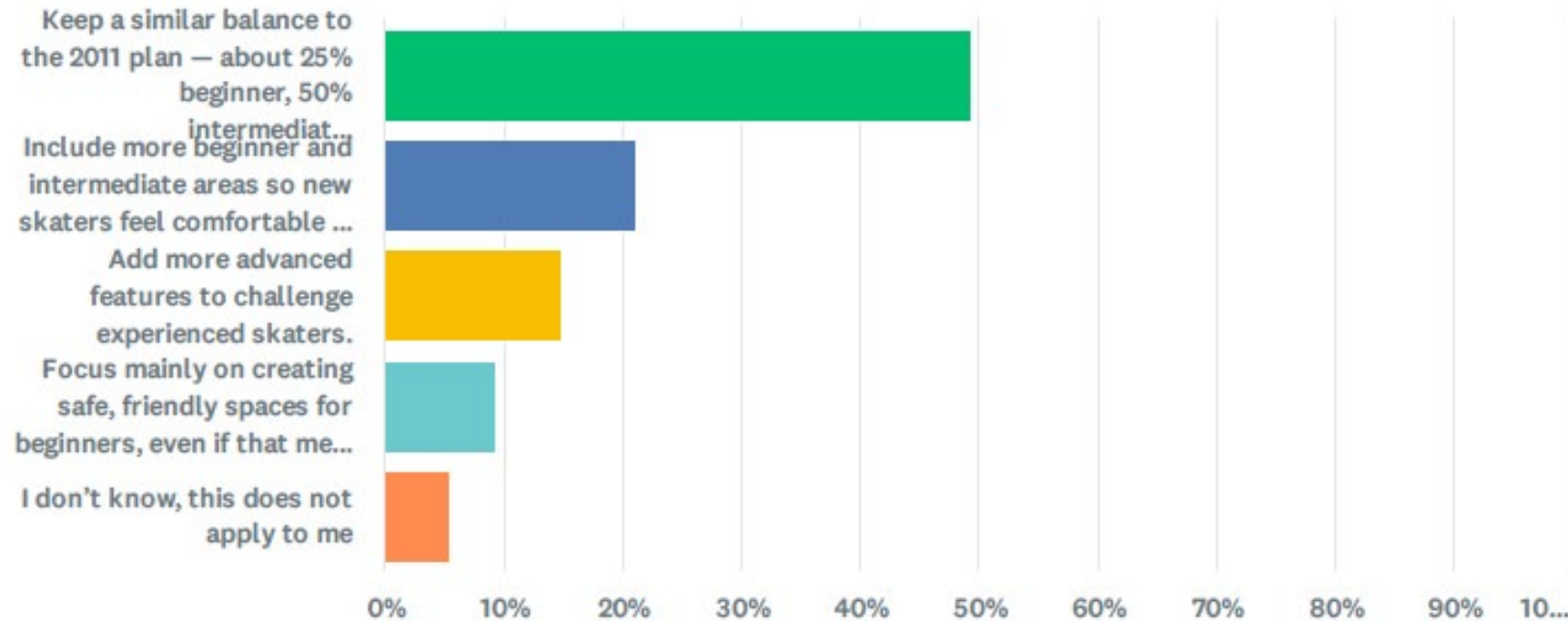




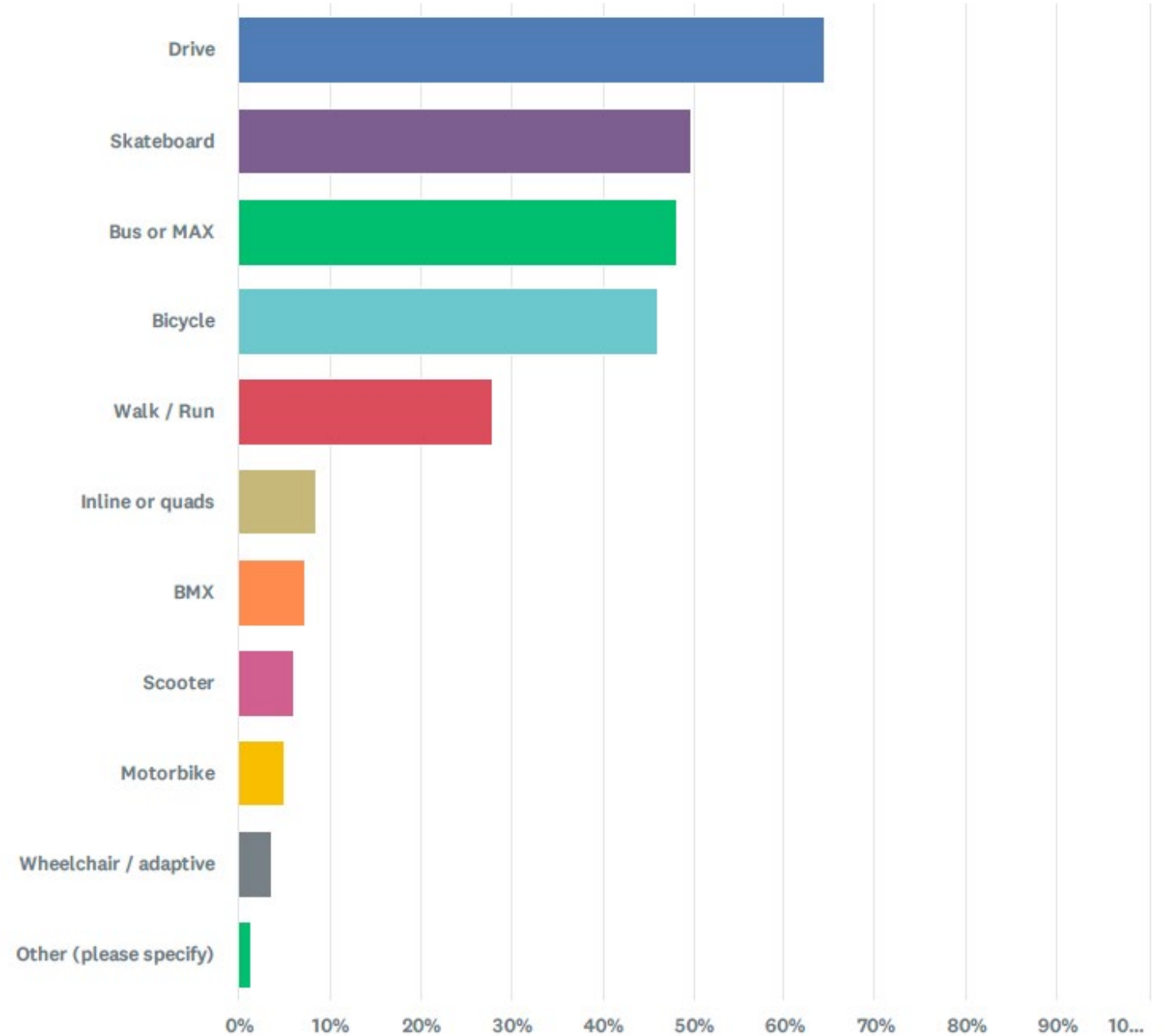
How should the skatepark be designed to welcome all levels of ability — from beginners to pros?



Answered: 526 Skipped: 9



What type of transportation will you use to get to the park or what type of physical activity do you plan on participating in at the park?



After looking at the design boards, what words describe your favorite features from any of the designs?

Urban Design Elements

- Trees **39%**
- Integrated Skate and Site Elements **28%**
- Art **27%**
- Tiered Seating **27%**
- Ribbon/Skateable Art **26%**
- Variety of Seating Options **23%**
- Accent Lighting **23%**
- Viewing Areas **22%**
- Custom Benches **20%**
- Gathering Zones **20%**
- Stormwater Planters **19%**
- Planting Areas **17%**
- Raised Planters **17%**
- Diving Board **12%**
- Park Entrances **11%**

Roof Structure Elements

- Integrated Lighting **47%**
- Translucent Portions of Roof/Sky windows **36%**
- Integrated Stormwater Control **26%**
- Origami Roof **25%**
- Skateable Columns **24%**
- Honeycomb Roof **22%**
- Folded Roof **14%**

Skate Terrain Elements

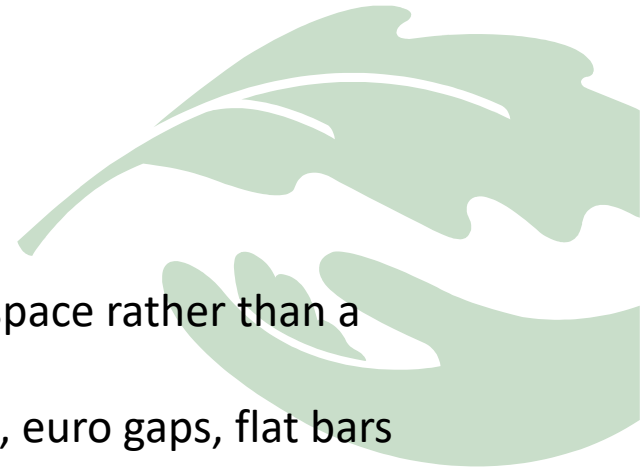
- Beginner Area **35%**
- Ledges **38%**
- Skateable Spaces **37%**
- Flow Bowl **37%**
- Slappy Curbs **36%**
- Historical Skate Spot Replicas **36%**
- Skateable Benches **34%**
- Skateable Art **32%**
- Street Plaza – Competition Style **32%**
- All-Ages Bowl **31%**
- Landscape Integration **31%**
- Unique Features **30%**
- Rails **26%**
- Materials and Textures **21%**
- Bump to Bar **19%**
- Standout Features **18%**
- Stair Sets **17%**





Summary of Comments (see Appendix 7 for a full breakdown)

- **Plaza-style skatepark design:** Strong preference for a street plaza integrated with public space rather than a traditional skatepark. **Approximately 40 responses.**
- **Street obstacles (ledges, rails, manual pads):** Requests for long ledges, curbs, rails, banks, euro gaps, flat bars and simple street features. **Approximately 35.**
- **Rain cover / roof:** Portland climate makes covered skating areas a major priority. **Approximately 25.**
- **Lighting for night use:** Requests for good lighting to enable safe evening riding. **Approximately 20.**
- **Avoid large bowls / transition-heavy parks:** Many respondents say Portland already has enough bowls, referencing nearby parks like Burnside Skatepark. **Approximately 20.**
- **Open space and flow:** Desire for less crowded design, more flat ground, better flow between features. **Approximately 18.**
- **Multi-use:** Support for BMX, roller skates, surfskate, and wheeled riders. **Approximately 18.**
- **Inclusive and beginner-friendly design:** Requests for accessible terrain for beginners, youth, older skaters, and adaptive riders. **Approximately 17.**
- **Material quality and durability:** Emphasis on smooth concrete, granite/stone ledges, durable coping. **Approximately 15.**



Survey Discussion



- ❖ Does this data reflect the vision of the community?
- ❖ Are you noticing any gaps in the data?
- ❖ What are some areas in the data that could be up for interpretation?
- ❖ Are we moving in the right direction?
- ❖ Is there a question we're missing to receive additional feedback or insights?

COMMUNITY ENGAGEMENT



Schedule 8+/- months:

- PAC Meeting 3 – now
 - Community Engagement 2 – June 2026
 - In-language CE – June 2026
 - Internal staff meetings
 - Skate forum
 - Youth focus group
 - Disability focus group
- Refine design**
- PAC Meeting 4
 - Internal staff meetings
 - Skate forum
 - Youth focus group
 - Disability focus group
 - Art process starts
- Refine design**
- PAC Meeting 5
 - Community Engagement 3
 - Internal staff meetings
- Final design**

Next Steps, Questions, Feedback

Project Team Next Steps

- Share materials from this meeting
- Refine designs and logistics for Community Gathering 2
- Share survey summary and notes to webpage
- Provide updates as available

PAC Next Steps

- Review notes from the meeting
- Outreach support for Community Gathering 2 – Aspen will share information once available



STEEL BRIDGE SKATEPARK



PORTLAND PARKS & RECREATION

