



PORTLAND PARKS & RECREATIONSM

Healthy Parks, Healthy Portland



Community Needs Survey Results Citywide Analysis

COMPREHENSIVE REPORT

Survey Conducted Summer 2017



1120 SW 5th Ave., Suite 1302
Portland, Oregon 97204
portlandparks.org



Commissioner Amanda Fritz
Director Mike Abbaté

Contents

Executive Summary	1
Background	5
Methodology	7
Interpreting the Results	8
Results	11
Parks	11
Recreation	18
Urban Forestry	25
Long-Term Planning	28
Outreach and Marketing	33
Comments	36
Comparison to Previous Surveys	40
Demographics for Survey Participants	41
Gender	41
Discussion	53
Survey Limitations	53
Survey Sections	53
Conclusion	55
Appendix 1. Comments - Poor Park Rating	57
Appendix 2. Comments - Barriers to Park Visitation	58
Appendix 3. Comments - Poor Recreation Programming Rating	71
Appendix 4. Comments - Barriers to Recreation Programming Participation	72
Appendix 5. Comments - General	78
Appendix 6. Survey Research Lab Methodology	107
Appendix 7. Web Survey Instrument	112
Appendix 8. Recruitment Letter	122
Appendix 9. Phone Survey Instrument	127

LIST OF FIGURES

Figure 1. Visitor Information & Survey Trends Analysis (VISTA) components	5
Figure 2. Frequency of park visitation	12
Figure 4. Barriers to visiting a park	13
Figure 5. “Other” barriers to visiting a park	14
Figure 6. Level of service for park features	17
Figure 7. Frequency of recreation program participation	18
Figure 8. Recreation program rating by those who have participated in a program	19
Figure 9. Barriers to participation in recreation programs	20
Figure 10. “Other” barriers to recreational program participation	21
Figure 11. Average level of importance of recreation programs	23
Figure 12. Distribution of level of importance of recreation programs	24
Figure 13. Level of satisfaction with street tree quantity	25
Figure 14. Average level of importance for Urban Forestry goals	26
Figure 15. Distribution of level of importance for Urban Forestry goals	27
Figure 16. Average level of importance for long-term spending items	29
Figure 17. Distribution of level of importance for long-term spending items	30
Figure 18. Average level of importance for long-term priorities	31
Figure 19. Distribution of level of importance for long-term priorities	32
Figure 20. Distribution of use responses for current methods of communication	34
Figure 21. Percent of survey participants who prefer each method of communication	35
Figure 22. Rate of recreation program participation by survey period	38

Figure 23. Barriers of participation by survey period	39
Figure 24. Age categories of survey participants	42
Figure 25. Level of education for survey participants	43
Figure 27. Neighborhood coalition of survey participants	47
Figure 28. Distribution of zip codes for survey participants	48
Figure 29. Length of stay in Portland of survey participants	49
Figure 30. Household membership of survey participants	50
Figure 31. Household income of survey participants	51

LIST OF TABLES

Table 1. Level of service for park features	16
Table 2. Average level of importance for recreation programs by survey period	40
Table 3. Distribution of race for all respondents	46
Table 4. Distribution of Asian race	46
Table 5. Percent of households with minor in the household by age category	50
Table 6. Sampling plan	107
Table 7. Distribution of records requested and received	108
Table 8. Respondent demographics -unweighted (N=2,003)	111



Dawson Park



SUMMARY OF THE METHODOLOGY

PP&R staff worked collaboratively with the Survey Research Lab at Portland State University to survey randomly selected members of Portland's population. The survey objectives were to use the data to generalize to all Portlanders, analyze for differences among neighborhood coalitions, and evaluate for differences between aggregated Portlanders of color and white Portlanders.

A total of 1,697 online surveys were completed. An additional 306 surveys were completed by phone, through SRL interviewers. Weighting (an adjustment factor) was performed for age, gender, income, neighborhood coalition, and race/ethnicity. The total number of usable responses for this survey was 2,003, resulting in a margin of error of $\pm 2.19\%$. Both the number of respondents and the margin of error exceeded targets identified at the outset of the project.

SUMMARY OF SURVEY FINDINGS

Parks/Natural Areas – Nearly all respondents (94%) reported visiting a park or natural area at least once in the past twelve months. Fifty percent of respondents visited at least weekly and 34% visited more than once a week. Among those that did visit, 86% rated the overall quality as “Good” or “Excellent”. The top barriers to park visitation were “Not enough time” (46%) and “Concern for safety” (30%). Respondents showed a strong willingness to travel outside of their neighborhood for display gardens or arboretums (85%). They also indicated a preference for having community gardens in their neighborhood with 31% reporting they would use them only if in their neighborhood. Skateparks were the amenity least likely to be used at all by respondents (71%).

Recreation – Forty percent of respondents reported participating in recreation programming in the past twelve months. Among those who participated in a program, 87% rated the overall quality as “Good” or “Excellent”. The most common cited barriers to program participation were “Not aware of programs” and “Not enough time” (51% and 46%, respectively). Cost was the fifth most common barrier at 22%, a significant increase from the 2008 survey when only 8% of respondents identified it as a barrier. When participants were asked to rate the importance of recreation programs, outdoor arts and culture events ranked the highest with an average score of 3.8 out of five. Golf programs and motorsport events at PIR were ranked the lowest with 1.8 out five. Non-motorsport events at PIR were also ranked low with an average score of 2.0.

Urban Forestry – When compared to previous PP&R surveys, this survey was the first to include division specific questions for Urban Forestry (UF). Survey respondents were asked their level of satisfaction with the number of street trees in their neighborhood. Citywide, 64% of respondents were “Satisfied” or “Completely Satisfied”. Comparisons among neighborhood coalitions show residents of West Portland were far more satisfied with the quantity of street trees in their neighborhood (71%-73%) than those east of the river, specifically those in the northeast (55%-58%). Seventy percent of respondents were not aware that PP&R managed park and street trees. When participants were asked to rate the importance of several UF goals, managing the health of trees in the forests in the city ranked the highest with an average score of 4.7 out of five.

Long-Term Planning – There were two questions designed to assess the level of importance of PP&R spending and priorities. Among the items listed for potential spending, the three highest ranked items tied with an average score of 4.4 out of five: developing new parks in neighborhoods that don’t currently have easy access to one, restoring and improving the environmental health of existing park lands, and repairing existing park buildings, facilities, and community centers. Converting existing fields to synthetic turf to extend the playing season ranked lowest with 2.7 out of five.

Among the items listed for long-term priorities, maintaining existing parks, natural lands, and facilities ranked the highest with an average score of 4.6 out of five. Buying undeveloped land for future use rated the lowest at 3.9. A trend seen throughout both list of items is a high rating for items involving the maintenance and improvement of existing assets and a relatively lower rating of items that focused on the acquisition of new assets. The exception to this trend is the acquisition of assets related to providing parks and recreation facilities in areas that currently do not have easy access to PP&R services.

Outreach and Marketing – Survey participants were asked to evaluate the methods used to get information about PP&R. The most commonly used method is through a friend or word of mouth (76%), followed by the PP&R website (66%). Public meetings were the form of communication that respondents were least likely to use. A total of 84% of the respondents knew about public meetings, but only 12% reported using them. Twenty-five percent of respondents were not aware of PP&R’s catalog of activities, the highest percentage among any of the forms of communication. When asked about their preferences for acquiring PP&R related information, 70% of respondents favored the PP&R website, followed by the catalog of activities (62%). Public meetings rated the lowest method, with only 18% preferring to get information from it.

Comments – Of the 2,003 respondents, 601 provided additional comments at the end of the questionnaire. Comments represented both constructive criticism and positive feedback. The constructive criticism was varied in the reasons for the concern and often included specific information (such as issues at certain parks or with certain programs). The concerns most commonly voiced were homelessness (and related issues), issues concerning dogs: leash laws, waste pick-up, and off leash areas, park appearance and maintenance (trash pick-up, clean and functioning restrooms, etc.), and needs for improving and building a variety of sports amenities.

The positive comments were also numerous. They did not vary as much as the constructive criticism and were not as specific. Instead, they expressed a general appreciation for the variety of programs, Forest Park, the survey and opportunity for public input, and the overall aesthetic that parks and trees bring to the Portland landscape. Overall, positive comments were often sentimental, viewing PP&R as an unwavering institution for families and the community.

Fitness class in Kʷunamokwst Park





Portsmouth Park



The 2017 Community Needs Assessment Survey is one piece in a comprehensive data collection program known as the Visitor Information & Survey Trends Analysis (VISTA). The assembly of information from focus groups, market research, park intercept surveys, and recreation needs surveys provides insight into the Portland population (and specific groups), their needs, and perceptions of Portland Parks & Recreation (PP&R) (Figure 1).

Figure 1. Visitor Information & Survey Trends Analysis (VISTA) components



The importance of other forms of data collection cannot be stressed enough. This survey is based on a specific methodology and will only be useful for collecting data from one perspective. There will be communities within the Portland population for whom this method of surveying will not be successful. In addition, there will be questions within the bureau in which this form of surveying is not appropriate. For those groups and questions other methods of data collection will need to be created and implemented. No one method of data collection should be viewed as more valid or important as another. Instead, each method should be valued as a vital piece in the ever-changing picture of Portland Parks & Recreation.

Background

The needs assessment conducted this year was partially based on previous surveys. Population surveys were conducted in 2000, 2004, and 2008. Like those in past years, the survey was designed to capture the Portland community of both park and recreation users, as well as those residents who do not utilize PP&R services. Some of the items on the questionnaire from previous surveys were included in the most recent one. These questions can provide insight into longitudinal changes of PP&R service use, recreation needs, and customer service perceptions.

Despite the similarities to previous surveys, the 2017 survey had two unique features. First, previous surveys focused almost entirely on PP&R recreation programs with a few items related to long-term spending and planning. The questionnaire designed for the current survey included the long-term questionnaire items, and some of the recreation program items, though not nearly as many. In addition, the current questionnaire includes more in-depth park and natural area usage items and sections devoted specifically to urban forestry, as well as outreach and marketing. Also, items specific to assets and development and land stewardship were within the many sections of the questionnaire. This questionnaire transformed from a recreation specific project to a bureau-wide resource.

The second addition to the 2017 survey was a focus on the racial and ethnic diversity of Portlanders. While previous surveys were designed to assure a representative sample from the different neighborhood coalitions, race and ethnicity was not part of the sampling strategy.

Exploring dance



This survey was designed to include an equity component, both in its implementation and reporting. As will be explained in the methodology section of this report, care was taken to make the questionnaire accessible to a variety of diverse residents and increased attention was paid to get responses from people of color.

The 2017 Community Needs Assessment Survey provided a wealth of information regarding the usage, needs, and perceptions of Portland residents in relationship to PP&R. The following is an explanation of the survey methodology, the results of the data collected, and a discussion on the meaning of those results.

METHODOLOGY

PP&R staff worked collaboratively with the Survey Research Lab at Portland State University to execute a bimodal household survey, implemented both online and by phone. More than 32,000 records, containing addresses, phone numbers (mobile and landline), and race/ethnicity information were purchased and recruitment letters were sent to residents of Portland in five languages: English, Spanish, Chinese, Vietnamese, and Russian. Recipients were asked to complete a questionnaire online (also available in five languages) and they may have also received a phone call to complete the same questionnaire (in either English or Spanish).

A total of 1,697 surveys were completed online. An additional 306 surveys were completed by phone, through SRL interviewers. During the online data collection period, the demographics of respondents were tracked and those demographics of interest that fell below the targeted number (underrepresented) became the focus of phone interviews. The goal for the entire survey was to create a group of survey participants that reflected the characteristics of Portland, both by neighborhood coalition and by race/ethnicity. In the end, the proportions in the sample were not fully aligned with the proportions in the Portland population and weighting (an adjustment factor) was performed for age, gender, income, neighborhood coalition, and race/ethnicity.

This survey met the original intentions of being generalizable to Portland (as a whole), able to evaluate for differences by geography (neighborhood coalitions), and able to evaluate for differences between Portlanders of color and white Portlanders. The total number of usable surveys was 2,003, resulting in a margin of error of $\pm 2.19\%$. Both the number of respondents and the margin of error exceeded targets identified at the outset of the project.

A more detailed methodology is located in APPENDIX 6.

INTERPRETING THE RESULTS

The following is additional information provided to add clarity to the results discussed in this report.

As previously stated, the total number of respondents was 2,003. Theoretically, if every respondent answered every question this would be the sample size (referred to as “N”) for each question. However, not all respondents provided an answer for every question. This included cases where a respondent completing the survey online chose to skip a question and therefore the answer is missing. Or, a respondent taking the phone survey refused to provide an answer. In these situations, the respondents were removed from the analysis of the question in which they did not provide a response. When this occurred, the actual sample is included in either the narrative or the visual (table or graph). If no “N” is provided the sample includes every respondent (N = 2,003). The only exception is demographic data, in which all respondents are included for each question.

There are several questions with an identical structure to the available responses, starting in the Recreation section and continuing in the Urban Forestry and Long-Term Planning sections. Respondents were asked to evaluate the importance or satisfaction of an item on a scale from one to five, with one being the lowest negative rating (for example, “Not Important at All”) and five being the highest positive rating (“Very Important”). For each of these questions, two different analyses were conducted.

The first used the scale as a continuous rating system and mathematically averaged the responses. Using this method, a score of 3.0 is considered the midpoint, neither positive or negative. Scores lower than 3.0 were considered indicative of little or no importance or satisfaction (depending on what the question is asking) and scores higher than 3.0 were considered of some or complete importance or satisfaction.

The second method of evaluating this type of question was to look at the distribution of the responses. The distributions give context to the average scores described above. For example, if an average score of an item was 3.0, it may be because every respondent rated it as 3. Or, it could be because half of the respondents rated it 1 and half rated it 5. Viewing both, the average score and the distribution of responses, visually provides a greater breadth of understanding than viewing each in isolation.



Rainy day in Kʷunamokwst Park

Throughout the report results are presented in percentages rounded to the whole number (for example, 2%, 19%, etc.). However, when results are small enough that the whole percentage would be “0%”, the percentage is displayed to the tenths place (0.2%, etc.). In situations where the actual value is “0%” the number is left whole.

This survey has provided hundreds of data points and can result in a better understanding of the perceptions and needs of the Portland community. The following text contains an analysis of each survey item and the results are generalized to citywide Portland. Extensive analyses, looking at every question by neighborhood coalition or high-level race category (people of color or white) were also completed. The full results of those analyses are available in supplemental reports.



Columbia Park playground

PARKS

The questionnaire began with a set of questions focusing on PP&R parks¹. Respondents were asked about the frequency of usage, an overall rating of their experience(s), and possible barriers to usage. Survey respondents were then given a list of assets and asked if the distance in which they would need to travel would affect their desire to use the features. This question was intended to assist the bureau's planning team in completing the existing Level of Service project.



Holladay Park

¹ Currently, "parks" refers to developed parks and natural areas. As PP&R continues to evolve, the vernacular for both types of areas may change.

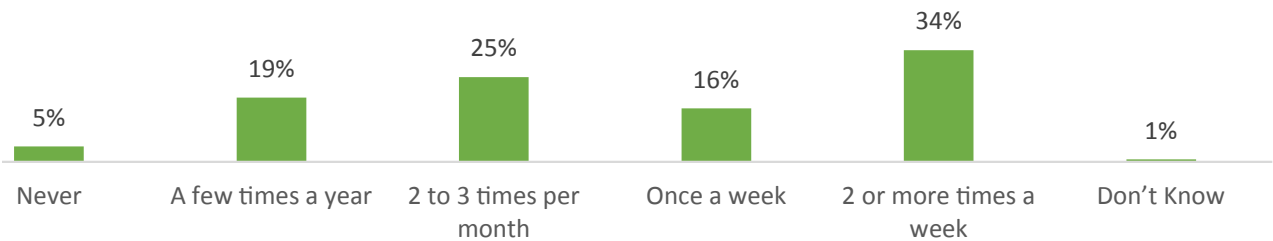
Results

Park Visitation:

In the past 12 months, how many times have you or someone in your household visited a Portland park or natural area, like nature trails, forests, woods, wetlands, or streams?

Nearly all (94%) of the 2,003 respondents reported having been to a park or natural area at least once in the last year (Figure 2). Fifty percent of respondents reported visiting at least weekly and 34% reported visiting two or more times a week.

Figure 2. Frequency of park visitation



Overall Quality of PP&R Parks:

How would you rate the overall quality of parks?

Eighty-six percent of those who reported visiting a park (N = 1,894) rated the quality of parks as “Good” or “Excellent” (Figure 3). One person did not provide a rating and is not included in the chart below.

Figure 3. Park rating by those who have visited a park



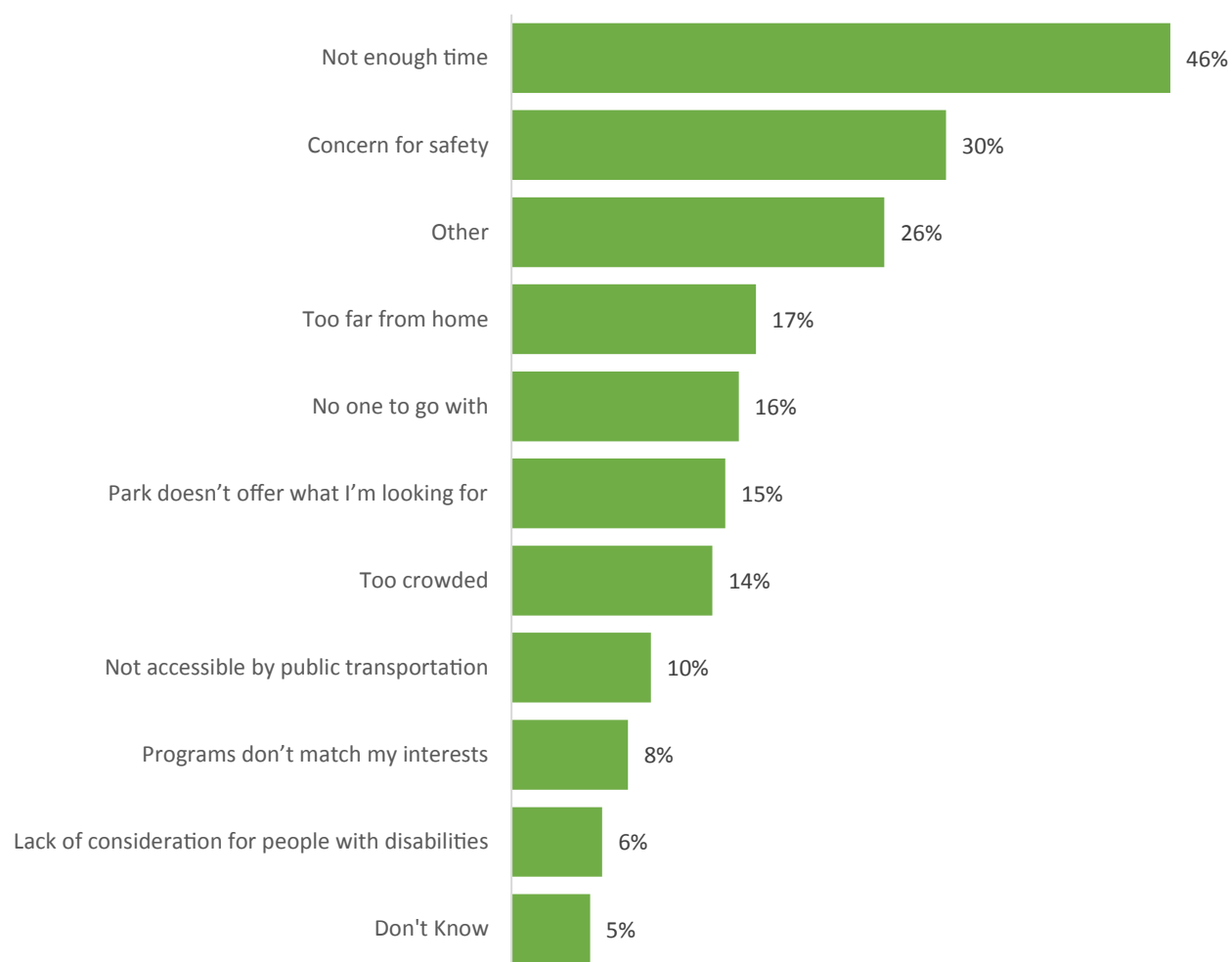
Comments were provided by 24 of the 33 persons rating the park condition as poor. The most common issues were improving park appearance or maintenance, improving park security and enforcement, addressing homelessness issues. These comments can be found in APPENDIX 1.

Barriers to Park Visitation:

Which of the following reasons may prevent you or other household members from visiting Portland Parks?

A total of 1,976 respondents answered the questions about barriers to park visitation. The most popular barriers to park visitation were “Not enough time” (46%) (Figure 4). “Concern for safety” ranked second (30%) followed by “Other” (26%) and then a sharp decline in the rest of the responses.

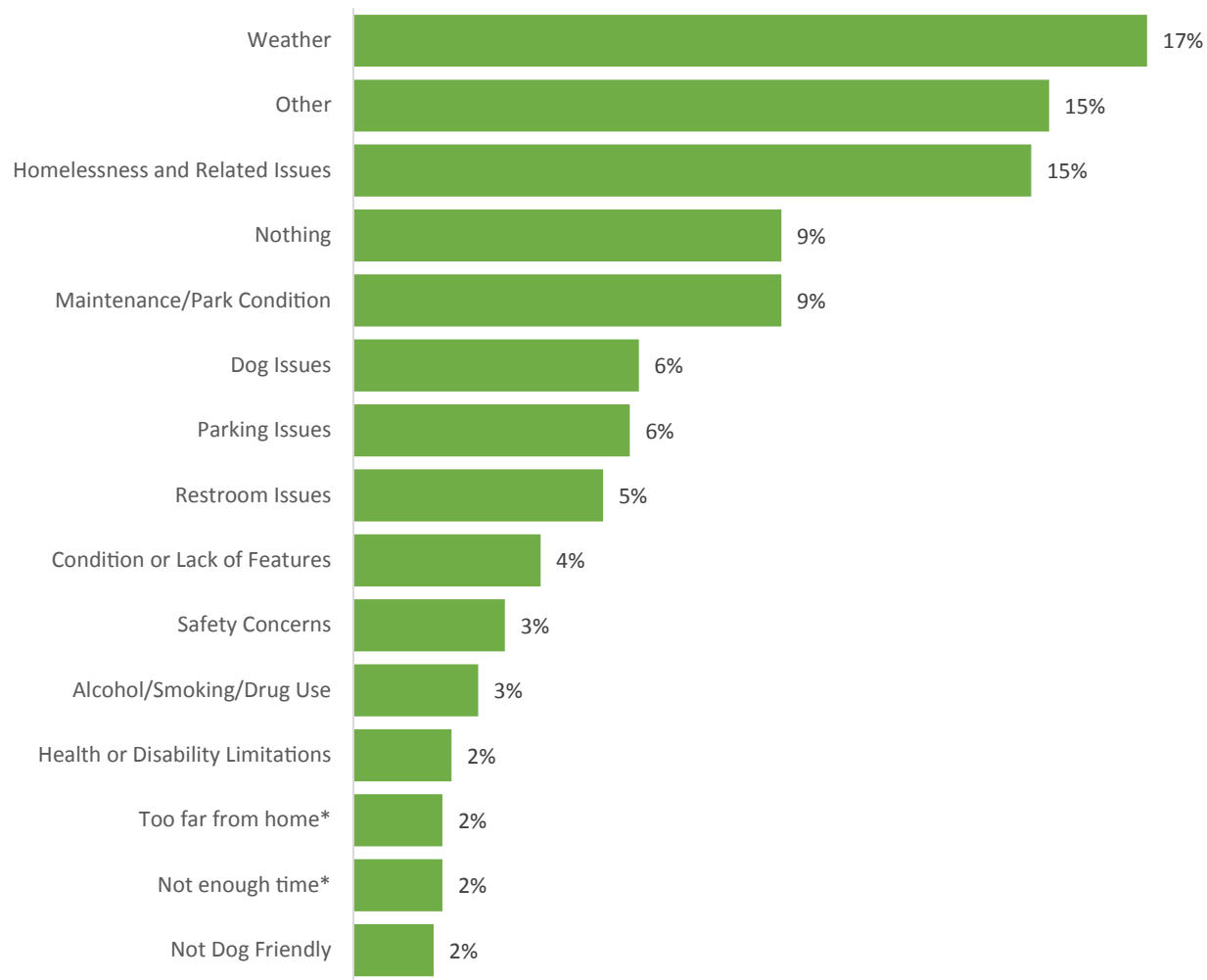
Figure 4. Barriers to visiting a park



Results

Respondents who chose “Other” (N=522) were given the opportunity to provide additional information. Those items were categorized into like themes, though some of those responses were re-iterations of barriers already chosen (denoted in Figure 5 with an asterisk). The most common barrier listed was weather (17%). Homelessness and related issues represented 15% (N=76). Nine percent of those who chose “Other” had no barriers to report and often left positive comments. Barriers that did not group into categories that were not provided by at least 2% of respondents were left in the “Other” category. A complete list of the comments can be found in APPENDIX 2.

Figure 5. “Other” barriers to visiting a park





Buckman Field

Level of Service:

Hypothetically, for each feature please indicate whether you or members of your household WOULD ONLY use them if they were in your neighborhood park, OR you would use them even if they were in a park OUTSIDE of your neighborhood, OR you would not use them at all no matter where they were located.

The community garden was the park feature mostly likely to be used if it was in the respondent's neighborhood (31%) (Table 1). Display gardens were the feature most respondents (85%) would use even if they had to go to a park outside of their neighborhood. Skateparks were reported as the feature that respondents were least likely to use at all (71%). Five percent would use them if they were in the neighborhood and 20% would use even if they had to travel outside their neighborhood. Only 4% of respondents reported not using trees at all.

Results are also displayed as a graph for quick comparisons across all park features and response options (Figure 6).

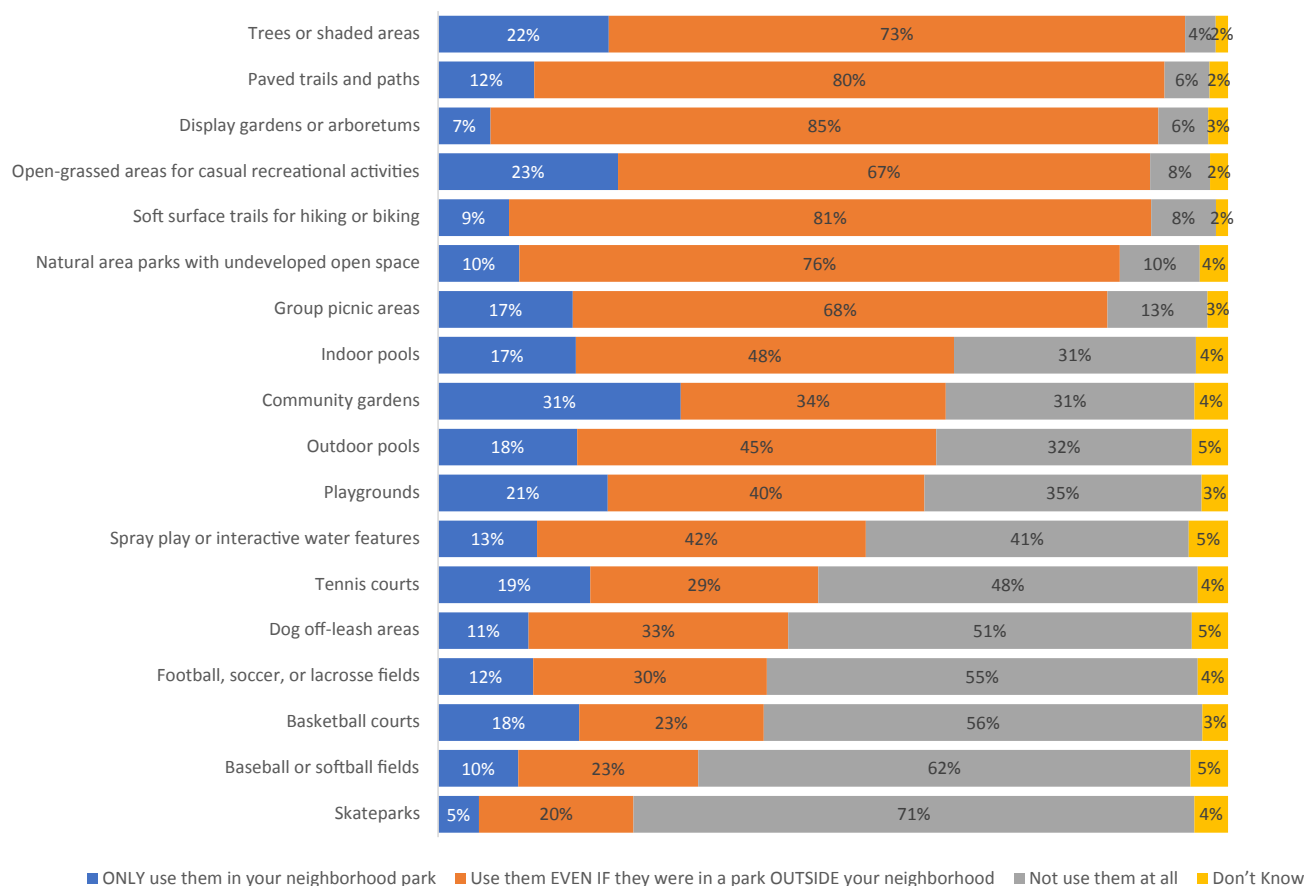
Results

Table 1. Level of service for park features²

Level of Service	N	ONLY use them in your neighborhood park	Use them EVEN IF they were in a park OUTSIDE your neighborhood	Not use them at all	Don't Know
Trees or shaded areas	1,984	22%	73%	4%	2%
Paved trails and paths	1,985	12%	80%	6%	2%
Display gardens or arboretums	1,985	7%	85%	6%	3%
Open-grassed areas for casual recreational activities	1,987	23%	67%	8%	2%
Soft surface trails for hiking or biking	1,975	9%	81%	8%	2%
Natural area parks with undeveloped open space	1,984	10%	76%	10%	4%
Group picnic areas	1,985	17%	68%	13%	3%
Indoor pools	1,976	17%	48%	31%	4%
Community gardens	1,978	31%	34%	31%	4%
Outdoor pools	1,982	18%	45%	32%	5%
Playgrounds	1,987	21%	40%	35%	3%
Spray play or interactive water features	1,985	13%	42%	41%	5%
Tennis courts	1,981	19%	29%	48%	4%
Dog off-leash areas	1,984	11%	33%	51%	5%
Football, soccer, or lacrosse fields	1,981	12%	30%	55%	4%
Basketball courts	1,991	18%	23%	56%	3%
Baseball or softball fields	1,990	10%	23%	62%	5%
Skateparks	1,975	5%	20%	71%	4%

² Cells highlighted orange represent the highest percentage for each column. Cells highlighted blue represent the lowest percentage for each column.

Figure 6. Level of service for park features



RECREATION

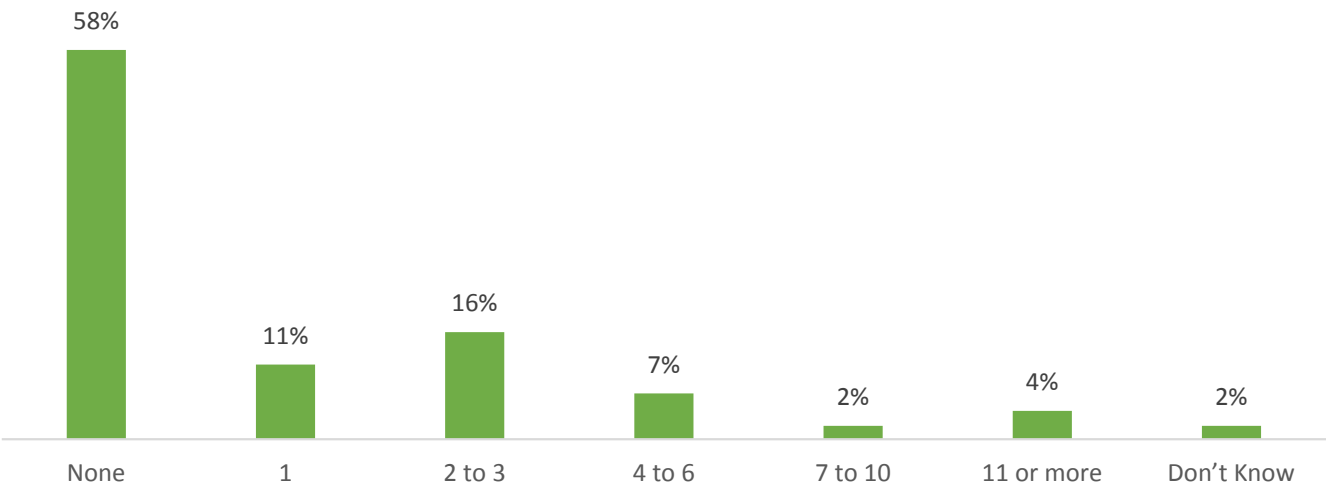
The section of the questionnaire dedicated to recreation is like that of parks. Respondents were asked about their participation in PP&R programming, their overall rating of their recreation experience(s), and possible barriers to participation. The last recreation question asked respondents to rate the importance of each program.

Recreation Participation:

In the past 12 months, approximately how many recreation, sport, or environmental education programs provided by Portland Parks & Recreation have you or members of your household participated in?

Forty percent of respondents (N=2,002) reported participation in a PP&R program in the past 12 months (Figure 7). Among those that did participate (N=803), the highest percentage represented respondents who participated in 2-3 programs.

Figure 7. Frequency of recreation program participation



Overall Quality of PP&R Programs:

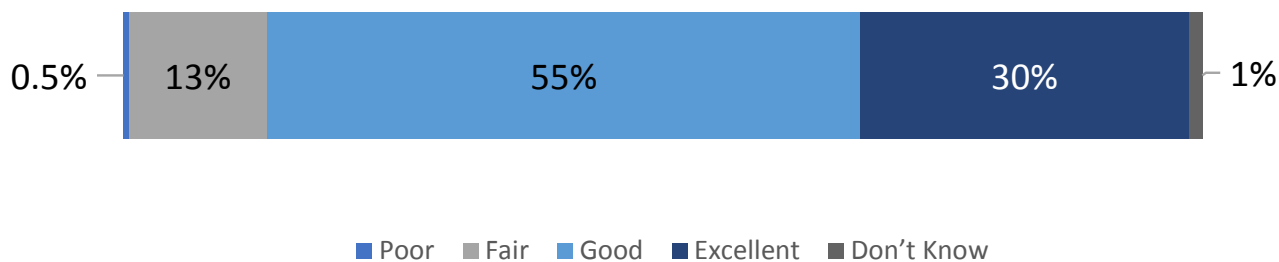
How would you rate the overall quality of these programs?

Among those respondents reporting participation in at least one PP&R program (N=803), 85% reported the overall quality of the programs as “Good” or “Excellent” (Figure 8). Four respondents rated the quality as “Poor”. Three provided reasons. These reasons are listed in the APPENDIX 3.



Swimming lesson

Figure 8. Recreation program rating by those who have participated in a program



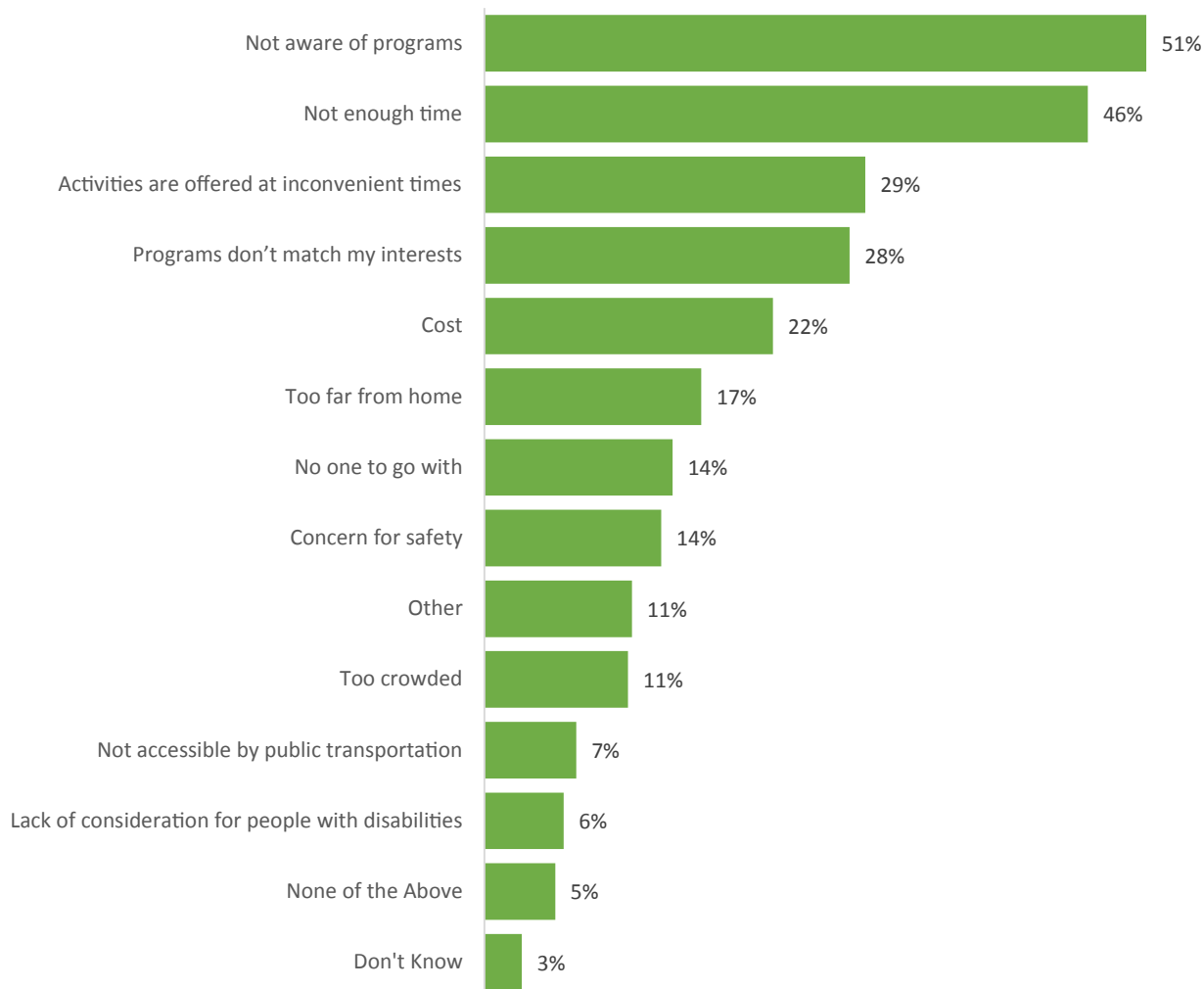
Barriers to Recreation Visitation:

Which of the following reasons may prevent you or other household members from participating/participating more in Portland Parks & Recreation programs?

All but five survey participants responded to questions about barriers to recreation visitation, (N=1,998). The most commonly identified barrier to program participation was “Not aware of programs” (51%) (Figure 9). “Not enough time” ranked second with 46% of respondents; identical to the amount listing this as a barrier to visiting a park or natural area. After these two items, there was a drop of 17 percentage points before the third barrier was reported.

Results

Figure 9. Barriers to participation in recreation programs

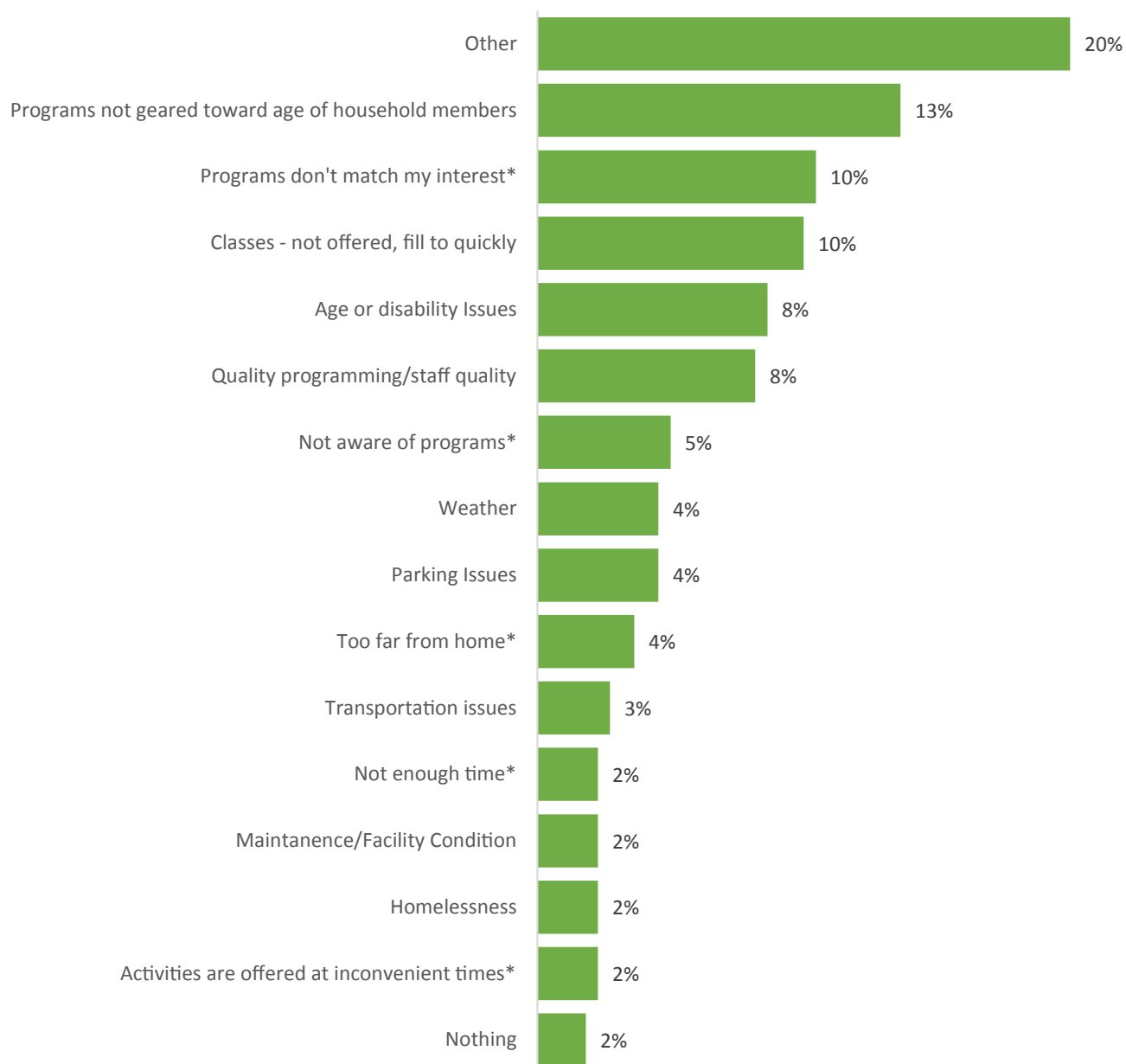


Respondents who chose “Other” (N=225) were given the opportunity to provide additional information. Those items were categorized into like themes, though some of those responses were re-iterations of barriers already chosen (denoted in Figure 10 with an asterisk). Barriers that did not group into categories that were not provided by at least 2% of respondents were left in the “Other” category.

The most common barrier listed was programs were not geared toward age of household members (13%). A few comments were based on only having infants in the house, but many more stated that the household no longer had young children or that the respondent themselves were seniors and therefore were not able to find a suitable program. A similar sentiment was that the programs did not match the interests of the respondent (10%), though it was not clear if this was due to age or actual program. Another commonly reported

barrier, though on the opposite end of the spectrum, was that many of the classes filled up quickly, aquatics (especially children's swim classes) were often specifically mentioned (10%). A complete list of the comments can be found in APPENDIX 4.

Figure 10. "Other" barriers to recreational program participation



Results

Importance of Programs:

On a scale from 1 to 5, with “1” being “Not at All Important” and “5” being “Very Important”, please rate how important each of the following programs are to you and your household.

Using the responses as a five-point scale, “Outdoor arts and culture events” was the highest rated program with an average score of 3.8 out of five (Figure 11). “Nature and environmental educational programs” and “Fitness programs” tied for second with an average score of 3.6. “Golf programs” and “Motorsports related events at PIR” scored the lowest with average rating of 1.8. Of note, the other PIR program (“Non-motorsports related events”) scored third lowest with an average of 2.0.

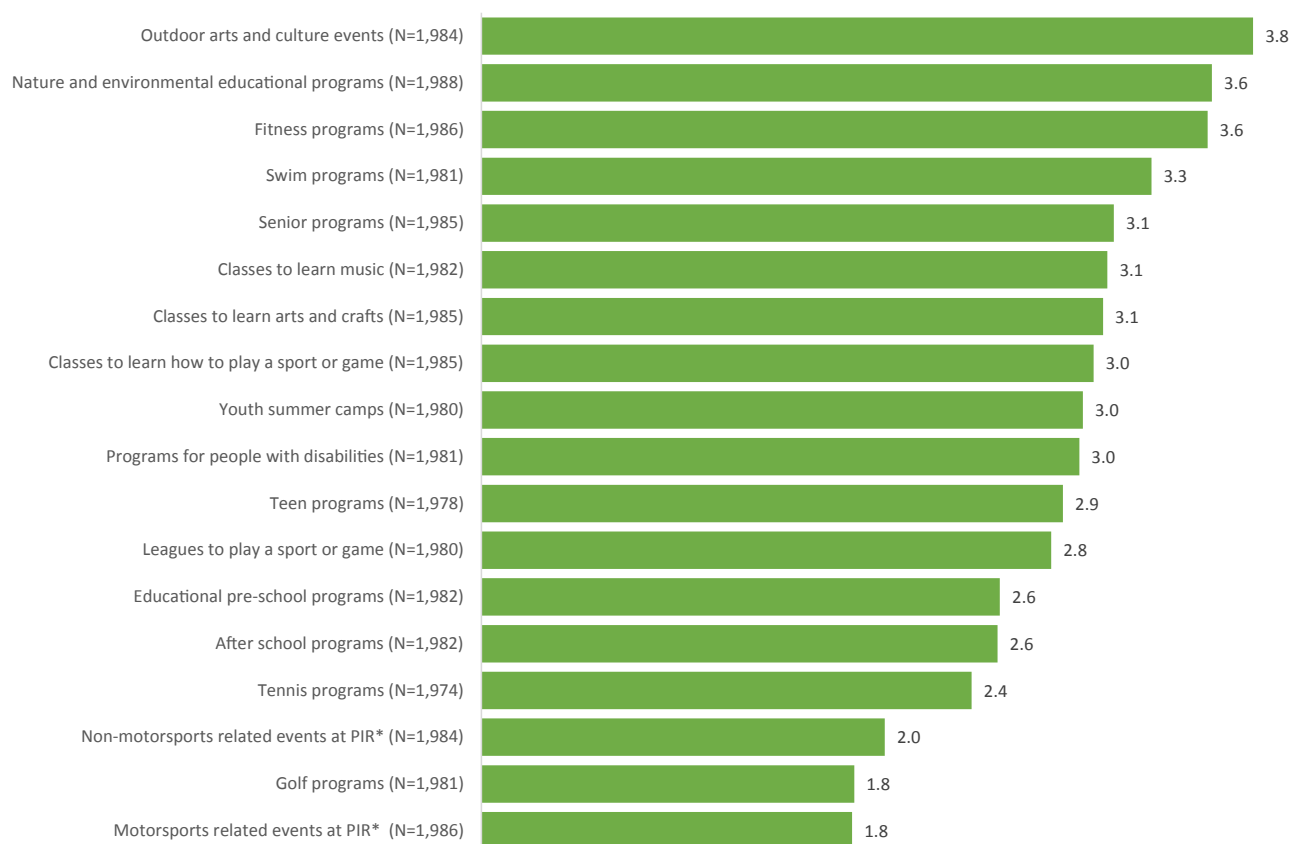
Figure 12 mostly mimicked the order of programs as seen in Figure 11. “Outdoor arts and culture events” was found to be somewhat or very important to 66% of respondent, the most of any program. While “Nature and environmental educational programs” and “Fitness programs” tied for second with an average score of 3.6, there was a difference among the distribution of responses. “Fitness programs” had a slightly higher percent of respondents rating it “5 – Very Important” than “Nature and environmental educational programs” (35% and 34%, respectively). Similar, small differences can be seen across the programs.



Washington Park concert

The programs with the lowest average scores were rated a “1 – Not at All Important” by more than half of the respondents. Fifty one percent of respondents felt “Non-motorsports related events at PIR” were not at all important. “Motorsports related events at PIR” was ranked not at all important by 60% of respondents, and 62% of respondents felt the same about golf. A total of 72% of all respondents rated both programs as a “1” or “2”.

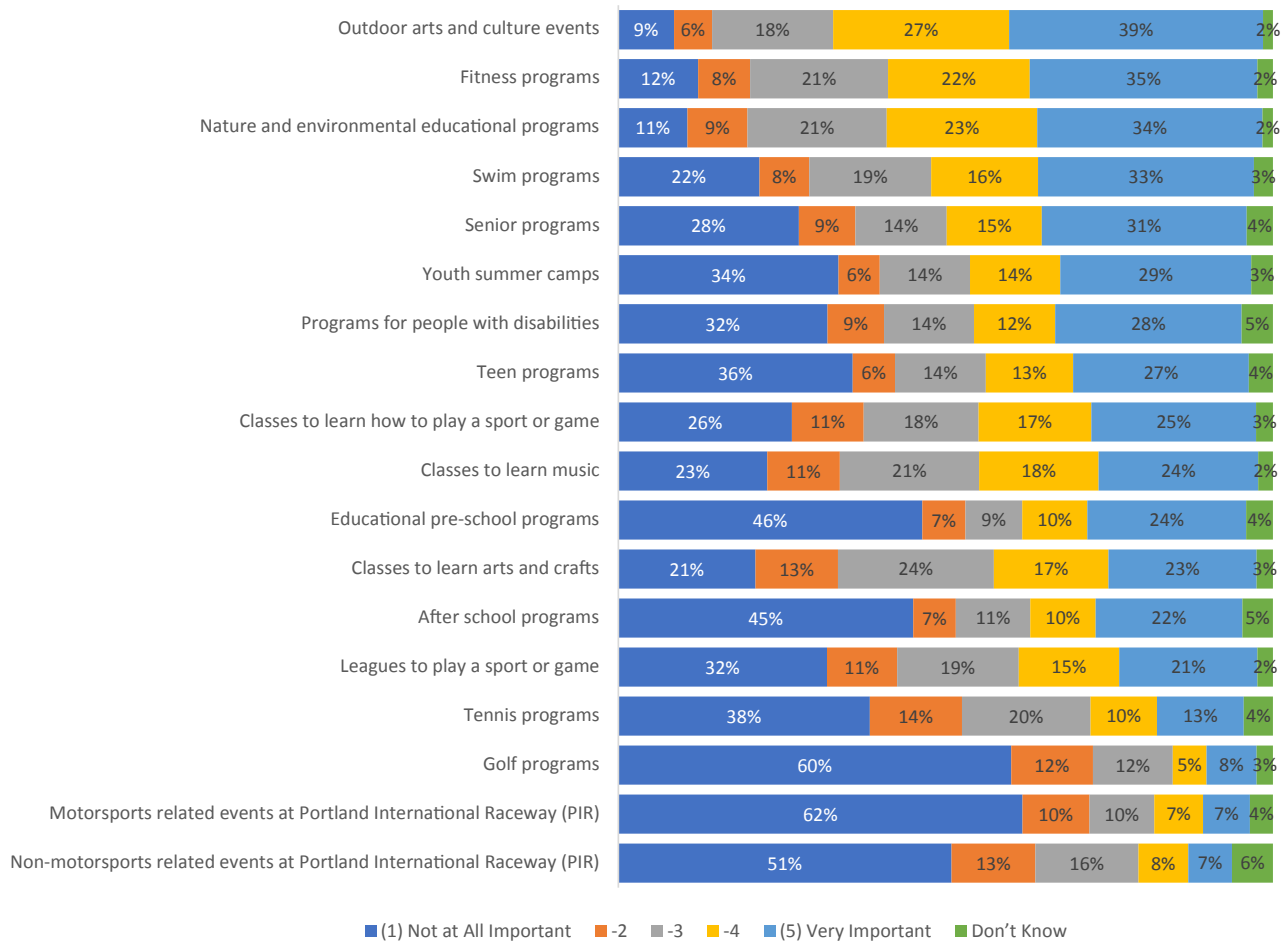
Figure 11. Average level of importance of recreation programs



*PIR = Portland International Raceway

Results

Figure 12. Distribution of level of importance of recreation programs



*Tree survey*

URBAN FORESTRY

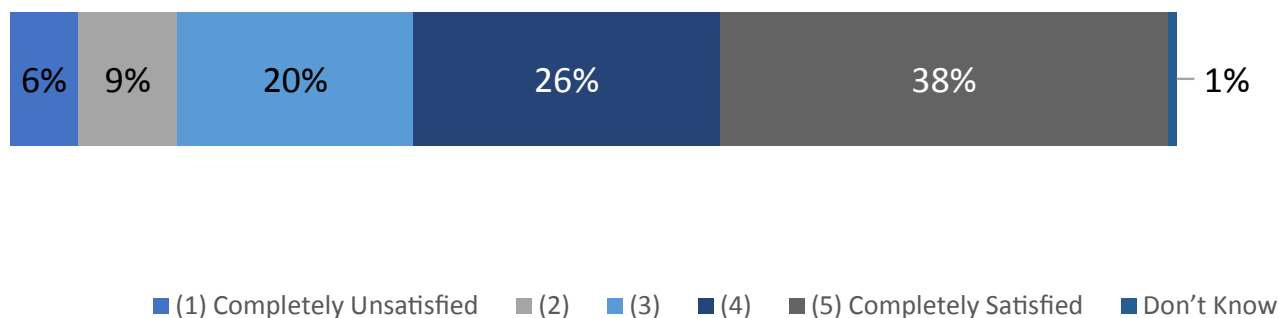
This is the first time PP&R's Urban Forestry (UF) had division specific questions included in a bureau-wide survey. Respondents were asked to rate their satisfaction with the number of street trees in their neighborhood and then to respond if they knew that UF managed street trees. The final question in this section was designed to capture a respondent's feeling of importance for each of a variety of areas that UF manages.

Satisfaction of Street Tree Quantity:

On a scale from 1 to 5, with "1" being "Completely Unsatisfied" and "5" being "Completely Satisfied", how satisfied are you with the number of trees that line the streets in your neighborhood?

Among those who answered this question (n=2,002), 64% were "Satisfied" or "Completely satisfied" (Figure 13). Six percent of respondents were "Completely unsatisfied". When the responses were treated as continuous numbers, the average response was 3.8.

Figure 13. Level of satisfaction with street tree quantity



PP&R as Manager of Street Trees:

Did you know that Portland Parks & Recreation is responsible of managing the trees in parks and the trees that line the street?

Of the 2,003 respondents, an overwhelming majority (70%) did not know that PP&R managed park and street trees.

Development of priorities for Urban Forestry:

Please rate how important you think each of the following Portland Parks & Recreation goals are on a scale of 1 to 5 with “1” meaning it is “Not at All Important” and “5” meaning it is “Very Important”.

Though respondents often did not know that PP&R were responsible for tree management, they still felt “Managing the health of trees and forest in the city” to be extremely important, scoring an average 4.7 out of 5. (Figure 14). “Creating and enforcing a regulatory program for trees” had the lowest average score (3.7). The average response for all items was above the average of 3.0 – indicating that all goals were considered important to respondents.

Figure 14. Average level of importance for Urban Forestry goals

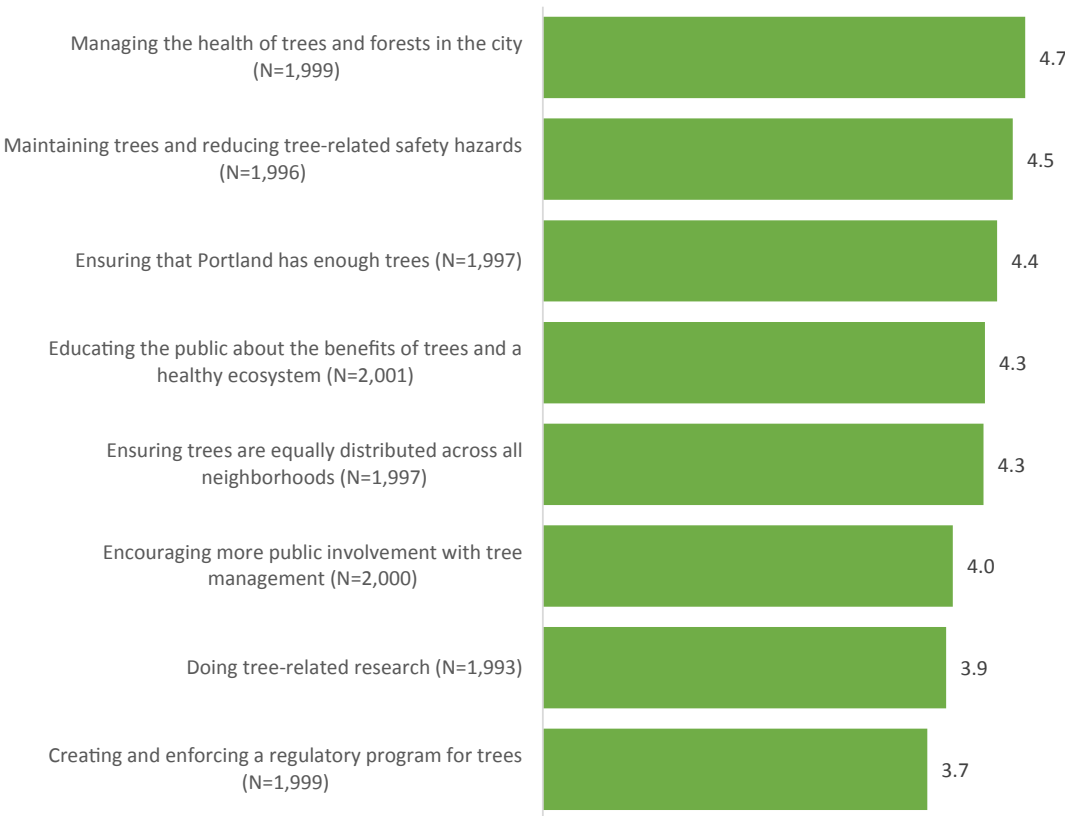
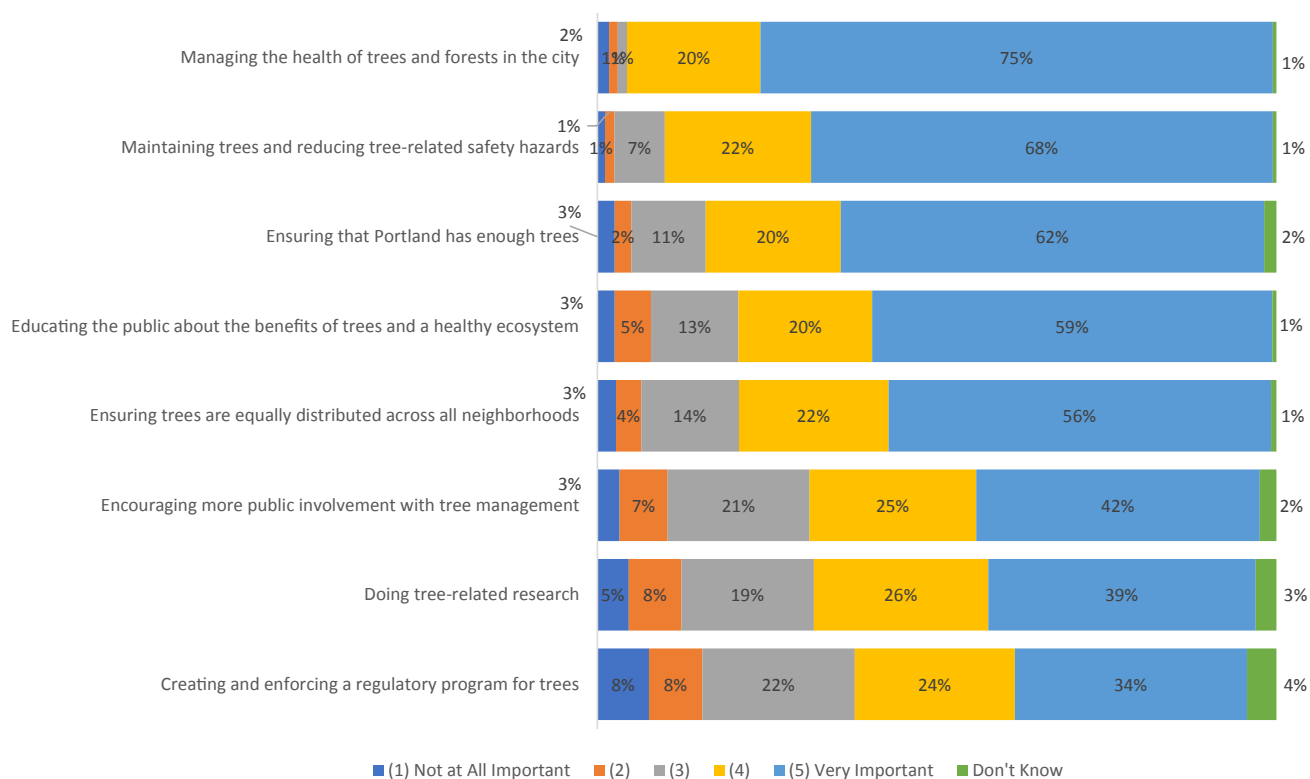


Figure 15 illustrates that 75% of respondents rated “Managing the health of trees and forests in the city” as “5 – Very Important”. All but 5% of the respondents rated it as a “4” or a “5”. Even among the lowest scoring item, “Creating and enforcing a regulatory program for trees”, 68% of respondents rated it as a “4” or “5”.

Figure 15. Distribution of level of importance for Urban Forestry goals



Results



Enjoying Portland's beautiful scenery

LONG-TERM PLANNING

The Long-Term Planning section of the questionnaire had two questions, both designed to capture the level of importance among the responsibilities of the bureau. Items from both questions could be categorized into those that focused on acquiring /creating new assets and those that focused on maintaining and improving assets currently held.

Long-term Spending:

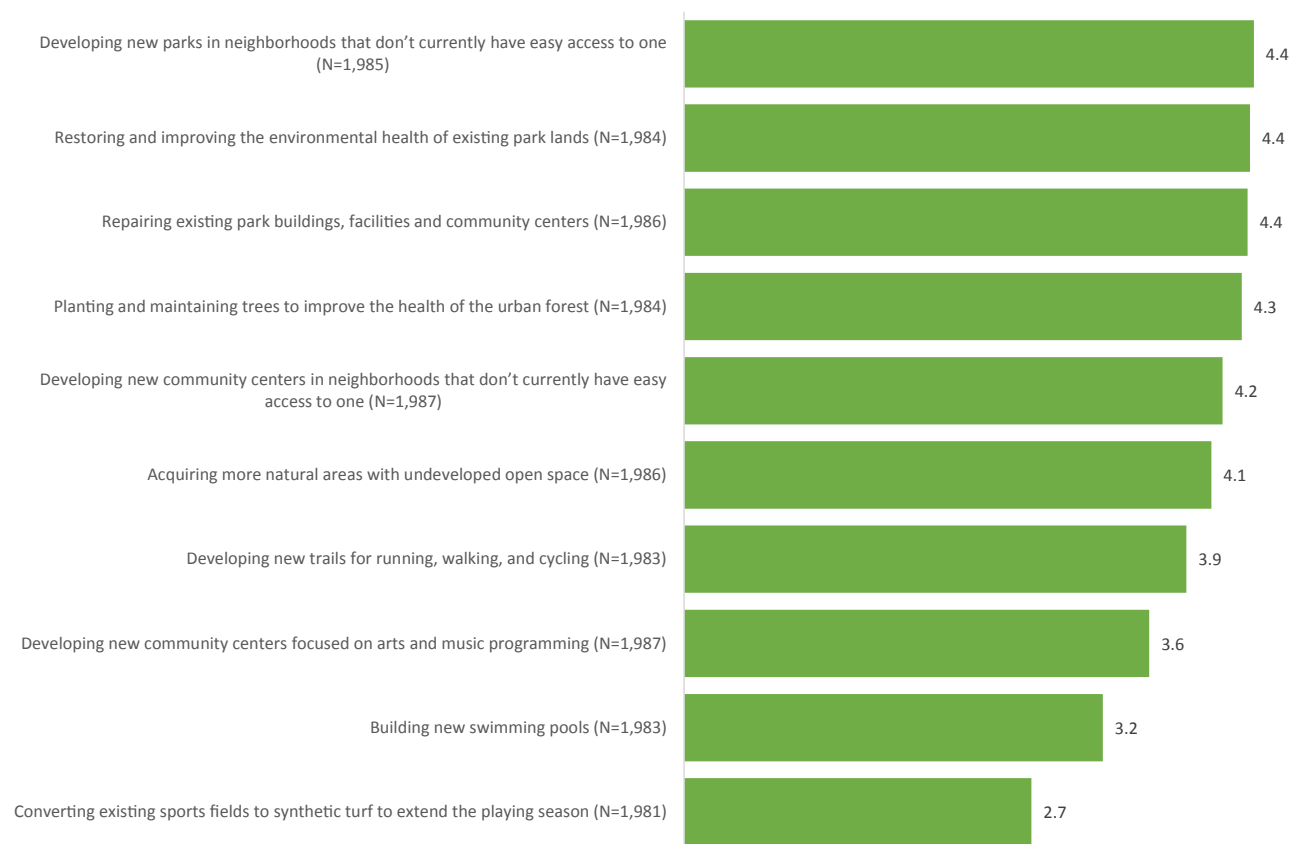
The City of Portland is developing long-term plans for spending money on Parks & Recreation over the next five years. On a scale of 1 to 5, with "1" being "Not at All Important" and "5" being "Very Important", please rate how important each of the following is to spend money on.

There was a relatively large difference between the highest (4.4 out five) and lowest (2.7) average scores (Figure 16). Three items tied with the highest average score of 4.4: "Developing new parks in neighborhoods that don't currently have easy access to one", "Restoring and improving the environmental health of existing park lands", and "Repairing existing park building, facilities, and community centers". While the first item is related to acquiring new assets, the second and third items relate to maintaining and improving assets already owned by PP&R. The only other item that focused on changes to existing property was "Converting existing sports fields to synthetic turf to extend the playing season" and it ranked last with an average score of 2.7. It was also the only item to fall below the baseline of 3.0.

“Developing new parks in neighborhoods that don’t currently have easy access to one” had the highest percent of respondents ranking it as “Very Important” (60%) (Figure 17). This was five percentage points higher than both, “Restoring and improving the environmental health of existing park lands” and “Repairing existing park building, facilities, and community centers”, all of which tied for the highest average score.

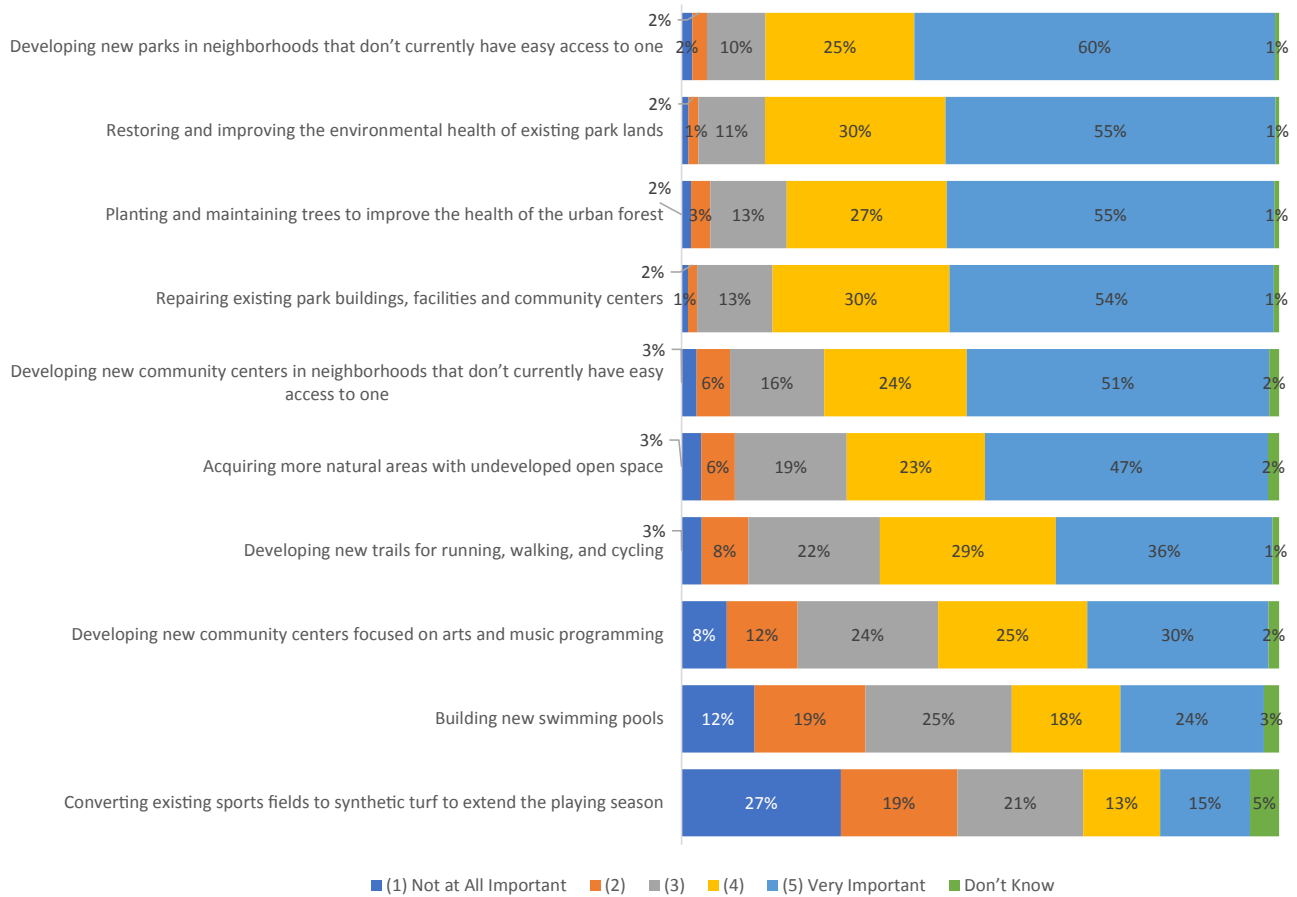
“Converting existing sports fields to synthetic turf to extend the playing season” had the highest percentage of respondents (27%) rating it as “1 - Not at All Important”. That was a relatively large amount, even compared to the second lowest rated item, “Building new swimming pools”, which had 12% of respondents rating it as a “1 - Not at All Important”.

Figure 16. Average level of importance for long-term spending items



Results

Figure 17. Distribution of level of importance for long-term spending items

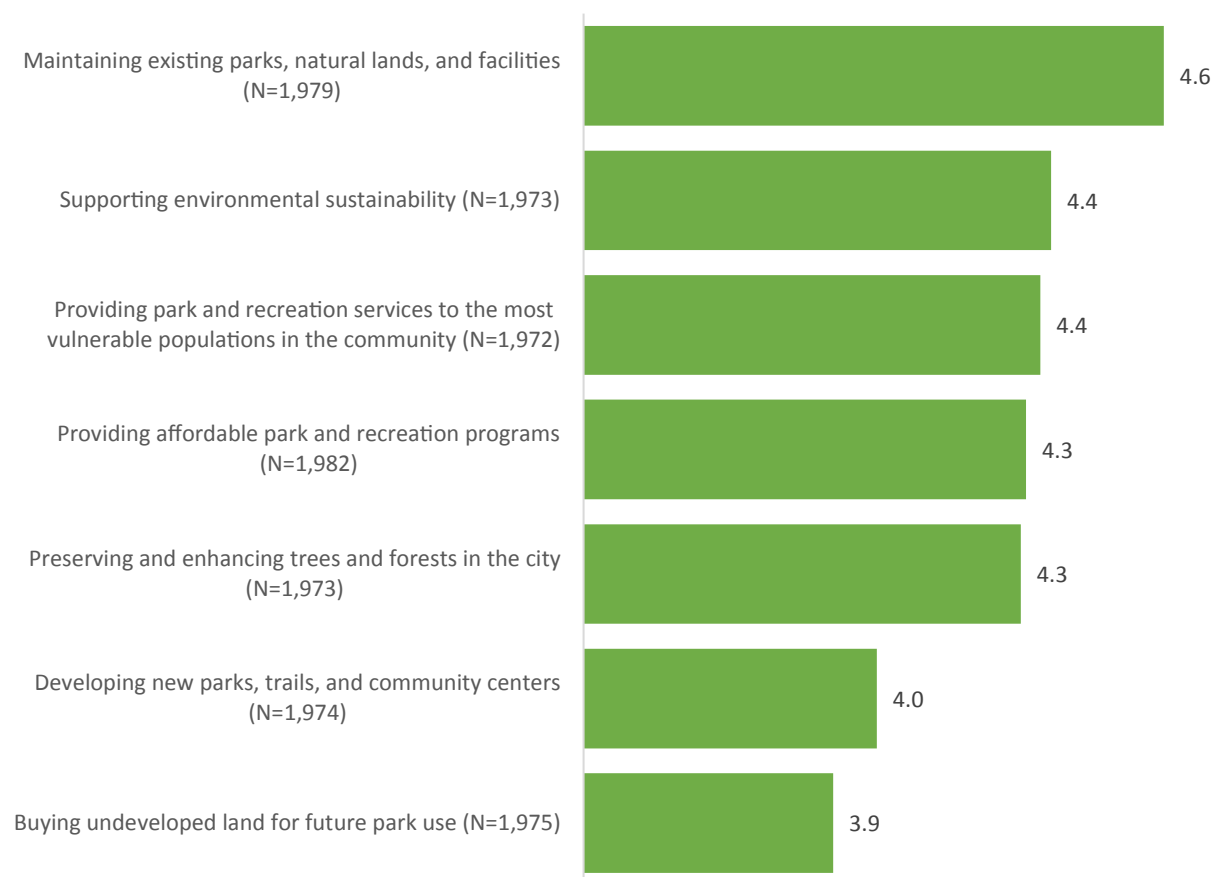


Long-term Priorities:

Please rate how important each of the following should be to Portland Parks & Recreation on a scale of 1 to 5, with “1” being “Not at All Important” and “5” being “Very Important”.

Another question was asked about the bureau’s priorities, but this time without the focus on spending. All the items on the list had an average rating well above the 3.0 midpoint, indicating the item was considered of some or complete importance (Figure 18). The highest priority was “Maintaining existing parks, natural lands, and facilities” with an average score of 4.6 out of five. “Buying undeveloped land for future park use” was considered the least important of priorities, with an average score of 3.9. However; it is important to note that it is still well above the benchmark of 3.0, indicating that overall, respondents still found the item important, just not as important as other items.

Figure 18. Average level of importance for long-term priorities

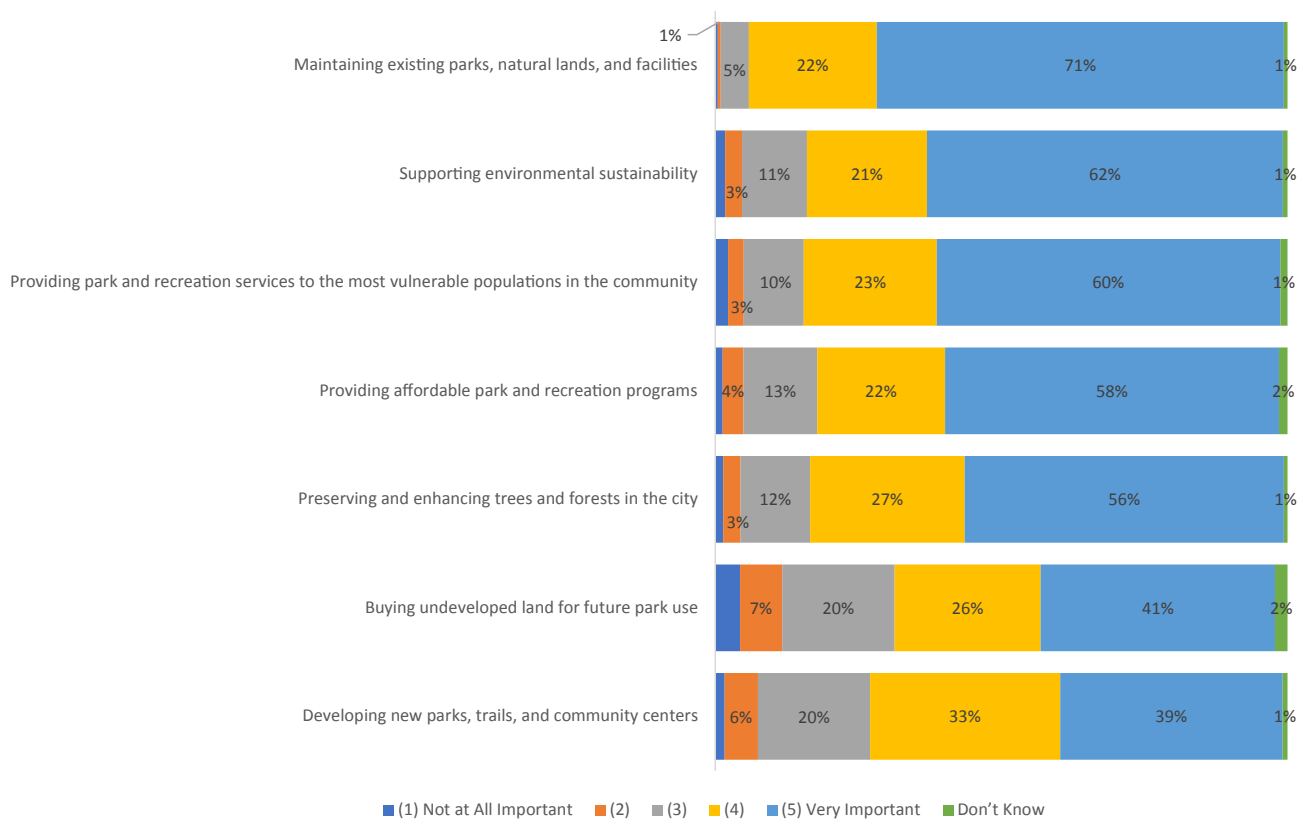


Results

“Maintaining existing parks, natural lands, and facilities” was the item with the highest percentage of respondents (71%) rating it as “5 - Very Important” and 93% of respondents rating it as a

“4” or a “5” (Figure 19). Though “Buying undeveloped land for future park use” had the lowest average score, more respondents rated it as “5 - Very Important” than “Developing new parks, trails, and community centers” (41% and 39%, respectively).

Figure 19. Distribution of level of importance for long-term priorities



OUTREACH AND MARKETING

Outreach and Marketing was the last bureau-specific section of the questionnaire. Respondents were asked two questions regarding the way information is conveyed from PP&R to Portlanders. The first question focused on the ways in which participants currently obtain PP&R related information. The second, asked for the participant's preference for receiving information from PP&R.

Forest Park



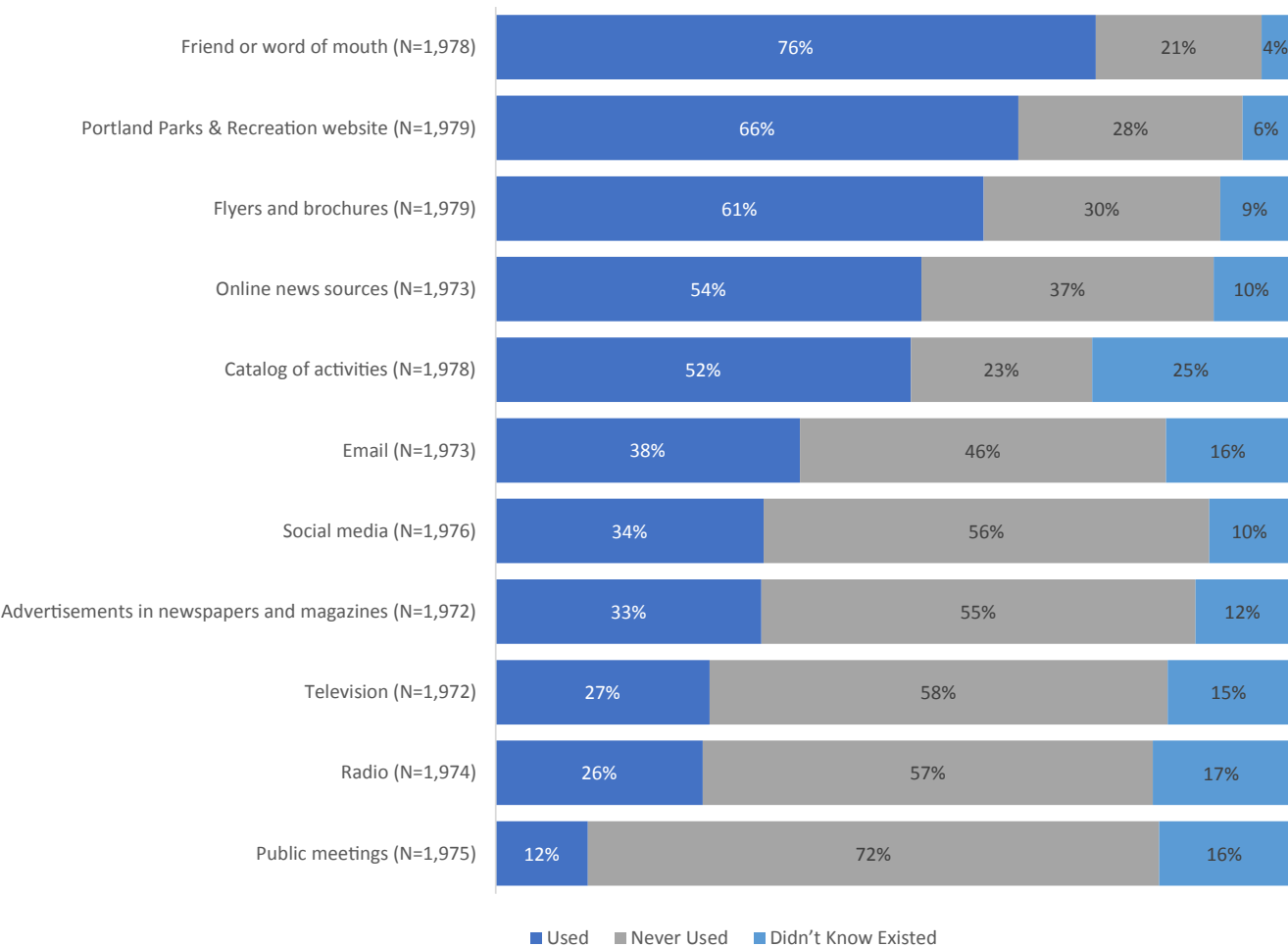
Results

Current Outreach and Marketing Usage:

The following are ways in which Portland Parks & Recreation communicates with the public. We would like to know if you've ever used any of these methods to get information about Portland Parks & Recreation. For each, please tell me if this method is something you have EVER USED, have NEVER USED, or didn't know existed.

“Friend or word of mouth” was reported as the highest method of PP&R outreach and marketing usage, with 76% respondents reported having used it (Figure 20). The second most popular method of communication was the PP&R website (66%). “Public meetings” were the least used source, with only 12% of respondents using them, though 84% of respondents knew they existed. While 52% of the respondents reported using a “Catalog of activities”, 25% had never heard of it – the highest percent of any method.

Figure 20. Distribution of use responses for current methods of communication

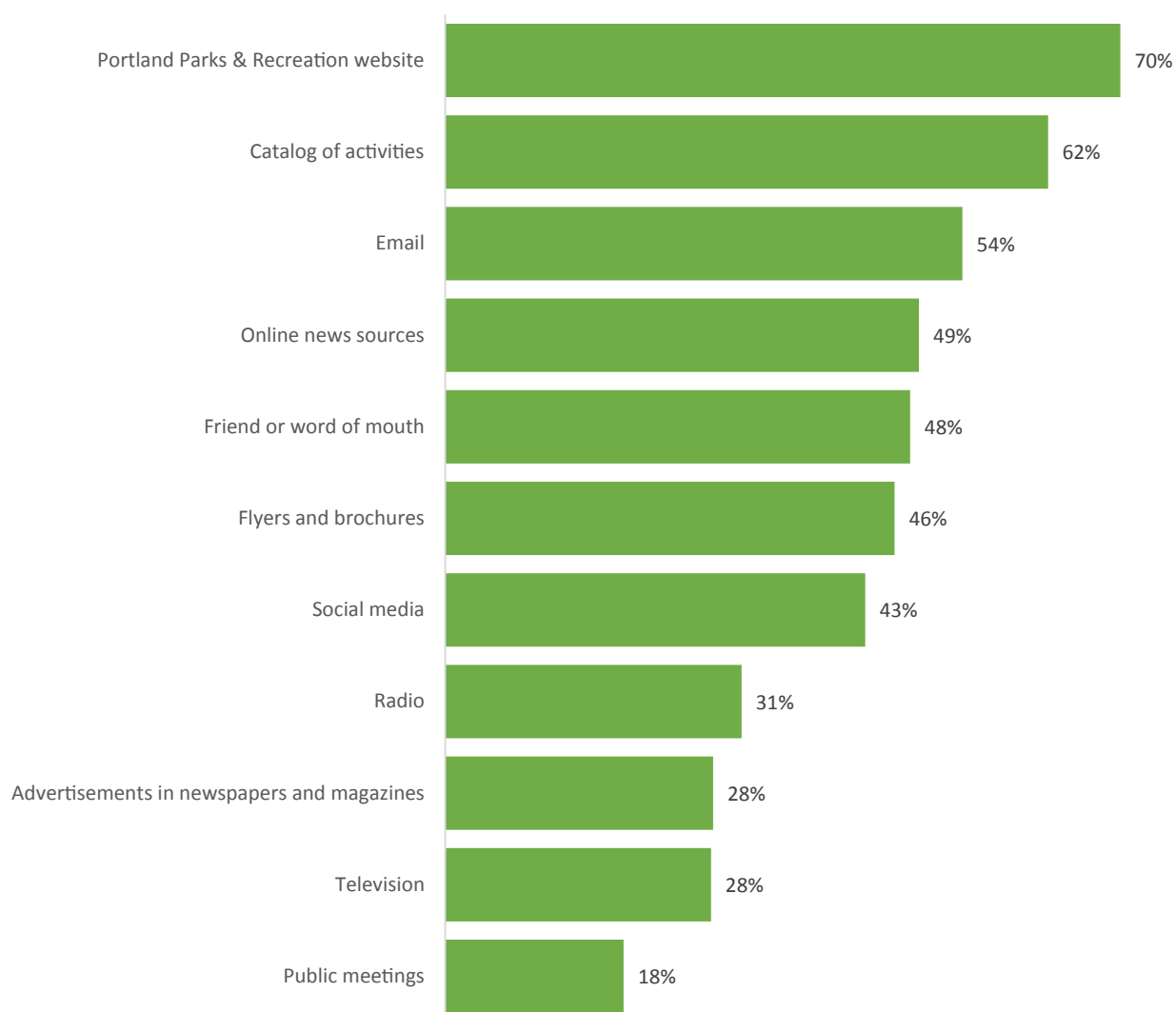


Preferences for Outreach and Marketing:

For each of the same ways, please select all the ways you would like to receive information from Portland Parks & Recreation.

For the 1,966 respondents who answered this question, the preferred method of outreach and marketing was “Portland Parks & Recreation website” (70%), followed by the “Catalog of Activities at 62% (Figure 21). Only a relatively small percentage (18%) reported attending a public meeting to receive communication from the bureau.

Figure 21. Percent of survey participants who prefer each method of communication



COMMENTS

At the end of the survey, respondents were asked if they had additional comments. A total of 601 respondents provided comments, which are listed alphabetically in APPENDIX 5. Comments that were critical were often specific in nature. Respondents identified certain parks or certain situations that need the Bureau's attention. The following list represents the concerns most often stated, but in no particular order.

- Homeless - Many of the comments with a focus on homelessness cited associated issues such as camping in the parks, drug paraphernalia (needles), potential for violence, and an overall concern for safety.
- Dogs – Comments ranged from frustration at a lack of enforcement of leash laws and owners not picking up canine waste, to those wanting fences around current dog off leash areas (DOLAs), though wanting more DOLAs available, and those wanting dogs banned entirely from parks.
- Appearance and maintenance of parks and facilities - These comments included both concerns for appearance (mostly trash pick-up and restroom cleanliness and functioning) and maintenance of play area equipment and facilities.
- The need for maintaining, improving, and even adding a variety of sports amenities also appeared often. Trails and paths were mentioned in a similar fashion.

Trees were a common topic for both criticisms and compliments. Many respondents stated that trees were an integral part of Portland and enjoyed seeing and using them for shade. However; others were concerned about areas with low canopy cover or places in which trees were disrupting the sidewalk with their roots or looked uncared for. There seemed to be confusion about what it meant for PP&R



Argay Park

to “manage” trees and how that relates to the responsibilities of homeowners and HOAs.

While there seemed to be just as many positive comments as constructive criticisms, the positive comments tended to be less specific and instead related to the holistic experience of a park visitor or recreation participant. These types of comments included:

- Recalling that PP&R were a part of their own childhood or that of their children;
- Appreciation for the variety of programs offered to family members;
- Enjoyment of Forest Park; and
- Declaration that Portland surpasses other city and state parks in quality.

Overall, positive comments were often sentimental, viewing PP&R as an unwavering institution for families and the community.

COMPARISON TO PREVIOUS SURVEYS

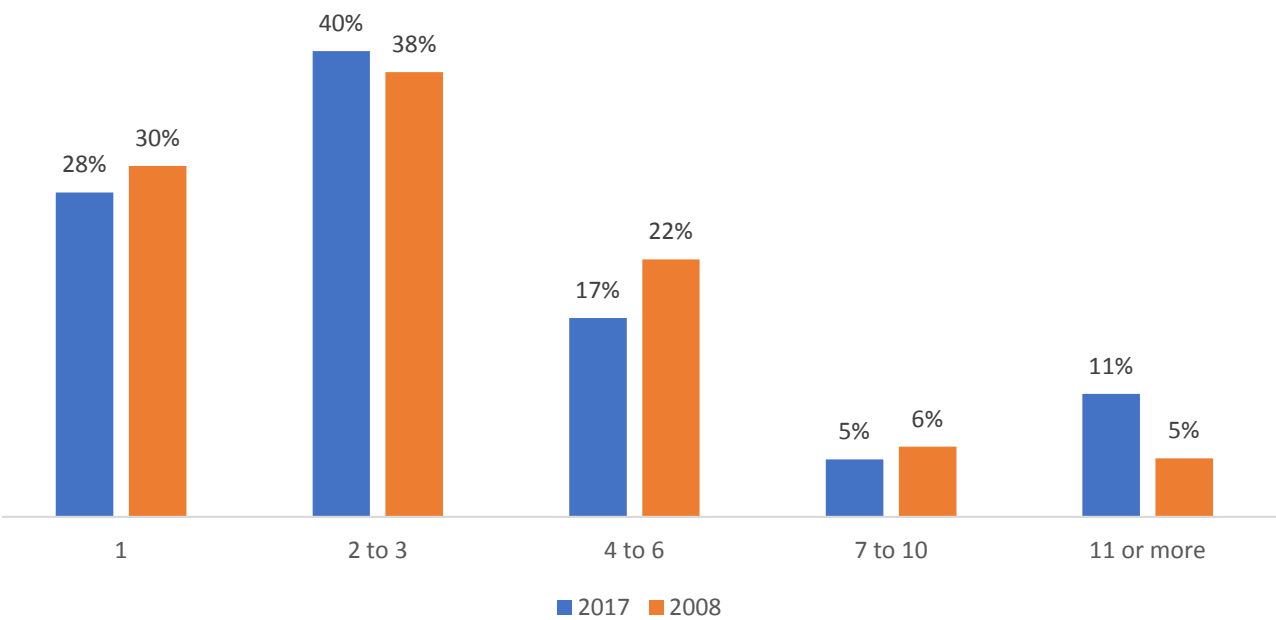
An important factor in the creation of this year’s questionnaire was the ability to compare the results with past questionnaires. Below is a summary of those comparisons, but there are some key pieces of information that should be recognized to better understand what the comparisons mean. As stated in the methodology section of this report, the current survey was conducted with an equity focus not seen in previous iterations. Not only was race not a factor in the distribution of those surveys, information regarding a respondent’s race was not collected. Understanding the effort it took to encourage engagement among communities of color and certain geographic locations, and having completed many types of surveys in the past where race and geography data was captured, there is strong reason to believe that previous surveys included a disproportionate number of white respondents and those from the southeast coalitions.

Knowing that the populations between the current and past surveys are different and that those differences often illustrate variances in responses, comparisons between this survey and previous ones should be viewed with some caution. In addition, the length of time between the most current and most recent survey is ten years. It is impossible to tell if changes in populations perceptions have been linear (started going down (or up) ten years ago and continue in the same direction each year) or if there have been peaks and valleys. Therefore, comparisons have been conducted as asked by senior management staff, but from an analytical perspective, responses from the current survey should hold a higher standard than previous responses and therefore stand on their own.

RECREATION

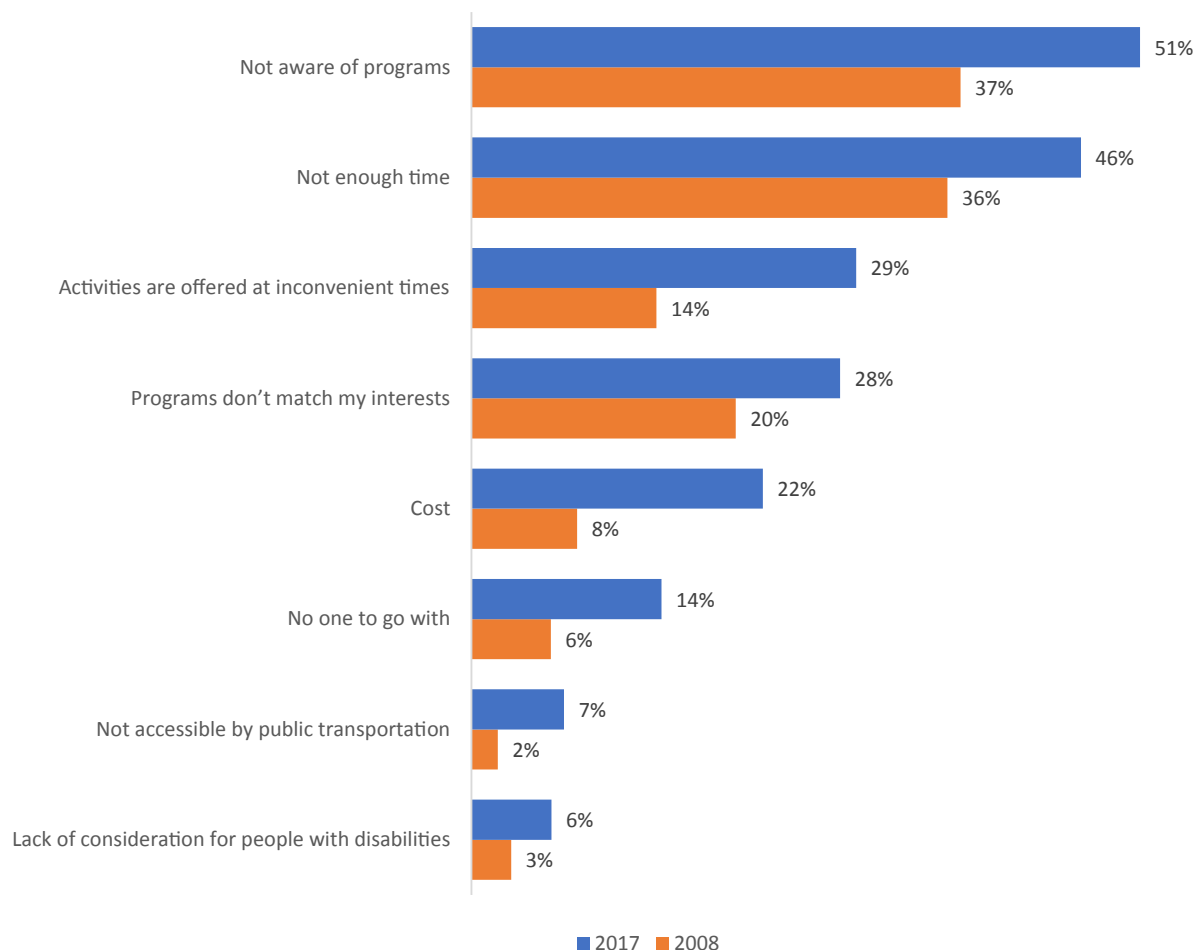
In 2008, a reported 29% of all respondents reported participating in PP&R recreation programs, compared to 40% during this survey period. Among those who reported participation, 95% of 2008 respondents rated PP&R programs “Good” or “Excellent” while 85% of 2017 did. Frequency of participation had some similarities between the survey periods (Figure 22). Though, the percent of respondents participating on the high end of the spectrum (11 or more programs) dramatically increased from 2008 to 2017.

Figure 22. Rate of recreation program participation by survey period



The current questionnaire added a few additional items to the list of barriers to participation. These additions did not impact the comparability of items that were listed on questionnaires for both time periods. In general, the ranking of the barriers in 2017 almost mirrored that of 2008, with the major exception of barriers listed third and fourth reversed, as were the last two barriers (Figure 23). There were large differences in the magnitude of accessibility by public transportation and considerations for people with disabilities, with both barriers being identified by at least twice the percent in 2017 than 2008. However; the most notable difference lies in the percent of those identifying “Cost” as a barrier in 2008 (8%) with those in 2017 (22%).

Figure 23. Barriers of participation by survey period



Though concern for safety was not included in the original 2008 list, it was listed among the other reasons provided by participants. In 2008, 20% of respondents provided their own reason and among them 4% stated safety concerns in parks. This equated to approximately 10 people. In 2017 the number of people stating a concern for parks was approximately 600 (30% of all respondents) when asked about park visitation and 280 (14% of all respondents) when asked about recreation program participation.

Respondents were asked about the importance of numerous PP&R programs. Like the last question, the inclusion of new list items did not influence items appearing on both questionnaires. For all the items, the average score was higher for 2017 than for 2008 (Table 2). The top two programs were the same in both survey periods. Swim and senior programs ranked higher in the list in 2017 than in 2008. The golf program measured the same for both survey periods.

Results



Washington Park

Table 2. Average level of importance for recreation programs by survey period

Program	2017	2008
Nature and environmental educational programs	3.6	3.5
Fitness programs	3.6	3.5
Swim programs	3.3	2.8
Senior programs	3.1	2.6
Classes to learn music	3.1	3.1
Youth summer camps	3.0	2.5
Programs for people with disabilities	3.0	2.2
Teen programs	2.9	2.3
Educational pre-school programs	2.6	2.3
After school programs	2.6	2.4
Tennis programs	2.4	1.8
Golf programs	1.8	1.8

LONG-TERM PLANNING

Comparisons between the 2008 and 2017 surveys were even more difficult for the area of long-term planning for several reasons. First, the scale used in 2008 ranged from one to four, compared to the one to five scale used throughout the 2017 questionnaire. The one to four scale in the 2008 question included the responses “Not at all important” and “Very important” at each end of the scale. These options are also available on the current questionnaire, though the range in the middle differs. Therefore, only the responses on the far ends of the spectrum are comparable. Second, the list provided in the 2017 questionnaire was worded differently than in 2008. Part

of this was due to broadening the focus of the current survey (to be more bureau-wide) as compared to a recreation-centric survey in the past. Due to these differences, comparisons would not necessarily be evaluating the same ideas.

DEMOGRAPHICS FOR SURVEY PARTICIPANTS

Any comparisons of sample demographics and citywide Portland are made using the American Community Survey data³. As stated in the methodology section of the report, weighting was used for age, gender, income level, neighborhood coalition, and race/ethnicity. This means the reports are generalizable to all Portlanders and were not unduly influenced by these factors. Yet, there is another reason to compare the sample demographics to citywide Portland and that is to understand who did and did not engage in the survey. This information can be helpful when determine future survey and data collection methods.

GENDER

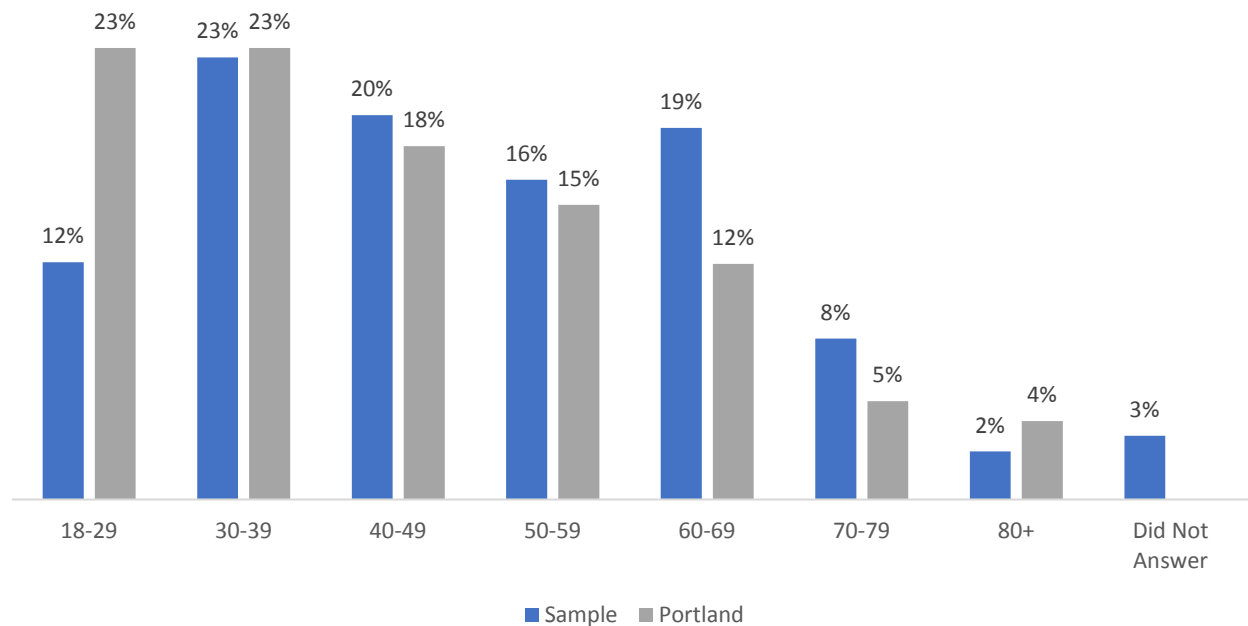
A higher response rate from females than males has been the trend for most of PP&R's previous surveys. This survey continued that trend with 58% female respondents and 38% male. Three percent of the respondents either left the question blank (1%) or chose "Prefer not to answer" (2%). There were four trans male (0.2%), three trans female (0.1%), and seven genderqueer/androgynous (0.3%) respondents. Three respondents reported "Other" (0.1%). These respondents left comments for the "Other" that did not represent a gender and therefore could not be categorized. The binary gender distribution of Portland is 51% female, 49% male.

AGE

Respondents were asked their year of birth to calculate their approximate age. It was decided to ask for the year of birth rather than to check within an age range so that the age could be grouped in a variety of ways, depending on the need for the data. Of the 2,003 respondents, 3% did not provide a response (Figure 24). Respondents range in age from 18 to 95 years. The average age of the respondent was 48 with a standard deviation of 16. The most common age (mode) was 37 and the median age (the age in which half of the respondents are older and half are younger) was 47. PP&R surveys have a history of having a relatively low representation of adults under 30 and a high representation from seniors (60+). This survey follows that trend with 12% of respondents under 30 years and 28% aged 60 or older.

³ US Census, American Community Survey 2011-2015 5-Year Estimates for Demographic and Housing Estimates (DP05), Age and Sex (S01101), Household Income in the Past 12 Months Estimates (in 2015 inflation-adjusted dollars) (S1901), and Educational Attainment (S1501)

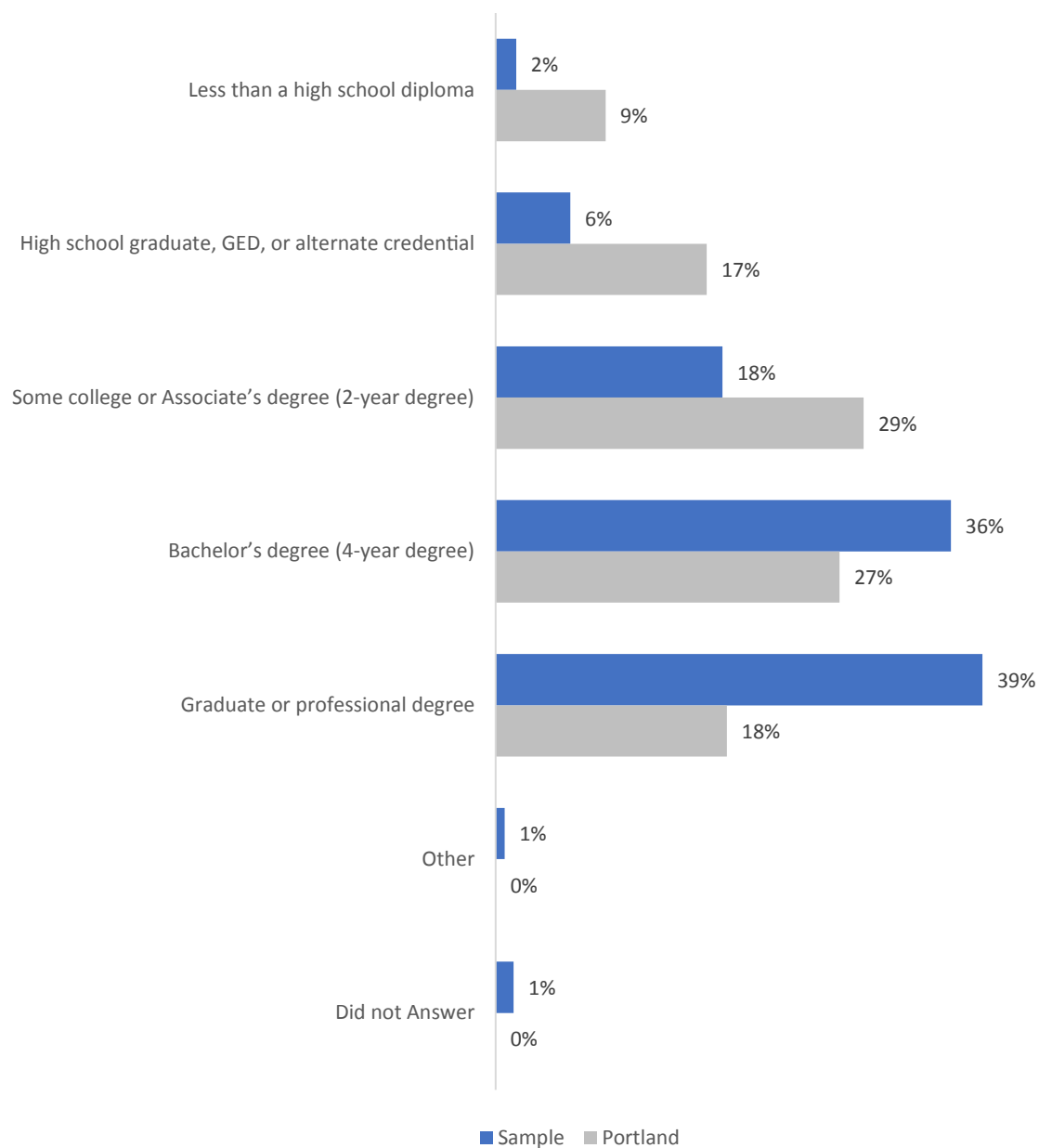
Figure 24. Age categories of survey participants



EDUCATION

Respondents were asked their highest level of education. One percent of respondents did not answer and one percent provided a response that could not be easily categorized (Figure 25). Some respondents chose “Other” and then provided an education level that could be categorized (for example, “PhD”). In those cases, the appropriate choice was checked and the response removed from “Other”. Overall, respondents were highly educated with three-quarters (75%) having at least a Bachelor’s degree and approximately 92% have at least some college experience. (Citywide, 45% of residents are estimated to have at least a Bachelor’s degree and 75% some college experience). Higher than average education levels have been seen in previous PP&R surveys.

Figure 25. Level of education for survey participants



Results

RACE

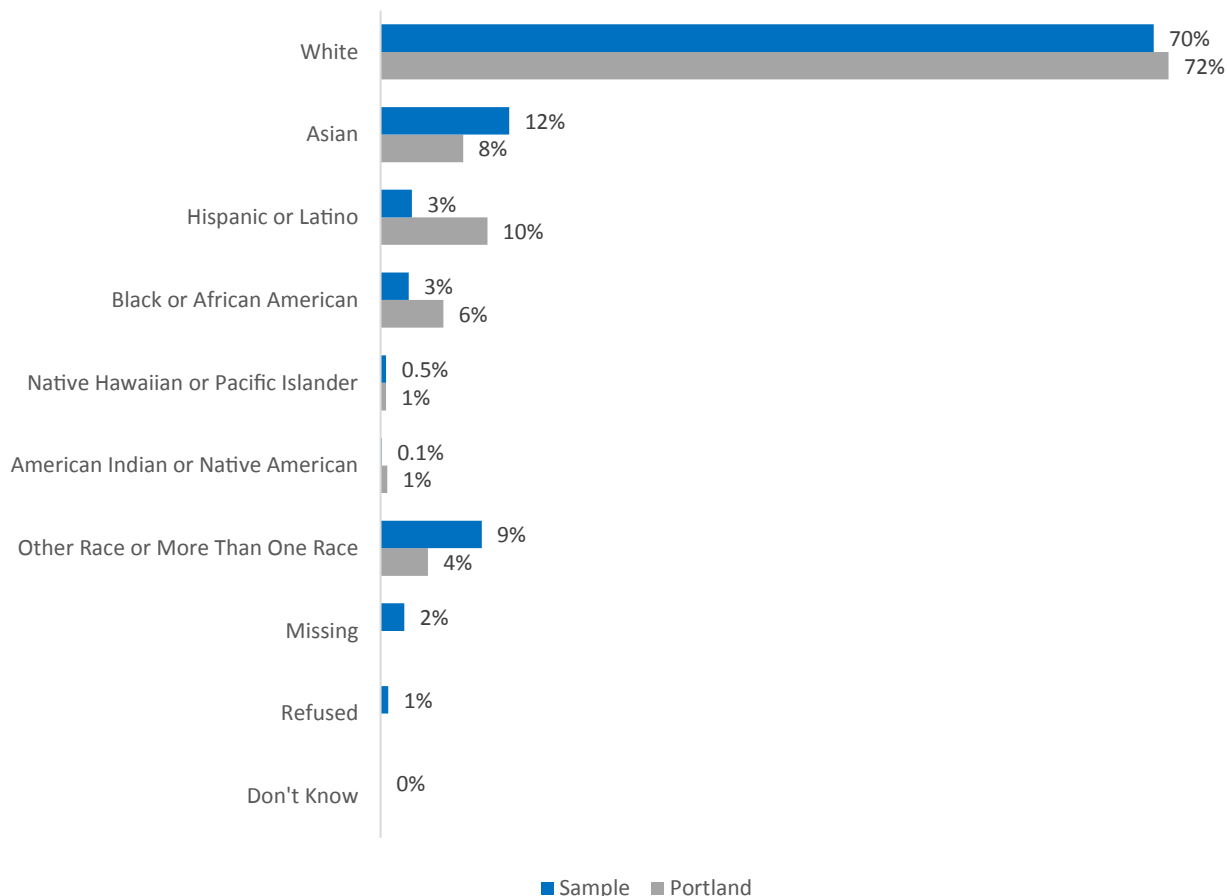
There were multiple ways to illustrate the race/ethnicity distribution of survey participants. The first method assigned each respondent to one race/ethnicity category. An overwhelming majority (70%) of respondents identified as “White” (Figure 26). Respondents choosing a race/ethnicity not included in the initial distribution sampling goals or those choosing more than one race/ethnicity were categorized as “Other Race or More Than One Race” and represented the second most common category with 8%. There were roughly the same percent of both “Hispanic or Latino” and “Black or African American” respondents. “Slavic or Eastern European” represented 1% of respondents and American Indian or Native American respondents represented 0.1%. Two percent of respondents did not answer the question, 1% chose “Refused”, and 0% (1) respondent did not know. Twenty-seven percent were respondents of color.

The sample population did not mirror that of Portland’s in any one category. There was an overrepresentation of the Asian population, a slight underrepresentation of the White population, and a large underrepresentation of both Hispanic/Latino and Black/African American populations. The sample included more than double the percent of Portlanders identifying as “Other race or more than one race” (9% and 4%, respectively).



Making friends at the park

Figure 26. Race/ethnicity of survey participants



Unlike all other demographic questions, respondents could choose to identify as more than one race/ethnicity. As reported in Figure 26, those identifying with more than one race were categorized as “Other Race or More Than One Race”. While this may be the most succinct way to report the data, it may not truly reflect the diversity of the sample as those who identify with more than one race/ethnicity are not identified as any race/ethnicity. To remedy the situation, Table 3 reports each race/ethnicity chosen, including breaking down the race/ethnicities chosen by those that were previously categorized as “Other Race or More Than One Race”. The percentages add up to greater than 100%, as those who identify as more than one race/ethnicity were included in each category they checked.

Results

Table 3. Distribution of race for all respondents

Race/Ethnicity	Number	Percent
White or Caucasian	1,510	75%
Hispanic or Latino	86	4%
Asian	262	13%
Black or African American	68	3%
Alaska Native	5	0.2%
American Indian	25	1%
Native Hawaiian or Other Pacific Islander	10	0.5%
Slavic or Eastern European	54	3%
Other Race	55	3%
Don't Know	1	0.0%
Refused	14	1%
Missing	43	2%

Table 4 breaks out the Asian population (from Table 3) into more detail. The percent listed represents the percent each group represents compared to the whole population.

Table 4. Distribution of Asian race⁴

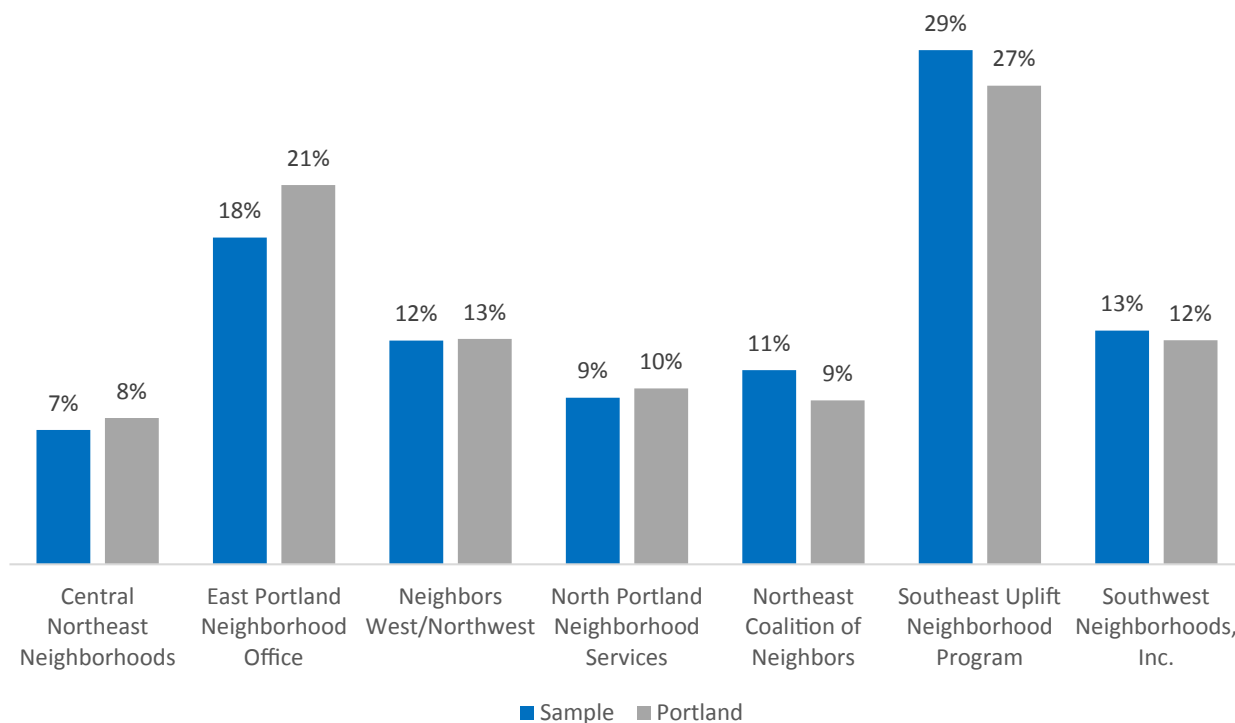
Race/Ethnicity	Number	Percent
Chinese	128	6%
Vietnamese	46	2%
Other Asian	67	3%
Missing	35	2%

⁴ Thirty-five Asian respondents completed the web survey before it was decided to add sub-categories of “Chinese”, “Vietnamese”, and “Other Asian”. Therefore, these respondents did identify as Asian but no further information is available. In Figure 26 these 35 respondents are categorized as “Other Race or More Than One Race”.

COALITION

The distribution of responses shows Southeast Uplift Neighborhood Program with the highest proportion of responses at 29%, which is not much different than the distribution of households across Portland (27%) (Figure 27). The Central Northeast Neighborhoods had the lowest with 7%, also in line with citywide estimates. The most notable difference occurs in East Portland Neighborhood Office, where 18% of the responses originated but 21% of the households are estimated to live.

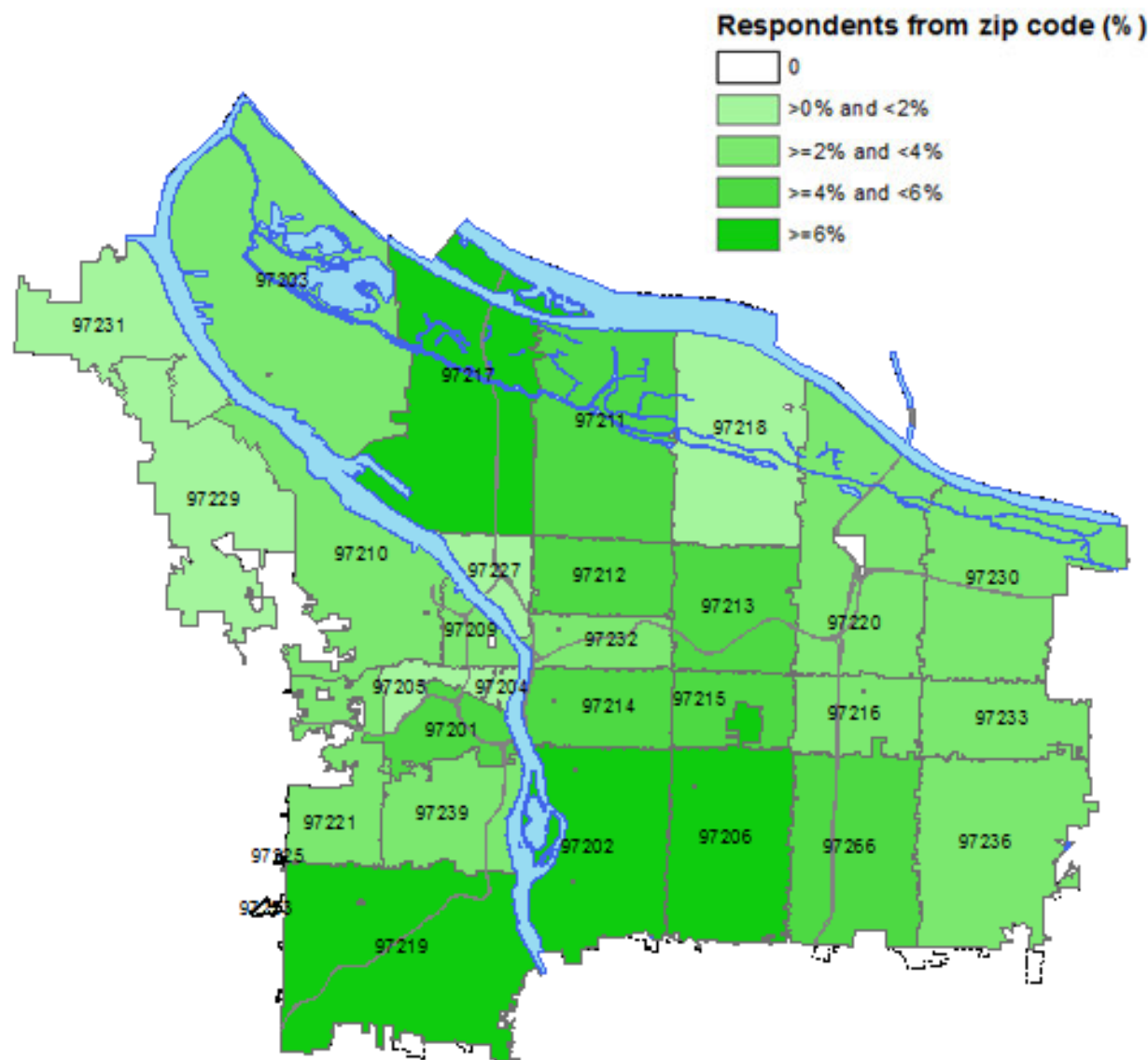
Figure 27. Neighborhood coalition of survey participants



ZIP

There was at least one respondent from all 29 standard zip codes found in Portland (Figure 28). Actual responses ranged from one to 148, equivalent to responses equaling 0% to 7.4%. Zip codes in the southwest and south east tended to represent a higher portion of respondents than those in the north or in East Portland.

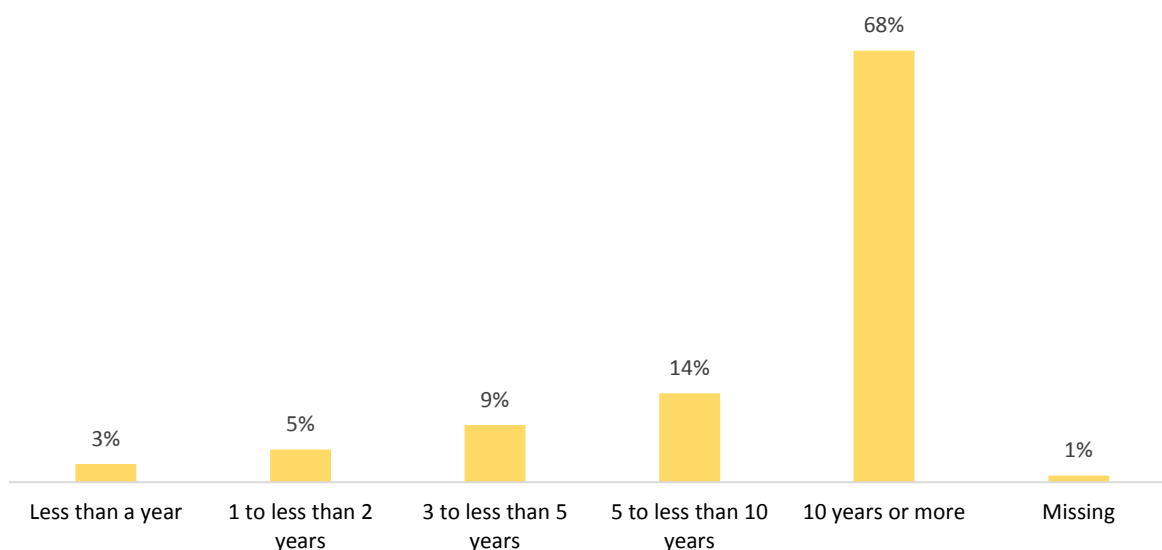
Figure 28. Distribution of zip codes for survey participants



RESIDE

The survey attracted longtime residents with nearly 68% of the respondents reporting to live in Portland 10 or more years (Figure 29). That is nearly five times more than the next most popular response, 5 -10 years.

Figure 29. Length of stay in Portland of survey participants



HOME

Survey participants were asked if they owned or rented their current residence. Sixty-nine percent reported owning their home, 28% rented, reported “Other” and 1% did not answer. Those who chose “Other”, reported not being financial responsibility for their homes (either as rent or mortgage). The most common of these situations were respondents living with a family member(s) or a significant other.

HOUSEHOLD

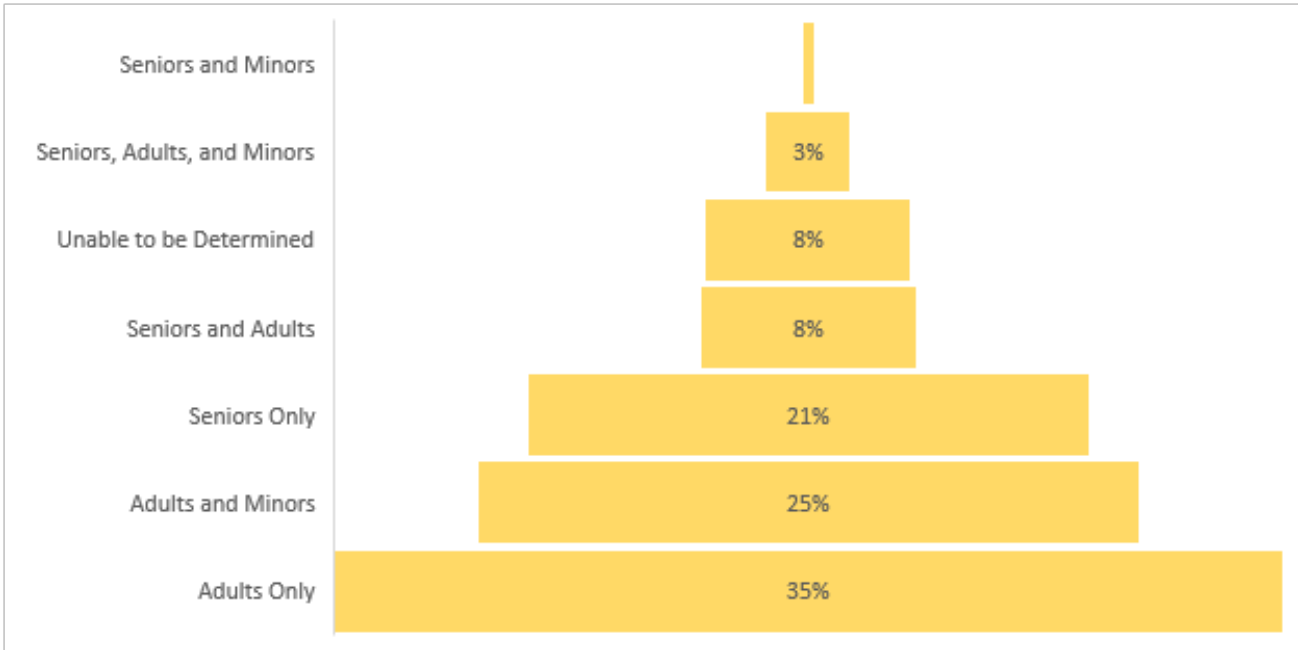
Respondents were also asked about the number and ages of those in the household. The distribution of household make-up is illustrated in Figure 30. Households with only adults were the most common type of household (35%), while seniors⁵ and minors were the least common (0.5%). Minors were present in 30% of households. Three percent of households included members of all three age groups. Households categorized as “Unable to

⁵ Seniors are considered those aged 60 or older, as defined by recreation programs.

Results

be Determined” were missing at least one data point regarding the presence of minors, adults, or seniors.

Figure 30. Household membership of survey participants



As reported in Figure 30 above, roughly 30% of the households surveyed had a minor in the house. Minor ages were divided into three categories (Table 5). Thirteen percent of households surveyed had at least one child five years old or younger. Fourteen percent had at least one 6 to 12 year olds and 11% had at least one teenage minor in the house.

Table 5. Percent of households with minor in the household by age category

Age Group	Minor in Household
0 to 5 years	13%
6 to 12 years	14%
13 to 17 years	11%

DISABILITY

This is the first time PP&R has asked about disability status in a survey. Respondents were asked if anyone in their household was disabled. The type of disability or the severity was not identified. Despite the sensitivity of this question, all but 25 survey participants responded. Twelve percent of households reported having a member with a disability.

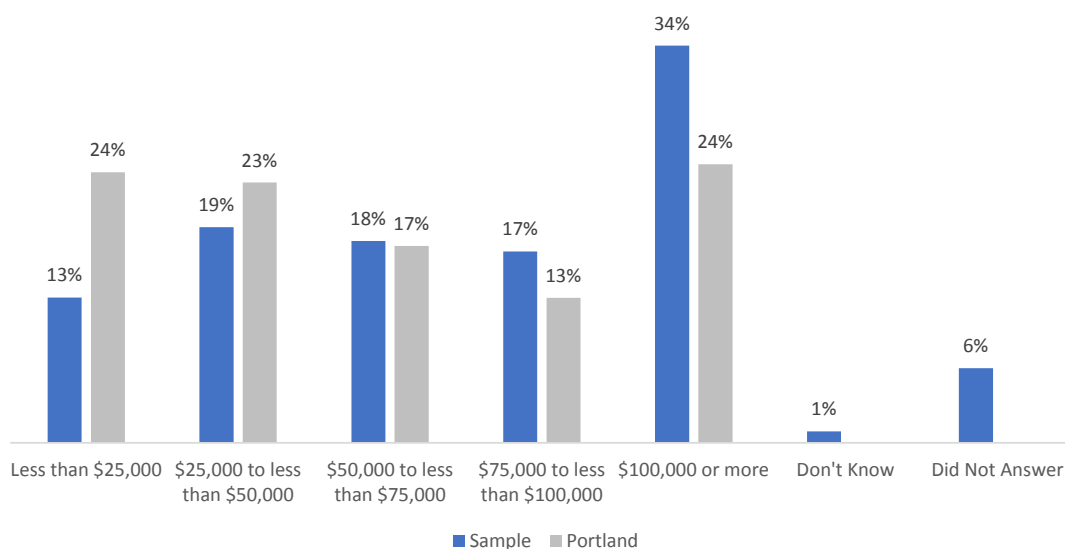
DOGS

Survey respondents were asked the number of dogs in their household. All but 32 (1.6%) respondents answered. One in three respondents (33%) had at least one dog. Among those with at least one dog (N=657), 75% had one dog. Twenty-one percent had 2 dogs, 3% had three dogs, 1% had four dogs, and 2 respondents (0%) had five dogs.

INCOME

Along with being highly educated, the overall respondents to this survey also had a larger proportion of high income households when compared to Portland (Figure 31). The distribution is unmatched across the spectrum, with the survey sample having an overrepresentation of respondents at \$50,000 and higher. Thirty-four percent of respondents reported making at least \$100,000, compared to 24% of citywide Portlanders. Thirteen percent reported making less than \$25,000, also compared to 24% of the general population. As expected, this sensitive question had a higher number of respondents not providing an answer (6%).

Figure 31. Household income of survey participants





Elizabeth Caruthers Park



SURVEY LIMITATIONS

No one survey method is perfect for reaching all populations and answering all questions. This survey is no exception. The need for alternative methodologies to address individual communities and explore some questions more in-depth have already been discussed in the introduction of this report and is a topic of conversation among several departments and divisions within the bureau. Previous experience with similar surveys to this (and with focus groups) illustrate that service and program preferences can differ between groups. PP&R will continue to use this information, combined with information provided by other survey collection methods, to create a more accurate and precise picture of the needs and wants of all Portlanders.

SURVEY SECTIONS

Parks

The popularity of parks and natural areas cannot be underestimated as nearly all respondents reported having visited in the past twelve months. With more than half visiting at least weekly and a third visiting two or more times a week, the survey confirmed that Portlanders engage heavily with many PP&R properties. The frequency at which respondents visited means their ratings and their experiences within the parks are coming from first-hand knowledge. This is powerful but concerning when it is reported that nearly one in three respondents have a concern for their safety in a park or natural area. In addition, visitors voiced concerned about the homeless population and related issues such as human waste, excessive trash, drug abuse and paraphernalia, and violence.

A beginning level of service metric was captured and will need to be unpacked using the knowledge and experience of the bureau's planners. Understanding the importance of park features as they relate to residents of different geographies, age, race/ethnicities, and household membership will be a key factor in coaxing information from the multi-faceted questionnaire item.

Recreation

About one in four respondents had participated in a recreation program in the past twelve months, with nearly one in three participating in four or more programs. Overall, participants were happy with their recreation experience. This data is not much different than that seen in the 2008 Recreation Needs Assessment Survey.

Discussion

All barriers to participation listed in both surveys increased from 2008 to 2017. One in five respondents felt cost was a barrier, nearly triple the percent reported in 2008. With access to park services being a core part of the organization's mission, cost as a barrier will be an important factor to consider.

Similar to the park's level of service question, the importance of recreation programming will need to be reviewed by recreation staff to better understand how a program relates to the needs of different groups of the respondents.

Urban Forestry

Urban Forestry's survey debut was successful with high importance placed on all their goals. This survey may have highlighted a major issue for Urban Forestry - there is a strong disconnect with the public's understanding of Urban Forestry's role. First, with seven out of ten respondents not aware of the park's responsibility to manage park and street trees, the need for outreach cannot be overstated. Second, management of street trees is not a clear concept to the public. Though not mentioned by name, the Tree Code has caused some confusion among respondents and their comments illustrated that. An inability to understand how we can "manage" trees but still require them to be responsible for them was a clear point of contention for some respondents. Again, an outreach and education component may help clarify this issue.

Long Term Planning

Long term planning, both in terms of spending and prioritizing had a clear theme. Survey respondents stressed the importance of resource allocation to areas of sustaining and improving the bureau's current assets, compared to acquiring new ones. The only deviation from this pattern was when new assets were acquired to increase equity and access to those who currently do not have it. The importance of maintaining current assets should not be surprising as the most recent bonds that focused on such activity easily passed.

Outreach and Marketing

In a way, the first outreach and marketing question was a specific level of service question and just like the other level of service questions; it will require the expertise of staff to help understand the many layers of information available. What is clear, is that Portlanders depend heavily on the PP&R website and catalog of activities; both for their current use and for their preferences.

Conclusion

The 2017 Community Needs Assessment Survey included the thoughts of more than 2,000 Portlanders from a variety of demographic backgrounds. In collaboration with other data collection methods, the information provided by the survey has the potential for bureau-wide use. This survey has provided an abundant amount of data that will continue to be mined for insight. The results will be disseminated to other bureaus, city council, the parks board, and individual divisions and managers.



Concert in the park



Community Center music master class

Appendix 1.

Comments - Poor Park Rating

A lot of garbage everywhere, along with a high rate of homeless people around that gives a sense of danger.

A lot of homeless people. Ran into a few camped out at Washington Park. Scared our family.

dirty.

facilities and fencing and recreation opportunities lacking

Full of bums

homeless camping out/taking drugs outdated play equipment unkept grounds, muddy, wet, trash

Horrible condition- fields are unplayable - compared to Beaverton, Hillsboro or Tigard. West Linn or LO - all Portland parks are a joke

I use the parks often to play tennis and tennis courts are in pretty bad condition all around, in every quadrant of the city.

maintenance, homeless, poor design, southwaterfront greenway way overdesigned, garbage, paths not maintained, willamette park not having riverbanks maintained-with shrubs, trees not cut for views-who's idea that an urban park should be like a wild wetlandwhich it isn't?

Many homeless individuals are a mess and the areas where the homeless are, are a mess. The parks are kept up nicely and some of them have graffiti in them. I hate to keep nagging on the homeless, but I wish they would clean up after themselves, but now we just avoid the area.

muddy field. Used to be soccer but now exclusively baseball? When are the bathrooms open? Why doesn't the basketball court have lights on it?

neglect

no maintermant

Nothing

overgrown, uninspired landscapes lacking in aesthetic and functional hardscape and facility upgrades

People that use heroin go to parks and use there; the streets are filled with people using drugs.

Por que no es seguro para los ninos ahi muchos homeless durmiendo en los parques y encontramos jeringas una vez que fuimos

Roads and trails are not maintained. Huge amounts of sediment are washing into the Willamette destroying salmon habitat. Restrooms are closed. Campers are leaving trash everywhere.

There are Junkies everywhere!

they are not ADA compliant, they do not keep their sidewalks and curb cuts clear and in compliance with Federal ADA, The facilities, including playgrounds are not safe for disabled children

They do not have adequate funding for adequate maintenance.

Too many homeless and loiterers. Zero policing. Dog feces.

We usually go to pier park. There is not much for the kids to do there. The water feature there is really cool, however the water sprays out to hard and I am afraid of it hurting my 3 year old. We love Pier Park but just wish there was more playground feaures at Pier Park.

Грязно, не ухожено, отсутствуют лавочки для отдыха. ("It is dirty and not well-groomed, no benches for resting")

很多垃圾 ("A lot of Garbage")

Appendix 2.

Comments - Barriers to Park Visitation

bad weather

bad weather

bad weather

bad weather

bad weather

Bad weather

Bad weather

bad winter weather

Bathroom facilities are lacking

bathroom locked

Bathrooms are not open

Bathrooms are not open, parks often need repairs

Bathrooms sometimes not open

Bathrooms unavailable or gross

bathrooms, parks need more open bathrooms

because mostly rainy outside

bridge out of service

Bums

campers in neighbor hood

camping, litter

Camps & swim lessons sell out immediately

Car broke down

Cathedral park could be kept up better

Certain parks have a lot of homeless people

Chronic illness

Cleanliness

Cleanliness is a concern

cleanliness of facilities

cleanliness, drug paraphernalia

closed bathrooms

closer fenced dog park

Concern for safety during storms (trees)

condition of facilities

construction or closed for safety

cost of parking

Could use more lighting

Criminal activity

Currently limited walking ability, not familiar with local parks & programs

Demasiados homeless en los senderos para correr y caminar.

dirty

Dirty

Appendix 2. Comments - Barriers to Park Visitation

Dirty
Dirty, graffiti
Disability
Do not know the area
dog areas are too crowded
Dog Dangers, lack of diversity.
Dog feces or off leash animals
Dog mess
Dog Off-Leash Availability
dog poop
dog poop bags left on the trail or dogs running off leash
Dog waste
Dog waste
Dog waste, dogs off leash
dogs not allowed off leash
dogs not tethered
dogs off leash
dogs off leash
Dogs off leash
Dogs off leash not staying in designated areas... should be fenced in somehow ???
dogs running wild in on-leash areas
dogs, skate boards, trail bikes
Don't feel like dealing with mud
Drug paraphernalia found around children's play equipment.
Drug usage
Drug user/threatening mentally ill/theft
Drugs and homeless
Drunk people and shootings
during winter season, bathrooms are closed, with just one being available
Elderly considerations
Enclosed areas for dogs to play
english ivy invasion
Enough natural areas by home
Errol Heights Park still being developed. Springwater Corridor unsafe
excess trash, lack of garbage cans
fast bikes on Springwater
Fields park has too many events that use entire park and prevent public from using
For some parks, lack of auto parking
gang activity- unclean facilities
Get the homeless parade out. You have ceded Ross Island and the springwater to the riders of the apocalypse. I don't feel safe in Errol heights or esplanade .
Go when grandkids visit on random weekends

Appendix 2. Comments - Barriers to Park Visitation

Goddamned undisciplined canines & their stupid human owners.

goose droppings

Halsey street not walkable between home and there

Having enough time

Having to be concerned re homeless campers and their mess

having to pay for parking

Health issues

herbicides/pesticides

Hillside Center is closest to 97229 and there are NO ADULT classes ! PUT IN A POOL , expand parking

Homeless

Homeless

Homeless

Homeless

Homeless

Homeless

homeless campers

homeless camping

homeless camping

Homeless camping

homeless camping & closed for fee-based festivals

Homeless camping and trash in the parks.

Homeless camping--concern about needles and human waste

homeless camps

homeless camps

Homeless camps

Homeless camps at certain areas make me feel unsafe

homeless garbage

homeless living in park

homeless living in/around park

homeless needing to camp, drug use in park

Homeless people

Homeless people

Homeless People

Homeless people and human waste

Homeless people being nasty

homeless people, needles

homeless population

Homeless population

Homeless Population

homeless, human waste

homeless, poor maintenance

Appendix 2. Comments - Barriers to Park Visitation

homeless, to wet in winter

Homelessness

homelessness/garbage

homelessness-related debris, off leash or otherwise threatening dogs

hours of operation

I am disabled and all too often the grass hasn't been cut in a long, long time, the drained is horrible so there is standing water everywhere in the playing field, walking areas, etc.

I am partially disabled, so it can be difficult to go out in general.

I belong to a different fitness club.

I choose to spend my free time otherwise

I go once or twice a day, I wouldn't go any more often than that

I have difficulty walking and breathing

I have no need to use a park

I have young children

I hike weekly in the Gorge or near Mt. Hood

I mostly stay indoors

I still visit but sometimes afraid with homeless camps

I want to be alone outside, but there are people outside

I wish there was a little more vigilance because of racism.

If dogs were banned from nature area parks

If I were retired, I'd go more.

If tennis courts aren't kept up

If the Portland Park had a lot of litter around and/or my dog'(s) were not aloud to be in the park with me!!!

I'm disabled & can't drive

Im happy with when I go.

I'm not familiar with what activities the parks close to me offer.

Inadequate or fee based parking

inclement weather

Inclement weather

Intersections to get to the park can be difficult to cross for pedestrians.

It is just a matter of me making the time to go more often.

It shames me to say this, but the homeless people - especially men - are often threatening, intimidating or make me feel depressed.

items found that were a danger to dogs

it's raining!

I've reported a safety issue that has gone on unaddressed by the parks

jagged metal around baseball fields at Woodstock Park

Junkies

Just can't get there, difficulty walking.

Just didn't

just don't think of going

Just Lazy

Just moved here, haven't had a chance to visit yet

Appendix 2. Comments - Barriers to Park Visitation

Không có khu vực chơi thể thao như basketball, volleyball, badminton, bingbong,

knee injury

Lack of activity for toddler

Lack of bathroom facilities

Lack of bike parking

Lack of bike trails and flush toilets

lack of covered activity areas

lack of covered areas

Lack of dog areas

Lack of free time -- nothing to do w/ PP&R

lack of functioning restrooms

lack of interest

lack of maintenance - ex: muddy all year round colonel summers fields

lack of open restrooms

lack of parking

Lack of parking

lack of parking for older people

lack of public restrooms

Lack of quality, not all parks have the same materials, for example, sand and water.

lack of safe, clean restrooms

lack of supervision

lack of top-of-mind awareness

lack of water sources and restrooms

Lack of weekend family class/activity options at community centers

Laurelhurst Park has serious homeless, drug and gang issues. All connected.

laziness

Lazy!

Lazy!

Lethargy! Not fault of parks!

limited off leash dog area

Limits on reasonable alcohol consumption

litter and pollution

litter, trash and homeless people

litter/cleanliness (Kelly Point), summer lunches are not good nutrition, but my kids still want them

Loitering, homeless camping

Lots of homeless camps

Lots of homeless people/people drinking doing drugs in parks

Maintenance - bathrooms

Many homeless have made the parks their homes and there is often trash, smells of urine, and discarded needles.

memory impaired

messed by homeless people

mobility issues

Appendix 2. Comments - Barriers to Park Visitation

Mole hills on baseball fields, also used needles

more and bigger dog park area, specifically in Woodlawn park. Park management has been incompetent in working towards this neighborhood goal.

more family pic nic areas

more than walking distance

most of the rest rooms are closed

Mountain Bikers

Mt Tabor is challenging to climb when there's a lot of wood smoke going in the affluent neighborhood adjacent--I have asthma and it's difficult

Muddy trails/poor maintenance

murder location/trash/stabbing location

my poor health

n/a

N/A

Natural areas not very large

need more covered play areas for winter time

need to have a swimming pool at a park closer to my home

needles and garbage in the grass

Needles,harassment, trash

Needs better pedestrian access and too much goose poop!

no bathroom

No bathroom

No bathroom

no bathroom, doors lock!

no bathrooms

No dog park

No en Invierno

No equipment at neighborhood park

no facilities

no fence around dog park

No interest

No official dog park area

no oversight; can be dangerous

no parking

No picnic grills

no playgrounds for kids

no public bathrooms

No reason or need to go

no reason to go more often

no reason we love the park

No reasons

no reasons not to go

No reasons to mention

Appendix 2. Comments - Barriers to Park Visitation

No restroom

no restrooms

no sidewalks from home

no swings; drug deals

No Toddler programs.

no trespassing signs on metro parks

No water available for dogs

No where to ride my skateboard

none

none

None

None of the above

None of the above

None of the above

None of the above

None of the above

None of the above

None of the above

None of the above

None of the above

None of the above

None of the above

None of the above

None of the above

None of the above

None of the above

None of the above

None of the above

None of the above

None of the above

None of the above

None of the above

None of the above

None of the above

None of the above

None of the above

none that i can imagine

None within walking distance of home

none! i go all the time

none. I'm walking in South Park Blocks daily

none. I go when I want.

Non-working fountains, no decent portable bathrooms

Appendix 2. Comments - Barriers to Park Visitation

not a concern

not a priority. I walk in the hood.

not big enough for real walk

Not clean

Not cleaned regularly

Not Dog Friendly

Not enough bastions

Not enough free parking

Not enough good parks in my area

Not enough light in the evening

not enough parking

not enough parking

Not enough parking

Not enough parking

Not enough parking

Not enough parking

Not enough parking, posted hours at the visiting center are not accurate

Not enough parking.

Not enough shelter from rain

not enough sport fields have to use school fields

Not enough time!

not enuf bathrooms

Not interested

Not interested

Not interested

not many larger parks in the city, except forest park

not within walking distance

Nothing

occupied by homeless

off leash dogs

off-leash dogs

Off-leash dogs

off-leash dogs not controlled by owners; speeding cyclists on pathways

Old play structure and lack of splash pad or natural play area

Only go when weather is dry.

Other interests

other obligations

Our closest park playground is closed due to flooding

Our local park unfortunately has a lot of homeless living in the area and is unpleasant to take children.

overrun by homeless, smokers

Park construction

park didn't have a tennis court

Appendix 2. Comments - Barriers to Park Visitation

Park hours
park neglected, in disrepair
Park not maintained well
parking
parking
parking
Parking
Parking lack
Parking lot not maintained
Parking meters in Washington Park
Parking not available, more areas are no-parking zones now
parking, weather, I don't know which one to check out next
Parks are sometimes overrun by homeless
parks are very nice but not enough for amount of people around.
Parks near my home don't have much going on and have sketchy characters
People camping in Parks
people do not follow the park's rules and regulations
people do not obey keeping their dog on a leash and our child is scared of dogs
People having their dogs off leash
People living in the park/threatening behavior
People sleeping in park or unsavory characters hanging around.
people smoking
People smoking in neighborhood parks.
personal inertia
pet poop on the grass
physical maintenance lacking (clean)
playground is for older kids
pool closed
Poor access along roads without sidewalks if anything
Poor bike/walk access
Poor condition - run down and lack of maintenance
Poor grounds maintance
Poor Maintenance
poor overall condition of native plant communities
Poor parking, or public transit takes too long from home
poor weather
Poor weather
Poor weather conditions
Poor weather conditions, trails slippery and everything muddy lately
pouring down rain/sleet/etc
prefer more like Tanner Springs
Public drinking, marijuana smoking, homeless campers

Appendix 2. Comments - Barriers to Park Visitation

Quality of parks on the east side are substandard compared to west side.

rain

rain

rain / lazy

Rain ;)

Rain!

raining

raining a lot this spring

rainy day

Rainy Portland winters

rainy weather

rainy weather

rainy weather

Rainy weather

Rainy weather

Restrooms not open or not clean

Riff Raff hanging around. Sometimes obnoxious teens as well.

River View Nature park doesn't allow leashed dogs for hiking

run down

Sadly, the rising number of homeless and uncollected garbage (only some of which may relate to the homeless)

Safe parking

Signs of homeless and drug abuse

skater culture/rudeness

Smoking

Smoking, drug use, used syringes, unleashed dogs, dog waste, homeless people

Some city parks have too many homeless. Some are full of needles. I used to use them all the time.

some dogs parks are so muddy

Some don't have restroom facilities or water fountains

Some instructors are under qualified to teach/coach

Some of the equipment is kept in very poor shape

Some parks have a high homeless population

some parks too much shade

Some programs are a little spendy

Sometimes too dirty

Sport field maintenance is poor

steep climb

Teenagers smoking pot at picnic tables

tent campers in/near the parks

Tents and homeless filth, trash, scary dogs

terrible weather! :)

The threat of danger from bums, druggies and vagabonds

the weather

Appendix 2. Comments - Barriers to Park Visitation

the weather

the weather

thebike polo court is usually occupied by polo or street hockey on weekends. we would like to play futsal in there.

There aren't enough nature areas and they are not planned out with easy access for everyone. Usually the parks are hidden away behind or shaded by the building and other areas not focused on nature. Also, unsafe activities flow into parks such as the homeless drug users violence

There's no bar.

Time

too cold and/or rainy

too groomed

Too hard to find parking

too lazy??

Too many brackheads and not enough potheads

too many bro's playing aggressive basketball

Too many combative homeless

too many dogs!

too many homeless

too many homeless

Too many homeless

Too many homeless people

Too many homeless people camping out in the park

Too many homeless people hanging out and leaving garbage, etc.

Too many homeless.

Too many mentally ill/homeless campers squatting nearby.

Too many other obligations

Too much garbage on ground and too many dogs

too much other stuff to do!

Too much rain

too much rain !

Too much Rain. Too muddy & standing water. No real reason.

too much trash

too muddy

Too muddy when it rains (which is all the time)

too muddy, not fenced in, too rutted

Too rainy

too small

Too Too many dogs not on leashes

Traffic (takes a long time to drive to)

Trails in Wildwood Park have too many unleashed dogs

transportation

trash

trash

trash

Appendix 2. Comments - Barriers to Park Visitation

Trash
uncomfortable going alone
Unfinished Construction
Unleashed dogs
Unsafe for a person of my age
unsafe sidewalks & facilities
Unsanitary conditions & not maintained
Unsanitary restrooms
use of urbecides and pesticides
walk to park; don't want to drive further
Washington park is now pay to park. This is shameful. Why can't there be free parking for families. I pay \$3000/year in taxes for 750 square feet. Parks should be free for all.
We do wish there was one closer to our house in the Capitol Hill neighborhood.
We go to the parks a lot
we need a climbing wall, table games for seniors, like dominoes & checkers for seniors (folks bring chips for the game, card tables. I saw this in other parks.
we prefer the natural areas, which are not very close to our house.
We visit often. No reason prevents us
weather
weather
weather
weather
weather
weather
weather
weather
weather
weather
weather
weather
weather
weather
Weather
Weather
Weather
Weather
Weather
Weather
Weather
Weather
Weather
Weather
Weather

Appendix 2. Comments - Barriers to Park Visitation

Weather

Weather

Weather

Weather

Weather

Weather

Weather

Weather - not enough covered areas

Weather (ha ha)

weather (rain)

Weather / mud

weather conditions

Weather!

weather, more covered areas would be nice

Weather, solar flares

Weather: too wet, too hot, too icy

When we have time, we like to get out of the city

When weather permits

winter weather

Work

Погода ("Weather")

Слишком много машин бездомных людей, фикалии которых отравляют и воздух, и само желание находиться в парке (Laurelhurst park). А также недостаток волонтеров заставляет желать лучшей чистоты зоны отдыха. А также постоянные нарушения запрета на курение, не только сигарет, но в больши ("There are too many cars and homeless people. There is a strong smell of feces that prevents us from staying in the park (Laurelhurst park). Also, there is a lack of volunteers which leaves much to be desired with regard to cleanliness of recreational areas. Also, there are")

因为我觉得自己行动起来比较困难。("Because I think it is difficult to get there by myself")

Appendix 3.

Comments - Poor Recreation Programming Rating

Due to the homeless population, as an adult female I ride my bike alone and there is cause for concern regarding safety.

Sports programs for kids are poorly run

We have taken several music, dance, and movement classes with our young daughter at Peninsula Park. We really wish that the staff had more experience with early childhood development. Cynthia is excellent with little ones, but other instructors seem clueless about what is age appropriate for the under 3 year old set and our daughter - and other kids - have felt afraid of instruction that's too loud and intense or bored by programs that are too geared toward older children despite being enrolled in an appropriately aged class.

Appendix 4.

Comments - Barriers to Recreation Programming Participation

Activities don't interest people my age

activities not major or minor important to household

Activity is full before we can register

AGE

age of equipment

Air conditioning doesn't work

Always on wait list

Art classes at MAC are much too far and inconvenient for East Portland residents, and there are no alternatives here

Baby/toddler classes feel rushed, quality a little uneven

bad weather

Belong to another club

Buckman pool closed

Buckman Pool closed and my deep water instructor now teaches at odd hours and not close to me so I go to Columbia and do my own thing while a shallow class is working at the other end of the pool

BUMS

Bums, weirdos, weird cars at the park

Busy

Busy with other activities

Child care

Child is only a toddler at this time - will use in future!

Child under two, just getting old enough to participate

childcare cost or availability

chose to spend my free time otherwise

Chronic illness

class material/activities are the same session after session & children get bored.

classes fill up fast, not enough space

classes often filled at prime times

Classes were full

cleanliness, drug paraphernalia

Construction and lack of parking spaces

Cost of golf

danger from homeless bums, druggies, and vagabonds

Disability

Do not go much

dogs not on leashes

Don't always know whats offered

don't have a set schedule at work

don't hear about them in time to go

don't know what is offered by portland parks & rec

dont no of any summer program at parks near my home

Elderly isolation

enjoy my own activities

Events seem more geared for families with small children

Favor Metro programs

fill up quickly, not enough space

Fill up quickly.

Foot and balance problems prevent me from physical programs

Getting old

Hard to get to, difficulty walking

hard to plan ahead

have no children

Health issues

Health issues

Homeless camps

homelessness-related debris, off-leash or threatening dogs, drug use

I am 78. My wife is 73.

I am an adult with an evening/night shift hospital job so I need opportunities for classes/activities in a small range of hours from about 11am-2pm. Usually activities happening at this time of day are geared towards children or retired people, not as much available for mid aged adult working a hospital schedule who wants to do adult activities that aren't limited to senior citizens.

I don't do sports

I don't have a car so rely on my family when I get to go hiking, etc.,

I don't hear about the programs very often. Mainly just the movie in the park during the summer time

I don't know if there are programs for seniors, only for children. During the summer there aren't any for over 12 years of age.

I find the Portland Parks management team disinterested in the public's interests in regards to the parks.

I hike with other organizations.

I like to spend time with my family in my backyard.

I prefer unorganized activities

I want hip hop dance classes in my neighborhood at times I can attend!!

I was only informed once about Parkways bicy

If we do not get a spot soon after they open and they are filled up.

I'm in my 50s and don't know what programming you offer at any park other than swimming and exercise which I do at EPCC regularly

I'm well educated in this area; classes offered are well below my level for participation.

inconsistent quality of instruction

Instruction quality for classes needs to improve

instructor quality varies

Instructors are unqualified

Instructors not educated in early childhood

jagged metal at parks like Woodstock

Just moved here, haven't had a chance to participate yet

Appendix 4. Comments - Barriers to Recreation Programming Participation

Just moved to srea,getting settled.

kids are grown and moved. used all the time when kids were here

Kids are grown. Used to go to lots of classes and activities.

kids have grown; they used to do many PP&R activities

kids not interested

Kids were the main reason we did this in the past. They have outgrown the activities.

Lack Of Diversity

Lack of flush toilets and hot water to wash hands

lack of interest

lack of notification

Lack of parking

Lack of parking

Lack of parking

Lack of parking, not enough garbage cans and benches to sit on

Lack of programming/amenities. My 92 year-old mother residing with me goes to Milwaukie Senior Center for Adult Day Care program. I take meditation classes from Lake Oswego Parks & Rec. I swim at OHSU March Wellness (South Waterfront). We are members of Cystal Springs Rhododendron Garden, Japanese Garden, & Lan Su.

lack of publicity about programs

limited mobility

live on park blocks age 93

love the parks, but don't prioritize "programs"

Many are designed for kids, and I don't have kids.

Many are offers only for seniors

Many senior programs changed from 55 and over to 60 and over.

mixed quality of instruction

more parent + child options

more programs at natural areas in different parts of town would be great (Whitaker Ponds, Children's Arboretum, etc)

Most programming is for kids, and I don't think to look for programs for myself as an adult.

My age

my child is older now

My children are older now

My daughter is too young for most of the programs. We just enrolled in an art class for toddlers

my own motivation

my poor health

Need hydration, working fountains, soil too soft

Needles, harassment, trash,human waste

never get around to going to programs like this

No available spaces

no car

no homeschool hours for any pool anywhere

no interest

No interest

No interest. Not needed.

Appendix 4. Comments - Barriers to Recreation Programming Participation

No kids and no time
no parent-child swim classes over summer nearby
No Parking/Limited
No reason or need to go
No reasons
No spaces left in program
no spots available (e.g. summer camps)
None in my neighborhood
not a morning person
Not applicable
Not applicable
Not aware of programs
Not enough classes
Not enough information about what is happening/when
Not enough information is given about activities as alerted to instead of searched out
Not enough offered for specific age range
not enough parking
Not enough space available for Penguin swim class at the time I needed it
not group oriented, use parks for love of nature
not interested
Not interested
not interested at this time
Not interested in them
Not many programs within the city on the west side
OLDER - BUT NOT RETIRED
Online system can be frustrating and a barrier
Organization to get teams together or team alignment
Our kids are grown
Parks & swim lessons sell out immediately
Peninsula community center and Charles Jordan are often filled up before we can get in for Classes. Is anyone talking about a community center for Arbor Lodge park? Would so love to have a community center for our community.
people mess up the whole programs
Physical abilities
Poor quality of programs
poor quality of staff - too young, not qualified
prefer solitary activities outdoors
prefer to do activities by myself
Programs fill up too quickly, specifically Sports Madness was full for the whole summer by March.
Programs have been poor quality in past
programs seem geared towards kids. We don't have kids.
Quality not always the greatest
Quality not great, but expected given the low cost

Appendix 4. Comments - Barriers to Recreation Programming Participation

Quality of classes

Quality of programs is mediocre

Read Email but forget about information. Want to calendar events on smartphone as a reminder to look up additional information and time logistics.

Recent arrival - weather has not been conducive

Registration fills up too fast

restrooms are closed

safe, clean restrooms

seems like it interests only kids

Some adult programs are no longer offered, such as Cross Country Skiing and Kayaking.

some of the classes I would like are during my working hours

Sometimes the programming is haphazard/not organized. Poor communication around kids programs

spaces are taken up by the time I sign up

special needs toddler not so good with most activities

Spouse has walking disability now

summer camps are too short in length

swim class time was full

swim classes fill too fast

Swim lessons fill up- wait list

taking care of a baby

the last aikido class I took was in a room that didn't work well for the activity, and there were too many people for the room, and the mats were kind of acceptable, but less than fresh

The traffic is really bad in Portland and difficult to reach parks.

There is NO REC CENTER for NW Multnomah residents!

there was a long wait to get into a pool when I last went

This survey doesn't really apply to us. We watch grandkids play team soccer. Take them to play. We don't go to parks without the kids

to old

To old for some activities

Too busy

Too busy with demands of life

Too hard to find parking

too lazy

too many oversized trees...too much shade....spooky feeling

too old

Too old

Too old to do them

Too rainy

traffic

Traffic

transportation

Trash and filth in parks; parks are homeless campgrounds

uncomfortable going alone

Appendix 4. Comments - Barriers to Recreation Programming Participation

understaffed

unleashed and leashed dogs are a nuisance

used often when children were young. Not aware of adult programs

Usually full

Very active with other interests

Very few PPR activities offered in my neighborhood

Very limited parking at Marshall Park and SW Community Center

waterfront park has become a fairground not a park

We are seniors, so our needs would be different

We go to a park close to home that offers everything. Other parks don't offer the same, or are too far.

we have great parks, including the one next to where I live Woodlawn

We make our own programs at the park

We think of these more for young folks.

We used to use extensively when kids were younger. Now we are busy with other pursuits

weather

Weather

Weather

Weather

weather if outdoors

Webpage, materials confusing

we're just busy with our lives doing other things

We're younger adults with no kids, and "programmed" events tend to be more for families with kids. Which is fine, and probably how it should be!

would love a rec center under 20-30 minute walking distance

wrong age for my kids to access their interests (ex: beginner dance only up to age 11)

Yall rec hoop league is soft and racist refs

Такие программы, как посвящённые Шекспиру репетиции, производят много шума, привлекают много зрителей, которые занимают все возможные парковки вокруг парка, и простым людям, желающим отдохнуть, нет ни места для парковки, ни возможности отдохнуть от городского шума- гама, те ("Such programs, as Shakespeare rehearsals, create lot of noise, attract a lot of people who take up all the parking spaces around the park, and that prevents other people from using park facilities.")

Appendix 5.

Comments - General

The parks are in desperate need of maintenance this includes the built structures from sidewalks to buildings, as well as, the living things in the parks needing care and maintenance from the grass to the trees. It was difficult to respond to the questions in this survey because the foundation for parks and recreation program begins in the park which is the site from which the recreation emerges. How can you plan for the future when the present use of Portland parks and greenspaces include: parking space for abandoned cars and RV's, semi-permanent campsites for transients and displaced persons, existing sidewalks covered with mud and heaved with cracks, vandalism that is never addressed, deferred repairs or maintenance resulting in higher demolition or rebuilding costs in the future, the use, abuse and sale of drugs and alcohol, century old plant life that hasn't been pruned or treated for diseases that created hazards for people and permanent loss during this winter's storms, ice, snow and temperatures, structures, abandoned pets that takeover or the other extreme when dogs are in charge of the park, filth from human waste to wasted food that "uninvite" people into the park,,,on a recent morning at Oregon Park I watched a parade of men carrying 5 gal. plastic buckets to the restroom from their campers, tents and cars to dump their overnight human waste into the toilets. I didn't see them carrying their toilet brushes or Comet cleanser. Yes, it's nice they have a toilet to dump it into, so what happens when the restroom is locked? Is this the reason I don't see the Co-op Preschools using the park anymore? There's got to be a way to hear the sound of a basketball bouncing, damaged trees getting pruned, kids laughing on the playground equipment, and adults plying frisbee, but that won't happen until a survey like this one does more than have a box I can check that says "safety concerns".

...use Laurelhurst and Mt Tabor. Laurelhurst is getting a lot of wear...also too many dogs out of off leash area, too many paths through shrubs and trees. As to trees...too many small ornamentals being used to replace larger trees, they just don't have the same benefits for wildlife and canopy. We need to protect our larger trees.

.Nacemos y caminamos a la muerte, y de paso nos metemos algún parque a disfrutar de lo bello de la naturaleza en el camino hacia el final

1. Consider dog parks with small dog area. 2. Please help paint the stage in Cathedral Park. Also, please consider additional grounds / tree maintenance in Cathedral Park 3. Please consider upgrading, maintenance on the boat dock in Cathedral Park

1. I wish there were more organized adult events at parks - everything is usually geared for kids - from the summer movie selection to activities, clubs, leagues, etc. 2. I would love if tennis courts were improved at Arbor Lodge park (& if they could move away from playground - that would be great- or even just some landscaping b/t the two for separation) Thank you :)

1. Please do not let the vocal but small number of mountain bikers dictate trail usage throughout PPR parks. It is not PPR's responsibility to provide recreation for every single interest group. 2. Please consider fencing existing off-leash areas for the safety of the dogs and everyone else. 3. The homeless camping in parks and on streets immediately adjacent to parks (particularly Laurelhurst Park) has greatly increased over the past 2-3 years and I feel unsafe walking in areas where camps are located.

1. Please post the leash law in all parks. It is dangerous to have dogs off leash. 2. Maintaining our parks, trees, facilities is important. Creating new park spaces cannot be a priority until our K-12 schools are fully funded. IMHO.

accessibility is poor at most parks for older folks who are not disabled. For example, I live near Mt. Tabor but can seldom find a spot to park that allows me to enjoy it, so at best it's a drive thru while watching the joggers and dog people use the park.

Acquire more land for parks. Invest with Portland Transportation in more off road or neighborhood bike/hike corridors to connect parks. Collaborate with cemeteries to allow more access for walking, bird watching, passive activities. Keep up all the great community programs!

Add Volleyball to Portland Parks, please!

Again, like many I talk to, the situation with homelessness causes us to use parks in daytime hours only and even then, sometimes feel threatened and end up leaving or having to detour. Our friends from out of state constantly cite this as the "only downside" to living in Portland. What can be done? Thank you for putting out this survey - that alone tells residents that you care and are listening to our concerns. I adore this city and the parks are a huge reason why.

All 4 of use PPR programs. It's one of the things I love most about this city - these programs are accessible to most and are an amazing value to the people of this city!

Although I don't use the parks myself very often any more, I want them to be safe, clean, and well-maintained for future generations to enjoy them as I did.

Appreciate the value of neighborhood parks! fortunate to live w/in walking distance of Glendoveer golf course. Did use many park programs when my kids were young. Keep up the good and important work! I support park, school and library measures.

Appreciate this survey & community input! Thanks!!

Appendix 5. Comments - General

Are our parks for kids, homeless, or dogs? They can not be for all three and choices must be made. For the amount paid in income and property tax we would expect better, safer and quality parks, one of the biggest disappointments about the city is not havng safe and clean parks to take my kids too.

As a native Portlander, I am really disappointed at the way public access to waterfront park is ruined every summer with sprawling festivals and their big fenced-off areas. It should be left open for people to enjoy. There seems to be a desire for “fancy new parks when you can’t even provide existing parks with well-maintained basics. We just want clean, safe, basic parks where things work.

As a single, disabled female, I don’t feel safe in Portland Parks, anymore--especially out here in Gateway/Maywood park. I don’t want to hike through human excrement, or dodge panhandlers. The only park within walking distance of my house, is going to be used for “AFFORDABLE HOUSING” --pre-fab units thrown up for the homeless. Property values within a mile of this “settlement” will TANK. I used to enjoy the green spaces this city had to offer, but now it’s too stressful--I have PTSD and Non-24, so I’m up t night and easily stressed. Most Parks Department activities happen morning or mid-day, so I’ve no access, and I can’t get to the more outlying recreational areas due to lack of public transit-I don’t drive.

As a student in the Community Music Center, I want to mention that the classes run there by Phil and Gayle Neuman are excellent!

As usual, many of the questions are so ambiguous that answers can be completely misinterpreted.

Based on people my age and the situation in the city, any sort of property tax is not going to be supported.

Bathroom at Council Crest, with a dog hitch outside it please!!

Bathrooms should really have safe needle depositing bins and soap.

Besides clearing out the Junkies, i think Portland needs to invest in an indoor type of Theme Park.....i bet it would bring revenue!

Better supervision of dogs led to park blocks several times a day.

Bigger trees to line the streets like the ones on OR 99E heading towards Oregon City. More trees on the hills to manage land slides. Coyote control so they don’t kill more pets. Trail maps issued to residents. Make the parks non-smoke. Provide more trash cans.

Charles Jordan Center has one machine for workout and is very difficult for others to get a chance to use machines. Not enough machines.

Chestnut tree In front of house needs trimming itsbrittle and Verylarge

City must do something about homeless people destroying the safety and beauty of our parks! We have reduced our visits to Portland Parks due to homeless invasion and their litter.

City parks have become an area for hostel vagrants and dangerous gang members to hang out, making them someplace to avoid for safety reasons.

City parks need to be cleaned of litter, garbage and homeless population so people can enjoy and feel safe using them. They are an important city asset.

Close down the parks department, we don’t need one! Tired of government, too much misspent money.

Communication can be an issue at local community center.

Community center for inner SE Portland (Buckman) please!

Continued informational exposure to communities in the portland, especially inner-city areas, is vital to the betterment of our land.

Appendix 5. Comments - General

Cost is a huge issue. We have a beautiful city with lots of trees, parks, bike lanes/paths which are very nice, but we have other issues that need addressing. I usually vote for parks but seems Portland likes to spend money on stuff that addresses issues or the minority of citizens rather than the needs of the majority of citizens. PPR is not necessarily part of this problem, but the city of Portland has been spending on pet projects for so long at the expense of those of use who will never use the service that all City of Portland departments are suspect, difficult to trust. Enough bike lanes and light rail lines and new parks for now. Shift focus to traffic and roads (and don't think more bike lanes and light rail will help much with the traffic because it's only a very small minority that use those. Sure it helps, but not as much as a decent bridge across the Columbia or more lanes through Terwilliger and in the Rose Quarter area and I-5 at 217. Most of us simply can't be "forced" out of our cars, using the word of a former city councilman, not because we wouldn't like to, but because we simply can't, either because of time issues, safety, or disabilities that wheelchair accessibility won't solve (e.g., mental health issues). Please don't create yet another tax for Portland residents/property owners. The arts tax is bad enough and we still have to pay \$20 to go through the art museum - too expensive for many of us.

Current sports fields in Portland are terrible. Fix them and bring them up to the standards of THPRD

Currently the Community Music Center is the only low cost music venue that non-profit orgs can rent to provide Arts & Culture related productions to the public. More options are needed in other underserved neighborhoods so that non-profits can afford to produce Arts & Culture events that are free for the community to attend.

Cut pers by 50% you would then have all the money that you needed for your little pet feel good projects .

Develop program / law to train owners / dogs to use street curbs. Unacceptable to animals to continue using park green, plant and trees. Bad for plants and people, especially children. Big cities like NY have curbing laws.

Dishman cc. Pool very cold hurts my arthritis

Dishman Community Center has amazing staff who do a great job in an underfunded facility. It is in need of better maintenance and new equipment. I doubt the Southwest Community Center has to put up with consistently broken equipment or lack of TV in the eight room for months on end, as one example. Give Dishman and its diverse community some love!

Do not invest in turf fields until we find a way to reduce the risk of respiratory issues in students.

Do something about the homeless and unemployed loitering in parks. They ruin the experience for everybody else.

dog owners are not responsible in Oregon. Love dogs but poop bags and off leash behavior is terrible. Would never see this in several other progressive cities that I have lived.

Dog parks are important to me. The Portland Parks should make certain dog parks continue to be available.

Dogs make many spaces unusable. Quarantine.

Dogs off leash are a serious problem all over the city and there seems to be no enforcement. Really hoping for a push for new community centers at both Arbor Lodge and Kenton Park. Also, a splash pad at Harpers Playground would make our summers so much cooler. Thanks.

Due to our city expanding, I want to see more networks of non-paved or permeable walkways and animal corridors between parks. I would love to see an expansion of a system of trails in the Terwilliger area, we are in this wonderful place and it would be great to see these sorts of things.

Earlier this year my husband and I began using the East Portland Community Center pool during the Senior/Adaptive Swim sessions, which are held only three days a week. My husband has MS and I have knee problems so modified and customized pool exercises, long with the slower Channel Walk, are an important part of our fitness routine. Because of this we wish the Senior/Adaptive Swim session was offered five days a week. Additionally, we find the EPCC's policy of cancelling the Senior/Adaptive Swim session whenever school is out to be discriminatory. Since there are only three of these sessions to begin with we feel it would be more equitable to hold the additional Open Swim sessions during times when more frequently held sessions would normally take place or that the Senior/Adaptive Swim sessions would be held at another time during those days. Thank you for taking my comments into consideration.

Ease up on the residential tree code. With the leaf fee, crazy complicated permitting for trees in my yard & parking strip. I wonder if Parks&Rec does nothing but focus on writing arcane tree code.

Enforcement of leash laws in Woodstock Park to make it safe for old ladies (me) and small dogs (like mine).

Enjoy, visit daily; need monitoring especially in summer

Even though I no longer have young children I do think it is key that PPR make services available to that age group particularly the most under served

Appendix 5. Comments - General

Even though we don't have kids we think the educational things that PPR does is really important, even if not to us specifically. I also answered that I thought "developing new trails for walking, hiking and cycling" was not important at all because I've heard that there is a push to add new trails to Forest Park for single track cycling. I run in Forest Park every week and cutting the park up with more trails will only disrupt the wildlife more. The natural environment of Forest Park is REALLY important to me as is the safety of the pedestrians using the park. I think maintaining the original intent of the park as a place of conservation and enjoyment of the natural environment is more important than expanding its use and visitors. Please keep Forest Park safe and natural!

Every Park employee I've met has been hard working, personable and willing to share information and teach me. Incredible group and I'm impressed and thankful for them all. Great work.

Every year I would like to swim in outdoor pools, but my EPCC pass is not valid. This policy is not equitable; my fees exceed what the outdoor swim pass is worth.

Every year they charge for the taxes and I remember when they started charging, and they said it would only be 2 years, but they are still charging. They said the money would go for art and music and that it could go for a flute, but they did not get one, so I am just confused where the money is going. The roads are bad, and Portland is growing up and many people moving here, but there is nothing we can do with that. We need more sidewalks in SE past 112th, it is dangerous, the cars just flash by, and it is worrisome.

Existing sites and surrounding sidewalks MUST BE ADA compliant BEFORE any money is spent anywhere else. the Federal LAW is 29 years old. there is no reason to not be 100% compliant

Far too many trees fall and endanger the public in the downtown/PSU area. Why are the trees not inspected, cared for and/or removed by PPR before the tree reach their dangerous condition?

Fenced off leash option and small/ timid dog options! Pongo dog park in Hillsboro is a great model!!!

Fernhill Park needs a covered basketball/play area for shade in summer and for rainy winters.

field space very important

Focus on preserving and expanding tree coverage. Then work on equitable park access. Programs and facilities are important, but a lower priority than tree coverage and should only be invested in when in service of equity.

focus on the homeless who are littering on the park. public safety is essential.

For me and my friends homeless campers have spoiled the experience in Forest Park and a couple other locations. We were not threatened, but have chosen not to return.

Friends of Mt Tabor Park kicks ass. We need to keep up on eradicating the ivy and Himalayan blackberry or all our previous work will be a waste

From a proud PSU alum :-)

Funding the staffing is important too. Staff do not seem to have the resources to manage the community centers at times. Overall, PPR is amazing and I am very happy with out Mt. Scott Park and Community Center is maintained.

Gabriel Park is my neighborhood park and I have great concerns about the safety of cyclists and pedestrians accessing the backside "Little Gabriel Park." The traffic on Canby St, in the parking lot, and on the access drive to the community garden is high, fast and unsafe. PPR needs to look into safety of current parks.

Generally I think you're doing a great job!

Glad to be offered survey.

Glenwood park has a tennis court that is not maintained. My family would love to play tennis there, and we are disappointed that the PPR does not maintain this facility.

Golf and ballet are considered to be excellent activities for seniors and to help maintain physical, cognitive and psychological health. Please create a sliding scale for people age 60+

Good survey. Thanks. Also, Parks Maintenance staff do a good job with limited resources.

Grandchildren like to use the playground in our nearest park: Irving Park. The park needs better maintenance & improved infrastructure

Greater offerings in children's swimming classes would be great. It's difficult to get a spot in the classes.

Grew up from Peninsula park pool. Community programming important to household.

Growing up in Portland. The Parks gave us four kids a safe place to explore. and learn. Please continue that idea.

Appendix 5. Comments - General

Happy to do this survey! Thanks!

Have lived in same house for 30 years. Park continues to 'develop' and areas are restricted for certain use. PPR did not listen to concerns of neighbors re: development of the track/bowl but shut down a dog area because of concerns of two families. The moved in AFTER area was already a dog OLA. Then expressed concerns. Sports continue to take up space, I love activity and sports, but needs to be equity. Living next to a park has advantages as well as disadvantages, home owners don't get to dictate Park use just because they live ON the park. It is not an extension of their back yard.

Having worked in survey research a little bit, if you can get the same information in less time with shorter questions, that's better.

How about a cat park?

I always hear talk of a park coming to our area. I have heard this for the last 20 years, and also when the funds are available. I see money spent elsewhere, but never on the park that they've said for 20 years is in the works. I've have yet to see the Cully Park I've heard so much about. I saw the money put into waterfront park, but not in a park in our area... and the old Broadmoor Golf Course Park. What happened to that? Therefore, I said to myself, I will never vote for park bond measure again, nless I see some change to fairness, citywide.

I am a Life Enrichment Coordinator at a facility and am filling this out on behalf of our residents/participants as we utilize the parks for outings regularly.

I am a pediatrician and recommend swimming lessons and Jr Life Guard programs to all my patients. I also recommend Park and Rec services for my patient population. I used them my self when our kid were growing up.

I am an avid Disk Golf player and appreciate the excellent courses throughout the Portland region

I am concerned about the changes to Forest Park. Please don't make it "amusement park" like - keep it natural.

I am concerned about the swimming classes and how poorly the signing up for those classes is set-up. My daughter is currently taking a Polar Bear class and she has to wait until the end of the class to find out if she will be repeating the class or moving up a level. What is very frustrating is that when we find out at the end of the class, when we go register for the next level, it is usually full and we have to wait and skip a month. Why not give priority to the students who are already enrolled in a swimming class. They should be the first ones to be able to sign up for the next class and then after a week or so, the enrollment could be made available to the public. My daughter takes private violin lessons and this system is used and it makes so much more sense. We have priority to register for the next term and keep our lesson time, then enrollment is opened to the public. I believe if changes were made to improve the enrollment for swimming classes for the existing students, things would go much more smoothly and a lot less people would be frustrated. I was told at the East Portland CC that most parents register their kids in two different swimming class levels so they can reserve a spot in both levels since they don't know which level their child will be placed into for the next month, and then, when they find out, they keep the right level class their child was placed into and drop out of the other one. This doesn't make sense at all that parents would have to do this. Please fix this soon. Thank you

I am concerned with new construction that mature trees lining the street may be removed, and hope they will be protected. thank you for all you do!

I am generally a huge fan of Portland Parks. I use a park an average of once/day year round. They are generally well managed. However, the LIGHT POLLUTION in parks is hideous. Turn off the lights, they serve no purpose, waste energy and money, obscure thenight sky, and increase crime. Yes, do the research, night lighting increase crime, especially crimes against women and children.

i am not (yet) affected by a disability, when that happens, am *certain* that services for the disabled will become hugely important. so my answers above reflect my current life situation, and are therefore not politically correct.

I am really concerned about maintaining existing facilities, for example there is a ridiculous amount of moss growing on the roof of the Mt. Scott community center.

i am really concerned that people who own dogs that need to pick up after their dogs, need some programs that enforce the responsibility to keep the all trees, bushes, and grass healthy that makes the city better. Thanks.

I am totally opposed to off road biking in forest park and I do not want to see any more bike trails, they are totally ruining the existing trails. I am also against zip lining and any fancy community centers, I think parks should be left natural. There is a lot of pressure on forest park right now for use, but if we keep opening it up for development we are going to have an even larger homeless problem, we already have a lot of people who are camping out in the park. The people who encourage

I am very concerned about mountain bike trails being created in Forest Park. They will degrade that environment. I am an avid road cyclist, but feel that mountain bikes will destroy Forest Park.

Appendix 5. Comments - General

I am very excited to see that the free fitness in the park program is back again this summer! However I had to search to find info about it on the PPR website, and have seen no marketing for the program yet.

I answered “yes” to many activities that would be for kids/teens/families because when we were in that stage of life we depended on them. We ourselves now won’t be using them, but we 100% support continuing them as they are a vital service to our community.

I appreciate you putting together this survey. I like that I got to be educated a bit about what PP&R is up to. Thanks for doing your due diligence and for your care ;-)

I attended the Portland Parkways Bicycle ride last year. I loved it! I found out about it through a brochure i received in the mail. I’ve lived here for two years and its the only time ive ever received any information about anything going on nearby. Pleae send

I believe it took longer than ten minutes.

I believe money would be best spent on building community centers in neighborhoods! We are so much in need of safe places to gather for activities and camaraderie, both kids and adults!

I believe Portland has an abundance of natural parks. I think that maintaining these current parks would be the best thing to do! Of course, it would never hurt to create new ones with time.

I consider the parks one of the great privileges of living in Portland and I appreciate your team’s work - thank you. I’m less interested in advocacy / research than work and maintenance, but do what you gotta do. I’ve lived in several neighborhoods in ortland, and have always felt near park land, I think that is great. I imagine the further east I lived, the less true that would be, so I see value in seeking good opportunities to acquire more land. Finally, I’m sure it’s very difficult, but I always eel lucky when I find a restroom that is operational and in good order, with soap. Thanks for taking that on.

I desperately want a public pool in my neighborhood or nearby (by bike, public transit or with easy parking). I also really really wish there were adult hip hop dance classes in my neighborhood. I’ve considered trying some at other locations in portland ut they are too far away and not at convenient times. I love that portland has so many urban and accessible parks and hope that we get more. Every time I consider moving, one of the first things I do is try to see where the nearest park is. It’s a major fctor in where I choose to live.

I didn’t fully appreciate the scope of PP&R until I moved out of Oregon for five years. When I moved back, I found myself enjoying again the plentiful nature areas and local parks with renewed vigor. Kudos to you people who make these places work.

I do not want to see taxpayer dollars expended on new trails, parks or facilities until the existing parks and trails are made usable. On the east side, particularly outer east side, parks and trails are not safe to use due to low impact campers waste, drg use and violence. I am very upset that areas we’ve spent so much to improve are not usable by the taxpayers. It is an egregious waste of public funds. I will not support future spending until city policy changes regarding camping in our public spaces.

I do take friends dogs for walks and love to be able to access beautiful trails and areas that are easy to get to and are save. I’m disabled and worry about being at a location where there’s homeless or young gang member looking people. My safety is ofthe most important to me, thanks

I don’t feel we have as strong of a community center in my zip code as other areas. Inner NE and North Portland should have a community center as good as the one on 102nd for all parts of the community, including young and old. It would be a very valuable resource.

I don’t like the Parks Bureau being the Bureau of everything. Provide for clean, maintained parks, not overdone. Don’t need many programs. Get the potholes fixed within the parks as well as streets to the parks. Mow the lawns and let individuals discove how to use a park. Decrease all the attempts to make all these wildlife, natural areas within our urban parks. Live within the parks budget and no more park bonds.

I don’t really like the parkways Sunday bicycle activity because they block off my neighborhood and prevent me coming and going. The neighborhood cleanup was recently changed and the types of items were restricted over previous years and I don’t care for the new restrictions. There was a tree planting program about 5 years ago and I had to remove a tree/shrub and was passed over by the program to plant a new tree in it’s place. I’m still a bit sore about that.

I feel like the parks and recreation department needs to figure out some sort of way to let us know about trail and location crowdedness. I’d like to be able to know how crowded a trail or parking lot is before I go.

I feel like the parks are only for homeless and drug addicts to hang out in. They are not for the citizens. They are unsafe and bioharzards. I am reluctant to vote for more funding to improve the homeless campgrounds that our parks have become. They srve a minority; not the majority. They are frightening places.

Appendix 5. Comments - General

I feel parks are extremely important and getting to be even more so with the increasing number of multiple family residences in our city. People need green and open spaces and children need safe places to spend time playing and learning. Afterschool programs are also very important for children with working parents. Good access, parking and lighting are critical for safe sites for people of all age to be outside and inside in our parks. Cities are judged by the quality of their parks. Move Portlandia o a waterfront park for the entire City to be proud of. I tried that but was blocked by the Copyright law. Our City needs to fight to move the second largest pounded copper statue in this Nation to a prominent view point in this city.(Only the Statue of Liberty is larger). That would be the most important park in our city. Think of the faces glowing with pride if they were actually able to SEE Portlandia.

I frequent Waterfront Park and wish there was some way to segregate pedestrians and bicyclists. I believe the current free-for-all is truly many serious accidents just waiting to happen. Thank you.

i greatly appreciate the park system we have here in portland. i use the parks here at least once a week and i'm always happy with the experience. thank you for providing an excellent resource for the people of our city!

I had thought I, as a home owner, am responsible for tree maintaining the trees along the roads, not the Parks Department. I get a permit to plant in that spot because the City owns it...and I also paid to have the trees trimmed. I didn't think the City had capacity to do anything other than what is absolutely necessary.

I hate where I live and where I work. I would have a better opinion about parks and rec if my housing and work situation were improved.

I have been a teacher for PP&R for 35 years. Love PP&R

I have been here for a month. Really impressed with Mt. Scott; the pool is SO nice; water and surroundings are clean, employees very helpful and friendly, and the hours available for lap swim are generous and convenient! Kudos!

I have been incredibly disappointed with Portland Parks management. The incompetence is outstanding.

I have found the signing up for swimming lessons confusing. The classes fill up fast and there are wait lists for ??? reason?

I have really liked the parks since I arrived the Portland but I noticed that the parks in other countries have exercise areas and walking machines. Why doesn't the City of Portland have exercise areas?

I have seen needles and human waste in parks, this is unacceptable. Park Blocks cannot have a playground and drug users. Esplanade has similar situations. PPR sports programs are very important as many schools do not have sports programs. thanks

I hope all of the noble & humanitarian of Portland Parks & Recreation's long term goals succeed!

I hope that Forest Park trails will continue to be used for people on foot and not be open to bicycles or motorbikes. One of the greatest delights in enjoying Forest Park is the relative lack of noise and commotion. It is wonderful to have a bit of the wilderness within our city. Let's keep the quiet, please.

I hope the Buckman pool will be repaired and re-opened. My son loved the Blue Makos program there and will not participate in any of the other pools

I know some of my fellow southeast Portlanders are being pretty vocal about a new inner-southeast community center, but I think that is a much lower priority than getting more parks and facilities east of 205, especially since that's where many of our youth and communities of color live. East Portland Community Center isn't that far east. That said, acquiring land sooner than later (but NOT investing in developing it) could be a wise longterm move.

I like how you manage the parks but I feel that we need more place to play. More trails around the city and small area where kids can play or anyone can find a place to sit/sleep/rest.

I like to walk the trails near Washington park, the arboretum, Japanese Gardens area. I understand you are constructing a trail behind the Japanese Gardens. I have avoided that area in the past couple years due to the massive amounts of Ivy that have taken over which is very disheartening to someone who loves the natural forest. Please consider nuking that area with a herbicide, (I know you will choose the safest). Also the inclusion of more benches along the forest trails will help older people as myself it and relax taking in the quiet beauty of nature, a cure from the chaos of a growing busy city like Portland. I have been disappointed to see some of the too few benches fall into disrepair and even removed.

I live in Sullivan's Gulch. We have the Holladay park which is nice but usually go to Laurelhurst or the Rose Garden to enjoy parks.

I live on NE 42nd and Going and would like to see a pool and library in our area. Thanks!

I live on the east side and there are very few parks over there. More dog parks should be fenced.

I love the water channel. It's the best thing ever!!

Appendix 5. Comments - General

I love Multnomah Arts Center!

I love my street trees!

I love our parks and trees and would love to see them continue to be healthy and plentiful and safe. I think open, natural spaces are very important and keep Portland a fantastic place to live.

I love our parks but it seems to me there are a lot bigger priorities like maintaining parks and paving roads to get to the parks.

I love our parks, all neighborhoods need good parks within walking distance. Big trees are important. Please make mt biking part of Forest Park. Thanks for asking.

I love our parks. It's too bad that the center of Laurelhurst is messed up by the dog run area. Can it be moved to a more suitable spot?

I LOVE PORTLAND PARKS AND REC!

I LOVE PORTLAND PARKS AND TREES

I love portland parks. Keep up the good work by maintaining them and making new parks and programs. I am a big fan!

I love Portland Parks. They have been an important part of my entire family for more than 40 years.

I love PP&R.

I love that PPR builds community, and the programming is generally great. I want my kids to see a variety of Portland era, and PPR is a great way to do it. The employees are great and the price is accessible for many. However, organizationally, I think there are problems. The website sucks. The online registration feels stuck in the 90s. It's hard to get information and I find it's not accurate. When I sign my kids up, I get no information prior to showing up. I don't think they are prepared for millennials and they are behind the times with how to service. I will keep using, because it's so important to me, but if you can't modernize some marketing and servicing approaches, you're not going to get more of the younger crowd.

I love the \$5 5K program!

I love the movies in the park activity! I also appreciate public swimming pools. I will use parks a lot more once the weather is better, especially because I am currently 18 weeks pregnant first time. =)

I love the parks even though I don't use them a lot because our house has a nice back yard. Mostly I like the trails for myself but I am supportive of access and programs for everyone.

I love to use the community centers for fitness classes, but tend to not find a good selection during the times I am available because of my work shift. I am available in the 11am-2pm range every day, but the variety/quality of classes during that time period is never very good and focuses more on classes for senior citizens. I would love to be more involved with groups of people who are middle aged and want to exercise or learn art or music together during the day without bringing children.

I love using the local parks - Pier, Chimney, Forest, Kelley and sometimes Peninsula and the Rose parks. Also, I love going to Sandy River Delta (not sure if that is a part of Portland Parks). I don't have a dog (now) but I take my friends/sisters dogs out and I love using any and all of the parks for walking them. Good job!

i love you!

I participate in deep water aerobics classes 3-4 days a week and am most concerned about pools. I want another pool in North Portland. Columbia Pool locker room is a joke so I usually swim at Dishman, which I like quite a bit. I'd love to see a pool in St John's, or see Columbia Pool remodeled. Also, I think there's too much grass near Columbia Pool and part of it should be turned into parking close to the pool. I also think swimming is an important part of childhood and more schools should offer swim classes as PE.

I really find your website registering for programs not user friendly. It's complicated and cumbersome.

I really miss the trail that was permanently closed to make way for the Japanese Garden expansion/remodeling. It is a long ways to go all the way around the Washington park through lots of neighborhood that you have to do now.

I really value our local Community Center, Peninsula Park. It has been an incredible resource for children in our neighborhood, from toddler music classes to gymnastics to a summer camp series that is an affordable and decent (not spectacular, but decent) way for parents to manage the summer break. Community Centers like ours are an incredible, economical way for kids to be out and active. I really believe that is only through this type of exposure to the outdoors - even if it's the tamed outdoors most Portland parks provide - that future generations build an appreciation and value for the incredible natural resources we have here.

I resent paying for parking in Washington park for capital upgrades and paying for a bond that purports to do the same

Appendix 5. Comments - General

I ride through Springwater Corridor. Too many homeless in that area.

I stopped going to Creston Park because it's not very nice for dogs. I go to Tabor often. Love the park, but the offleash area is so well-used that it needs much better maintenance. Love the trails there too.

I strongly oppose allowing biking in Forest Park. It would make hiking on Forest Park trails very dangerous and deter me and others from using them.

I support natural areas such as River View Natural Area, but wish I could hike there with my dog. Access for dog owners would make this more useful for the community and increase community support.

I think a lot of the more interesting parks (like Japanese Gardens) need to have more special events, or days with reduced or free admission. It looks so beautiful there, but I've never been because of the cost. Some of the more urban park areas, like the ones downtown, or by the PSU farmers market, don't really feel safe to spend time in by yourself as a young woman. I would go there more if there was a security guard or cop walking around monitoring the place. Just a few sketchy homeless men that make a lot of us feel unsafe when they try to approach us... I also wish Goose Hollow had more mature trees visible from the main streets.

I think a park specifically for night use would be great.

I think every PPS class should have at a combination of least one day of swimming lessons, gymnastics and first aid classes taught at one of the community centers during the school year with a voucher if necessary for people to return for a full week of swimming lessons in the summer. It could be differentiated by age groups and open to parent volunteers attending when the kids are super small if the pool is involved. Kind of like an indoor version of Outdoor school. but not overnight.

I think generally you do a good job and I appreciate the hard work the park maintenance people do.

I think it is great that this survey is being conducted because the environment at the parks is very important to me, and it would be good to develop programs for seniors.

I think it is important that the city builds new parks in areas that are underserved, for example, new Portlanders coming to East Portland; there are not enough parks and their children need parks. Once you start heading to the east of Portland, trees and parks disappear.

I think parks are vital to our community and support them, but I do not spend much time in Portland City parks. My family camps etc and so I spend more time in State and National parks.

I think PPR does not do a good job of providing No Action Alternatives for activities they are thinking of implementing. The only options are to do something, build something etc. Sometimes my input is to do nothing. Thanks for the chance to take the survey.

I think that being an Oregonian I see way more money...events...activities etc are spent on areas of Portland that are higher income. Outer SE is neglected

I think that if PPR places emphasis on increasing biodiversity by encouraging a greater variety of habitats (woods, wetlands, grassland, etc.), which will bring in a greater variety of species, and simultaneously emphasize educational activities, that will go a long way in further improving park quality and enhancing the livability of the city.

I think that Portland's off leash dog parks are great, and wish that there were more of the large ones where long distances can be walked with off leash dogs closer into town. VERY IMPORTANT: West Hayden Island was one of my favorite places to walk and went at least once a week. I was extremely disappointed when the fence and wire were installed. I was aware of the homeless camp there, and was myself (although I am a 6'2" male) intimidated by several people from the camp who appeared to be trying to jump me one afternoon. That said, I really wish that the Port (perhaps with help from Parks and Rec) could come up with a plan to restore access. One of Portland's gems is now inaccessible and it's a real shame.

I think there should be parks/open space every few blocks--for people, dogs, open space for birds/wildlife, clean air, absorb water, safe bike areas, etc. Open space (parks/community gardens/etc.) should be a part of every community and should be evenly cattered around the city. (Every 3 blocks). I think there should be bike paths using alleys and the pot holes and max/streetcar tracks need to do less damage on wheelchairs, bikes, ankles. I think there should be increased landscaping around max/streetcar lines. PDX builds the max and does lovely landscaping and then abandons the money and effort it puts into the landscaping. Perhaps landscaping could be sponsored by adjoining businesses, community groups, etc. The landscaping headed to Expo has just deteriorated. Instead the journey should be a highlight to residents and visitors. It is a real shame to see the landscaping ruined with no irrigation lines in summer and no year-round maintenance--really a shame.

I think this is a good survey to ask the public even though I don't know much about PP&R.

I took this survey with my wife. It might be helpful to take that into account if/when comparing the results of women vs. men in order to avoid misleading results.

I understand that surveys are an imperfect way to gather information. I would love to see more input from the community regarding events. For example, maybe the city should seek input regarding which movies are shown during the summer. I'd also like to see more Shakespeare in the parks.

I use Mt Tabor (near my house) and Forest Park to feel the trees, birds, nature. I generally use the park for walking, biking or sitting with friends, watching sunset, winter snow play. To me, the parks are a place to keep us connected to nature and offer a public space that is healthy.

I used hike in Mt. Tabor Park a lot, but I no longer have energy for it. I love to see it from my home, though, and my nightly walk takes me to the eastern edge of it.

I used to receive paper brochures and now I do not, I would like to receive that again. I read in the newspaper that PP&R was thinking about selling the golf courses, please don't do that.

I used to use my local parks more when I had a dog. Will use them more when I get another pet. Even though I don't participate in any sports programs or use the facilities - I think its very important for our communities.

I utilize many of the parks in the Portland area with my 4 year old grandson. I appreciate parks that have a playground & open restrooms.

I value and enjoy knowing that parks are there even though I don't use them as much as I did when my children were young.

I visit my neighborhood park several times a week, it is vital to my happiness. thank you

I want to hear for our neighborhood association and work with the permitting process. I believe that the fee for permits for neighborhood events are outrageous. These events are for the whole community and should be affordable if not free.

I want to make clear that the response to how important before and after school programs are was made on the basis of the question asking how important those activities are to my household. There are not children in this household, but I believe those programs are very important.

I was aware that the Parks and Rec dept are responsible for the trees along the neighborhoods. What is still annoying is that when the tree roots break, crack, or dislodge the concrete sidewalks, its the homeowner responsibility to pay someone to remove firm and replace the sidewalk. And if someone trips on the broken sidewalk because of the tree roots, its the Homeowners Insurance that has to pay the medical bills. If anyone has some light to shine on this situation they can reach out to me. Scott at 541-72-1909. Thank you.

I was frustrated in the middle.

I was responding for myself and my 4 Portland grandchildren. We all use PDX Parks & Recreation, in a variety of ways.

I wasn't aware that PP&R was responsible for the trees that lined the streets... but I live in a neighborhood that doesn't even have sidewalks, so the trees are only on people's properties. Would PP&R come and help with a downed limb or tree even if it wan't on a sidewalk or a center divide?

I wish Cathedral Park was kept a bit cleaner. It would be great to see the lawn mowed and facilities kept up.

I wish dog owners would obey the rules about keeping them on leash in those specified areas! I find that many dog owners seem to feel like their pets are entitled to all pathways and don't share the path with walkers/runners, etc.

I wish it were safe for parks to be "open" at all hours. I have no idea what Parks & Rec could do to change that, but I enjoy watching wildlife - diurnal and nocturnal - in city parks.

I wish N/NE Portland had more soft trails for running. I go to NW Portland's forest park all the way across town since there's not really anything on the east side other than running laps at the local park (which I do sometimes)

I wish Portland Parks and Rec would put safety/security at a priority -- with the homeless issues, smaller neighborhood parks (especially those close in) have transient problems. I am uncomfortable using these parks due to the number of transients lingerig in the park

I wish there were more security at the parks because of people who smoke and are aggressive. I would like for the police to monitor parks more frequently.

I work at Randall Children's Hospital and work with overweight and obese kids who have pre-diabetes. I LOVED the Rx:PLAY program and was able to get many of our lower income families placed in a activity which they benefited from. I would love to see moe connections with low income families who need to have access to after school care, Summer programs, etc. so that they are active during these times.

Appendix 5. Comments - General

I worked for Mult Co Parks & Memorials for 5 years in the 1970's. Since then, I've not had access due to living downtown, only public transit and other interests so I didn't keep up with what's happening. Now I don't have the energy or physical ability to get out and do things, but wish I did.

I would like earlier and later hours

I would like the Parks Dept to NOT use herbicides or pesticides in any of our parks. They pollute us, our air, rivers and streams. They kill insects that are important to our healthy ecology and they poison our pets.

I would like to see additional dog parks added in North Portland, specifically Farragut Park. Thank you!

I would like to see better enforcement of leash laws.

I would like to see better enforcement of pets being on leashes.

I would like to see better maintenance of the parks we already have. I live near and walk in Parklane Park and wonder why the fenced portion can not be opened for use as is until the planned development can take place.

I would like to see more of a focus on the needs of parks located in Outer East Portland (beyond I 205).

I would like to use the springwater trail, but do not because of homeless people living there. My husband will retire next month. I will remind him to check schedules for classes offered.

I would love to see areas open to assist with homelessness. This is an underserved population that could most benefit from safe areas to camp at night, especially given the statistics of disabled homeless population. Rather than moving this at risk population, I feel it would be more beneficial to have a city regulated camping area for these folks.

I would love to see the lights in the trees maintained!

I would love to use the parks more but I don't feel safe with all the homeless and their using needles and other dangerous items.

i would prefer for more cost-effective measures in preserving/ improving things as were put forth in the survey, but also for dissemination of the info (e.g. email the catalog or make it accessible on social media; instead of some colorful printed flyer that costs a lot to make and then costs to be sent out to everyone). seems like in the financial situation, money could be spent more frugally and with greater fore-thought so the money could actually go to the goals/ programs/ etc.

I would use more P&R programs and facilities if I were younger.. .. What few I am able to use - eg. Springwater Trail on my trike - or admire - eg. the excellent Duniway Park development across the street from my house, I like very well. I am a supporter of most of the directions of your agency...JiMcG

I, Christina Melinda Natashya Stanley Blair as Oregon trial lawyer wish to know the impact for this legal answer.

I'd like to see a long single track, exclusively mountain bike trail established in Forest Park. This would be similar to Wildwood trail for runners, but it needs to be a separate trail just for mountain biking.

I'd like to see more *group* music lessons in my area. Private lessons are too expensive.

I'd like to see more development at my neighborhood park -- Dickinson. It's a big open space, but there isn't much there. We only recently got garbage cans, which was a nice addition to help dog owners. More play/rec facilities for kids would be great. More/better trails. Also, I love the historic restroom and other facilities at some of the older parks around town (Laurelhurst, Tabor, etc.) and would love to see them restored. They're often shuttered and I think it'd be cool to see them spruced up and opened again.

i'd like to see less homeless people in the parks. i don't feel safe going for a walk anymore

I'd love to see more street trees in the Foster/Powell area! The heat island effect and the impact of cars makes it challenging to enjoy the outdoors.

If the parks are NO SMOKING, that should include pot smoking

If there are ways for community members to participate in the improvement of their neighborhood parks, I would like more information, or suggest PPR develop a program to get community members directly involved.

If you had asked these questions 60/70 years ago the answers would have been completely different.

I'm a board member of the Friends of Mt. Tabor Park, and I run in the park regularly. While we appreciate everything PPR does on a limited budget, we do receive complaints about the lack of park rangers to enforce off-leash and no-smoking rules. Thank you for using the parks bond to restore the summit restroom and add railings to the north staircase!!! :)

Appendix 5. Comments - General

I'm car-free. I appreciate the fact that park trails also function as transportation routes for people like me. Gabriel park is my main path between my home and Multnomah Village. One thing I'll point out is that dogs are a nuisance. Dog play areas are probably best kept away from walking routes. Not sure what to do about the frequent sightings of little plastic poop bags though.

I'm concerned about air quality in our area that doesn't have very many trees. There are too many diesel fumes from trains and trucks.

I'm glad I found PP&R web site. Tracking down this survey took some persistence.

I'm not sure if this fell under another category, but cleaning up existing parks, such as trash removal. Also, maintaining trees lining the streets that are overgrown.

I'm tired of the city stealing taxes allocated for the park system. Don't plan to vote for more money for them. Still mad that the city abandoned the city streets that have the tree mediums.

I'm very thankful for what we have. I have always utilized our community centers especially when my kids were young.

In addition to trees, there is not enough lights on the streets. That's a safety issue and I'd like to see someone responsible for that.

In general, I think PPR does a great job. The facilities (at least near us) are always well taken care of and the staff is always nice and helpful. I think they give a wide range of activities for a range of ages. I wish we had time to participate more in some of the activities.

In my youth I would spend all day every day of summer in Pier Park. The directors for crafts and field trips and the pool for swimming. I have a love for Portland because of these experiences.

In the ethnic descriptor please consider breaking out "white" into more descriptive possibilities like the rest of your possible answers.

is PPR really able to compel my friends to tell me about parks stuff? I don't have any young children now, but parks stuff that caters to them is still important to me; you should have some questions that aren't just related to my (current) specific family circumstances. define sustainable; how is one to know what you mean when you say that in the one section.

It is a shame so many structures are either derelict or closed off because of homeless people using them as shelters. Portland's overall consists of so many fewer trees and interesting plantings than Seattle.

It is good to know that PP&R is thinking about all of these things. I think the most important goal is keeping it programs, things like classes or summer camps, affordable. Families have a lot of expenses so even for the middle class it can be hard to afford some of the things offered by Portland Parks and Recreation.

It seems like there's a lot of emphasis on trees in this survey. I very much dislike the NIMBY attitude about preserving trees that is hampering new construction in neighborhoods that already have extraordinary tree canopy. Portland's tree canopy is NOT in danger and I'm hoping PPR is not getting overly concerned about a fairly non-existent problem. To my mind the only problem we need to address is building tree canopy in a few underserved areas of Portland that might be considered "tree deserts".

It took more than 10 minutes.

It would also help to improve public restrooms in Portland parks

It would be a benefit to many of us to have another restroom (even a portable is great) in Mt Tabor Park. Also not enough water fountains in all the parks. And please more days when cars are not allowed in Mt. Tabor park. It's so much quieter without them driving through it!

It would be great to see more maintenance in Forest Park. In addition, there are not enough Park Rangers to patrol and oversee the park.

It would be interesting to find out about the results of the survey & how the information will be used.

It would be nice if Portland had an outdoor concert venue like the Hollywood Bowl in Los Angeles or TUTS in Stanley Park in Vancouver, etc. I know there is the zoo, but that venue is packed.

It would be nice if there was a department or committee that picked trash up regularly. I live close to 130th and Division, and see trash by the road a lot on Powell, Division, and other places. Just picking it up and putting in containers that are bolted to the ground would be nice. It would make our city look so much cleaner, since many people don't seem to care that they do it.

It would be nice to see more skateparks.

Appendix 5. Comments - General

It's a difficult subject to address but the frequency of unpleasant interactions with transients in parks is becoming a health & safety issue.

It's disheartening to me that multiple reports of a SAFETY issue at the Multnomah Arts Center Park have gone unaddressed after 2 years of reporting it. I think the priorities of the Parks Dept should be to maintain a SAFE park first.

It's sad to see the old, fun features (tall swings, merry-go-rounds, tall slides) being removed from play areas in parks, and the replacement equipment be so crappy and also not be inclusive for everyone. PPR should look to Harper's Playground, and take dvantage of all the work that went into that model, and create quality, long-lasting play parks that are fun for everyone. We would also love to see more natural areas (not talking so much about "nature playgrounds", but places like Errol Heights, Whitaer Ponds, Children's Arboretum, Kelly Point), and more programs at those places for kids. My six-year-old wants me to add that we love parks!

I've just learned about the seniors hiking program and it has opened the whole PP&R world to me, don't know how I missed it before. The survey has enlightened me with regard to the PP&R. Thanks a lot for your great work!

I've lived in several states before and like how Portland maintains and keeps its parks and am quite happy with them!

I've signed my kids up for some of the programs and activities, but they are usually understaffed or have people running the programs that either don't care or are unqualified to run them.

Just maintain what we have and don't ask for any further taxes

keep bicyclists OFF the Wildwood Trail hroughout Forest Park

Keep Forest Park undeveloped

Keep the preschool program open and add more disc golf activities.

Keep the senior hiking program going!

Keep up existing street markings rather than add new ones that deteriorate in a short time. Reduce the preferential treatment of bicycles in general and in particular regarding street markings. Teach the bikers to follow traffic rules with much more stric enforcement..

Keep up the amazing work!! Thanks!!!

keep up the good work!

Keep up the good work!

Keep up the good work!

Keep up the good work! Use Facebook to make daily updates for seniors programs/interests also, please. There is a need for safe and clean restrooms in Mt. Tabor Park.

Keep up the great work!! I use a lot of the park areas near the Willamette river, absolutely stunning park areas!

La ciudad de Portland tiene que mandar ma's seguridad alos parques para que familias se sientan seguras y poder viciar los parques mas veces

Limit dogs in public parks. They destroy vegetation and are a nuisance.

Lived in Portland all my life and used to go to the park when I was younger but don't go to them much anymore. Appreciate many parks and the trees lining streets.

Living in an apartment means having "The Fields" so close by is extra fantastic

Local ponds even on golf courses and water channels should be made available for fishing, Better access to bank angling needs developed on both the Willamette and Columbia Rivers. Johnson Creek needs to be open and available for gold panning.

Love hearing about progress toward a neighborhood community center at our Cully Neighborhood meetings - and a potential swimming pool!!!

Love kids' swim lessons but wish ratio of kids to teacher was lower. Nature walks are great for kids as well. Urban mtn biking trails would be amazing .

Love Laurelhurst Park, but the homeless camping in and around the area, both in tents and cars, has become out of control. That impedes my ability to feel comfortable in my local park. It doesn't feel like the city is doing enough to address this issue.

Love movies in the park. Please do more classic movies and older musicals. There's usually just one at the end of the season and I'm not sure there's one this year.

Appendix 5. Comments - General

Love Portland Parks but PLEASE fix existing parks infrastructure. Bathrooms drinking fountains playgrounds!! The everyday JOE stuff I grew up with. I grew up in Portland seems like last 20 yrs no one cared about the basic stuff !

Love the baby gym/toddler classes and family/open swim times at all community centers/pools.

Love the free music concerts in the parks during the summer.

love the music in the parks, forgot to mention in use of park activities section

Love the Parks and Recreation programs, don't use them as much as I should due to the time commitments of my work and other extra curricular activities. Will use them more when I have children or get more free time.

Lower the number of law enforcement in the parks. The number of law enforcement present in the parks are unnecessary.

Maintain the parks. Keep squatters from ruining the parks with tents, garbage, needles, & human waste. Give kids a safe place to congregate that doesn't involve being part of a gang. Don't waste money by allowing yourselves to be influenced by the clues, idiotic do-gooder. Make the choices that are best for the parks and community.

Maintain what we already have at a higher standard. Better ground crews to mow and remove trash in the parks. Quicker limb removal on damaged trees after a storm.

Maintain your current facilities. It is a shit show out there. Literally. Closed bathrooms. Portpotties chained to lights in front of beautiful brick bathrooms? Nice amenity there at Tabor. Errol heights Bum Fight and corpses? Check. Unusable ike path with poop and needles and Aggro meth heads? Check. Unusable park blocks DT with peeps sexual harassing my wife on the daily? Check. Car wash purchased by the city, left as a bum shelter with temp fencing? Check. Wow you guys are 5/5. Fix i. Serious. I want to like you and the city. But ever since safe sleep Hales this has gone downhill. Time to enforce existing law and reclaim our public spaces. Look like you guys are

Maintenance over building. Use the money we have to take care of what we have vs more bonds and more building.

Many of these questions would have been far more important to this household when they had younger children.

Many of those things that we said were not important or not very important to our household once were very important, such as pre-school, music, sports, and swimming programs. Our children participated in all of those through PP&R.

Many thanks. What you are doing and planning on doing is vital for our community and especially to get these amenities to the East County. I hope that PPR will think of redoing many of the children's areas in Portland Parks to be just like ours here in Westmoreland, a natural play area. It is amazing and hugely popular, not even standing-room-only at times! What a fabulous idea of someone and the execution is super.

McCalls Waterfront Park is overused for events, creating severe traffic problems that virtually lock us into our home. The summer-long lane closures on Naito back up traffic on a major thoroughfare through the city. The park is many times admission-only eents and cannot be used as a community park. In between events it is unfit as a park because the lawns must be rejuvenated. The noise of these events disturbs neighborhood residents, reducing quality of life for urban living.

Monitor dogs and the dropping their owners don't care about more diligently. Dogs are not people...

More attention needs to be given to enforcing leash laws for dogs.

More bike paths.

More community gardens would be wonderful. I would love the opportunity to grow my own vegetables but there are no gardens even close to where I live.

More Disc Golf baskets.

More dog parks!

More fully fenced dog areas - or fully fence the current ones.

more lamps

More lighting, possibly motion activation on designated areas during certain times of the day

More open field spaces and priorities for ultimate frisbee. It is a low cost/ easy access sport that does very little damage to fields.

More opportunities for disc golf within the city would be absolutely wonderful. The closest now are Vance/Rockwood and Pier Park and they're constantly busy. Additional parks would be well loved by the growing community, I'm certain.

More park rangers are needed to address challenges with homeless people and park misuse.

More parks for kids.

Appendix 5. Comments - General

more parks for marginalized populations. Increased access for people with disabilities. Lower cost to participate in activities. Doesn't necessarily apply to me, but is what is important.

More parks need to have off leash areas for dogs.

more place to put in kayaks. sellwood park is getting crowded!

More pools and tennis courts please. These are very hard to come by in my area.

More Pools!

More Portland Loos where restrooms are not currently available, especially in places where houseless people live for better hygiene/sanitation. Stop police sweeps of houseless people in Portland Parks.

more signs for people who don't pick up their dogs poop, and more baggies and trash cans. I hate going to the park and stepping on dog poop, the smell wont come out your shoe that easy.

More Sports Madness and I would love a pool or water feature at Alberta or Fernhill Park. The neighborhood would love it.

More than anything, I would like to see North and East Portland have more parks!

More trees, less Trumps.

Most of the questions didn't make sense.

Most of the tennis courts around the city are in poor shape. I'm not aware of any plans or efforts to refurbish them but more effort should be made. They are a valuable resource for people who want to play.

Mt. Tabor Park and 4th of July. The park is trashed every year with broken glass, trash, fireworks refuse. There is no monitoring of the high rate of alcohol consumption. There is illegal use of firecrackers. It is disgusting and disheartening. I hav made calls in past years and no action is ever taken. As a neighbor 2 blocks from the park, I feel I am unable to use the park on that day. It is literally dangerous every 7/4. When will something be done?? Perhaps at least locking the gates all day n 7/4. Something. I also want to say that about any weekend in the summer, the park is trashed after nights of partyers who have no respect for other people and property. Who raises these idiots? So unconscionable

My biggest concern is after hours when it's about to get dark; you can't linger since it isn't safe.

My biggest concern is the homeless people camping out in the parks. Parks are for families and kids. We only go to the parks for sports practices. This year we have not gone to the parks for recreation or fun because of this reason. We only go if we have to.

My children have used the Brooklyn City Park's summer youth program. It is my understanding that Portland Parks and Rec has decided to cut the funding for this amazing program. This program acted as a 'community center' for the Brooklyn neighborhood. Ctting this program only hurts our kids and community. I strongly recommend that Portland Parks and Rec keeps this program, as it will affect so many children.

My community center, East Portland Community Center, is my favorite place in the whole city! It is where I go for swimming and community and where my kids go to summer camp. :)

My family lives in an apartment near Laurelhurst Park and like to use it in the summer as a place to relax outside (such as reading, throwing a frisbee, etc). It's like "the commons" for us

My hubby has had health challenges over past year and now needs a walker for balance when walking. We don't get out to many parks nowadays as even though he is walking for exercise, he cannot walk too far at any one time.

My kids & I love Portland parks & rec! We have enjoyed parks, classes, camps. Educational preschool has probably been one of the larger resources we have taken part in. I have one child who went there & one who is currently attending preschool at peninsul park community center. I feel it is a fantastic resource for the community.

My local park has been left behind. George Park is probably the worst park in North Portland as far as places to sit, eat, toys to play on, etc. I would love for someone to take a look at this park and see how it can be improved...

My main park use is for peace and quiet. I like to lay around in the shade, relax in the breeze. Lay around in the grass and gaze through the trees.

My neighborhood has very few parks with working drinking fountains or restroom facilities. I realize this is due to homeless people and concern of misuse, but this made it very difficult when my children were little. Family use of parks requires upkeep ofrestrooms and water...or at least a working faucet.

Appendix 5. Comments - General

My visits to the park have been few are far between since the wadding pool was closed. I run a home based childare and with the exception of summer swimming classes, that I encourage the parents to particpate in, I do not see any extra uses for me or th hildren in my care. A larger facility with more options and even an indoor pool would increase the visits for me and my group.

Nature parks are empowerment centers needed in urban environments. The founding people of Portland mapped out our fair city with the ideals of City Beautiful. (Peninsula Park as an example) I believe the current Parks and Recreation vision would benefit b reviewing that vision and deepen it's understanding of why it's so important to view nature as a safe place to experience beauty, balance and bliss. In my humble opinion, what's most important is to add the missing link to the outline and vision for the PR programs. Currently, your survey introduction letter encompasses only three of four essentials for personal self-love, care and safety empowerment practices, that of Physical, Mental and Social/Community activities. The missing key to the Parks & Recretion nature empowerment practice for Portland's citizens and visitors is the Emotional self. To fully activate and experience nature in an urban center one must have assess to all four essential components of a healthy self-love, care and safety program a follows: Physical, Emotional, Mental and Community Self. ONLY then will the beauty, balance and blissful calm fully activate and replenish the hungry, starving emotional well-being of Portland's citizens. With 189 new people moving to Portland everyday, here are the community centers ready to help new people understand the responsibility and civic duty to Portland's natural environments, it's history and heritage, the community self of clean air, water, soil and the connecting elementals of trees, shrubs flowers, and wild life that live here? Nature provides clarity and calm to refresh, rejuvenate and restore balance to our lives in the ever-changing world we live in. Without nature in urban centers that foster and facilitate a healthy practice of self-epowerment through physical, emotional, mental and sacred self-love and care, confusion, and chaos will continue. Parks and Recreations must step up to play a greater role for Portland's citizens beyond picnic

need activities for all age groups, to bring into the parks and keep the bad folks out.

Need areas to turn a dog loose and let it run free for a while. Ed Benedict and Lents parks to be more specific.

Need bike trail and connections to parks areas from Madison South.

Need enforcement of the leash law. I will not visit any parks as long as there are dogs running loose. Also enforcement of picking up dog poop !

Need fenced off leash dog area for small dogs at more parks...including Grant Park. The big dogs are intimidating for my small dog. Summer water activities, eg. water slides need to be closely monitored for safety. Richmond Park improved in this area of cncern.

Need more parking at EPCC

no off trail biking, dogs are a problem. People don't keep their dogs on leash and take them where they are not supposed to be. The rules never apply to them.

Noise violations are a HUGE deal Curfew hours should be MANDATED at 10 pm. It is ridiculous to have access to parks until midnight. these issues plague us as homeowners and we believe the Parks should have a global curfew of 10 pm

North Portland is in desperate need for Parks and Rec programs and new more advanced street lighting. We need more after school programs to keep kids busy with productive activities. The number of criminal activity in this area committed by teens is too mch to call it a "safe" neighborhood. It would be great to bring the people of this neighborhood together with fun activities that involve food or games for kids. I believe there should be easy avenues for citizens to get involved to help the area thrive fom the ground up. Send out fliers, mails, emails, phone calls asking for volunteers. Thank you.

Not enough parking. The bathrooms are usually not very good.

Notice most parks I visited are cleared.

NW area 97229, 97210 is lacking in ADULT' excercise classes..no pool! Gabriel Park is TOOOO far away from SYLVAN HILL. We have NOTHING up here. Make Forest Heights put in a swimming pool like Raleigh Hills.

Off leash programs are good for dogs except that some people don't realize that their dog is aggressive. Too scared to have dog off leash.

off leash dog parks are awesome, too. We use Mt. Tabor which is a little awkward, but we still use it with zeal. the dog bowl water faucet is broken, though.

On one page you asked whether some things are important for me or my family. I answered no because they don't directly interest us, but I would have answered differently if you had asked if those things are good for the city in general, indirectly benefiting us.

On the "how long have you lived in Portland" section, there should be a 2-3 year option.

Appendix 5. Comments - General

One of the major problems that my friends and I are seeing is people being very uneasy about going on hike and going to parks because of the increase in the homeless population. Many areas have a lot of trash and unfortunately are not clean and so I find myself only going to certain parks and areas where that won't be as prominent.

One of the reasons I moved to Portland was somebody who had been there told me about the huge amount of parks. Seriously! I've always loved parks and green spaces. Shoot, my wife and I got married in Kenilworth Park. Thank you all for what you do. You may not hear that often enough, but please know that I, and many people I know, appreciate it very much.

One other comment regarding something that limits my use at my local park: dogs in non off-leash areas. Having lived in other cities I think it is a gift that dog owners have so many off-leash areas to pick from, but can they please stay in this area? As person with a small baby I'm very uncomfortable seeing dogs running around the entire park without a leash.

Our family ranked acquiring new lands low. We highly value purchasing new lands, but we believe that Metro should be responsible for acquiring new lands for parks. We also ranked the questions about trees fairly low; we love trees and recognize the importance of trees to a healthy Portland - we are just not sure the PPR should be responsible for that.

Our family utilized PPR every summer for a few years when our child was younger. We also frequented our local park almost daily as well. My spouse has utilized the local pool prior to closure for renovations.

Our northwest neighborhood needs a community center with a pool and other athletic facilities like a turf field. With all of apartments being built around the Pearl, the people who live here need easier access to a pool and turf fields. When we don't have pools and recreational facilities in the city, people don't have a good quality of life and are forced to add to traffic problems taking their kids to the suburbs and to our two closest PPR community Centers. Dishman and Southwest community Center are the closest and are overcrowded on the weekends and evenings. I also have found the lessons and Blue Makos session to be hard to work with. They have been the same for the last 10 years, expecting families to drive 30 minutes during rush hours twice a week to attend a 30 minute lesson, rather than offering a once a week program that is longer and worth the drive. Maybe once we get a pool in our neighborhood it makes sense to go to lessons twice a week because the commute time would be shortened. Also it has been really difficult to find time for my kids to swim laps. Blue Makos swim team is mostly only offered on weekends when my kids have other sporting games. My kids have also been hassled by PPR staff when they are swimming laps, saying that the lane are really for adults. How is a kid supposed to get exercise and learn to swim in a congested pool that is only 1.5 feet deep like at Southwest Community Center? Children growing up in the city deserve the right to have easy access to exercise and facilities to learn a basic skill like swimming. Portland does not want to push people to live in suburbs as people discover that Portland is not providing enough park resources for all of the growth that is taking place. We need to acquire some land in the W industrial area before it is too late and build a community center with pool and a couple turf fields for soccer and lacrosse.

Over the last 30 years I've seen multi-generational use of our city parks. They are a treasure. Especially now as the city becomes more crowded and stressful to live in. I love going to the park with my dog. Over the years I have made some of my closest friends simply by bringing my dog to Grant Park and starting a conversation with another dog owner.

Overall I love the parks but honestly I have seen drug use (heroin shooting up etc) Not weed drug but needles and urine smells and overall trash from Homeless. I have no idea how to fix but that's what I see

Park Lane Park has a fenced off area that was supposed to be developed but was never was.

Park safety and cleanliness are critical! I cherish the Portland parks that have these qualities (and am grateful for them--thank you), and hurry through/don't even visit the ones that don't. For example: Waterfront park. I work near Waterfront park and think that it is sad that the lion's share of workers in the downtown area (including myself) don't want to use it for lunch on nice days, etc. I don't want my teenage boys to go there without me. It is sketchy and can get pretty dirty. I wish that Portland had a Waterfront park that it could be proud of. My office hosts colleagues from Europe, and they always ask me about what is going on there--they're surprised when they are exposed to the homelessness, drug-fueled behavior, and associated debris that are common there. I visited Vancouver, BC recently and long for a waterfront park like the ones I experienced there--safe, clean, natural beauty + public art + family & kid friendly + athlete friendly. We could have that here!! Waterfront park is about 50% of the way there. Can we take it farther?

Parks and Rec are good...but work within your financial resources. I.E. DON'T raise taxes for any of your pet projects. work within the taxpayers' budget for you!

Parks and recreation are vital to the health of neighborhoods and communities.

Parks and trees are vital to the health and well-being of the community. Thank you for all that you do.

Appendix 5. Comments - General

Parks are a vital part of a community to bring together families, peers groups and all types of ethnicities to enjoy nature at it's finest. This may be the only slice of nature that some kids get along with the exercise it brings. At a time of increasing besity, parks and the massive benefits they bring to our society, are more important than ever today. They also keep parcels of land from bring developed in a city that is increasingly feeling too crowded and chaotic giving people a chance to breath and dstress.

parks are important ! Fix and maintain what is existing before purchasing new property

Parks Dept. needs more support from Police to deal with the homeless in parks. Parks should not become homeless shelters or campsites.

Parks need more open bathrooms year round

Parks need to have enough parking areas to be accessible by car.

Part of the reason I moved here was the quality and number of parks and natural areas. Keep up the good work. Make more, not less.

People who reply to the survey are likely to be disproportionately older, well off and have many options for recreation. While I LOVE our parks, if choices need to be made, P&R programs should be focused on needs of families and those with little access t parks.

Pleas fix the trash situation at Cathedral Park

Please add a swing set and more benches and tables to George Park.

Please add Pickleball lines to existing Tennis courts as the courts are re-striped. This will add to flexibility in serving more residents. Also, add Pickleball to your next survey. It's played by a growing population.

Please build an adult fitness playground.

Please clean the moss off the roof of the restroom at SW Terwilliger and Hamilton

Please clean the street signs or replace them so they reflect light at night and are legible.

Please consider turning on the drinking fountains at all PP&R parks when it becomes obvious that the pipes will not freeze.

please do a better job of working with police to take back our parks. the saftey issue is a real problem. most of our friends no longer support or go to parks close to downtown due to safteu concerns.

Please do more to enforce leash laws in the parks--I am tired of dogs running loose. Perhaps more signage? More oversight?

Please do something about the amount of trash and pollution left by the homeless. My family have used the parks constantly but lately in the last year or two we have noticed that we go to the parks less do to the level of trash and filth left by the homeess. Recently, we went to WA Park and there was some homeless tents and a lot of trash they left their. It frightened my wife since some strange men came out from the woods holding large knives.

Please do something about the goose poop!

Please don't overdevelop parks! I live next to Spring Garden Park which is currently beautiful and well-used and does not need a multi-million dollar makeover.

please enforce leash laws for dogs.

Please expand mountain bike trails through forest park. Also thanks for gateway green.

Please figure out the homeless situation as the amount of garbage strewn all along the parkways and streets, etc, makes it almost impossible to see the beauty of the natural settings you are trying to maintain...the contrast between gardens, trees and garage is just too disturbing!

Please fix the online reservation system for park space rentals! It is extremely difficult to reserve indoor spaces.

Please give a little attention to the tennis courts at Wallace Park/Chapman School. They are used quite frequently and are often busy, but they are in pretty bad shape!

Please have better signage and enforcement of off leash areas. We have two small children visit the park frequently. Frequently we have had off leash dogs charge our children, making them scared of dogs. Several times we have had to leave the park becase our children have stepped in dog feces outside of the off leash areas.

Please have more resources available for those of us who don't have cars. Also more programming for the inner west side of Portland (maybe a rec center)?

Appendix 5. Comments - General

Please have more signs on the fence about the activities in all parks because many times I have come and play soccer, there are many groups they told that they have permit and didn't let we join the field.

PLEASE increase investments in underserved communities in Portland! We desperately need a community center in the Cully neighborhood to serve the many (and diverse) children and families who live in this area. It is difficult for many families in this neighborhood to access programs at Dishman, Peninsula, and other community centers outside our neighborhood due to transportation, time, etc.

Please keep campers out of neighborhood parks. The amount of tents and trash are scary, keeping kids and parents from using the parks.

Please maintain and enrich Sellwood Community Center. Please maintain and enrich Johnson Creek Park.

Please make all parks pesticide and chemical free. There's zero need for them.

Please make repairs to Mt. Scott Community Center!

please make the results available

Please plant trees on SE 104th between Holgate and Harold St.

please provide with better bathrooms

Please publicly, on news if possible, results of survey. Cover specially why budget has been cut last 5 years during times of higher use an interview of Mayor on his specifics for improvement, increase/decrease in Parks budget and priority of entire City Council

Please restrict number of all day events at Fields Park. Lots of families use it during the day and at night. Cider Fest is only for adults and many drunk people. Also too many other restricted events

please resurface mt. tabor UPPER LEVEL tennis courts

Please resurface the tennis courts at Pier Park, Northgate Park and/or Arbor Lodge Park! Tennis courts in north Portland seem to get ignored. Smells a little of classism.

Please save the preschool program!

Please start forcing DEVELOPERS to contribute to a "Park Management Fund" during their permitting process. The "urban densification" is great, but there needs to be a % of forecasted development cost "Park Contribution" built into the PDX Urban Environment, otherwise this City will be brutal 20-years from now! KIDS NEED A PLACE TO WALK & PLAY NEAR EVERY HOME!!!

Please stop spending money on the Anti-Tobacco advertising campaign. You are helping no one by putting up billboards with useless propaganda. Use the money to maintain parks instead. No one is destroying Portland with cigarettes. Actually, Why not have more butt disposal containers around town? Use the anti-tobacco campaign money on butt containers and PSA's on how to dispose of butts in said containers. Damn!

Please upgrade the online system to a more user friendly interface.

Please work on easier searchable system for classes/activities on website. Also park facility reservation system is very cumbersome.

Please, let's come together as a community and help solve the homelessness crisis! And maybe more art installations and public spaces that can be utilized for skateboarding! Skateboarding is good for the community!

Portland has great parks...keep up the good work. visitors love Forest Park, as do I.

Portland has some beautiful parks, but the level of homeless camping in them is making us very reluctant to use the parks. As an older person, I feel unsafe going to the parks alone. We are now considering a dog for safety reasons. It's sad that safety is such a concern. An example is Laurelhurst park, which is just beautiful but there have recently been stabbings and a shooting within the park since the homeless camp has set up. We need to work on wrap around services and permanent housing for these individuals. Hopefully it will save some lives.

Portland is for the most part a progressive minded city. I would like to be involved to maintain and increase that philosophy.

Portland is so fortunate and blessed to have such a plethora of wonderful and rich parks in so many of the neighborhoods throughout the city.

Portland is the greenest city I've ever lived in and well maintained, it is one of the main reasons I moved here and love it here after traveling all over the US and internationally to decide on where to live

Appendix 5. Comments - General

Portland needs to STOP insisting on tree planting EVERYWHERE! We NEED to see the SUN AND the STARS. Trees are good, but so is open space -- people need to see open space, sun and stars. We NEED it. For our mental and physical well-being. Please stop insisting that we plant trees in EVERY open space. PLEASE! I BEG YOU!

Portland Parks and Recreation does not own and maintain all the trees along the streets. My HOA is responsible for the trees along the street by our building. You should be either more accurate or more honest. Also, if Portland Parks and Recreation were responsible for trees lining the streets, why wouldn't they clean up the trees along the south side of Central Library? They look disgraceful, covered with suckers.

Portland Parks and Recreation is doing excellent work with the resources they have. As anyone who has grown up in Portland has noticed, everything is getting more crowded. Many of our city parks are now becoming in essence "dog parks". This has a huge impact on the desirability of utilizing our parks and open spaces when much of the time in the park is avoiding dogs and the impact they have on fields, etc. Even playgrounds there are generally off leash dogs, in which case my son and I leave. It's sad. This may sound like a simmering frustration of a middle-age curmudgeon, but due to the volume of dogs off leash, it is having a very large impact on everyone who wants to utilize a park. There needs to be a balance. Some discussion, consideration and education is needed to allow the parks and open spaces to be accessible to everyone.

Portland parks are a part of Portland. Keeping them accessible and expanding green space is important to the land we have. Introducing the importance of this to children is paramount.

Portland Parks are getting worse each year with "camping" drug users/threatening mentally ill persons/theives/prostitution. I know there are no easy answers, but if I can't use the Parks I'm paying for, then I start to wonder if my tax dollars should shift over to policing instead.

Portland Parks should not overextend themselves. First and foremost, protect existing parks & natural areas. I'm appalled with the amount of camping, litter, and environmental degradation that has been occurring in our parks in the past couple years. I hadly ever go on the Springwater Corridor or in Oaks Bottom anymore.

Portland public spaces are among the best I've seen. I hope the city continues to invest in its public spaces.

Portland should spend money developing the current parks it has in lower income neighborhoods where they are very much needed for the proper development of low income youth who did not choose to live in outer East Portland. Portland Parks & Recs is notoriously known in this area for funneling money to the wealthiest neighborhoods to re-create their already amazing green spaces while poor children get dog parks in creepy forests or bare fields East of 122nd without proper lighting and next to busy streets. playgrounds? Rare. Toilets, nonexistent. Oh, and needles in the bushes. True story!

Portland tennis center has an abundance of subsidized activities for senior citizens during the day time hours. I am not a senior citizen and therefore have fewer opportunities to play indoor tennis during these hours. If there are rare courts available, have to pay more. Also, I think the tennis pricing should be tied to resident status as Portland property owners are paying taxes into this district and currently people from outside the district can play for the same price. We are subsidizing their recreation.

Powell Butte and the homeless can be scary and are a reason to stay away from urban parks.

PP&R needs to develop in city mt. biking trails. This could be an economic draw for tourists but PP & R discourages mt. biking while other areas are benefiting from it.

PP&R should actively pursue alternative revenue sources instead of using tax dollars (such as corporate and foundation sponsorship; advertising; sales, including vending machines; etc.). Also, more effort should go into collecting fees for services. If a person uses an athletic class, there should be at least a nominal fee.

PPR Environmental Ed summer program does an AMAZING job of inclusion and support. Thank you for all Chrissy Larson's hard work, patience and commitment. I wish she was the next PPS supervisor, she would do a better job!

PP&R are supposed to take care of the trees but there are hundreds of trees that need replacing but PP&R say it's on us. The maintenance of parks on the eastside is substandard. It's like no one goes out and looks at them.

PP&R website for the longest time had no classes listed for swimming in the Matt Dishman Center. I believe the index is fixed. It is not a huge issue but I contacted the center and was told I would receive a call back but never did.

Prioritize and think ahead. If you do end up acquiring more land for more parks for example, do you have enough resources (money and manpower) to maintain the new parks and the current parks? Maintaining the parks Portland currently has already seems like a huge ordeal. Plus, Portland has a lot of parks already! But, I'm just a produce grocery clerk, I'm sure you guys will make the right decision :P

Progress bar percent never changes. Upon completion of survey bar does not even reach the 100% at the edge of the screen. This looks ridiculous and unprofessional. Qualtrics is overcharging you for a very subpar survey experience!

Appendix 5. Comments - General

Prune some trees at Argay Park near my home. Too much cover, too much shade, too dark at night & feels unsafe.

question about “managing street trees” is somewhat confusing! I know that P&R can require planting of street trees in some situations and that you have to get a permit from P&R to remove a street tree (or even a tree on your own property) but they do a POR job if at all of MAINTAINING existing trees and any damage to the other public lands (sidewalk and streets) are charged to the property owner, as is the cost of removal (even if you could get a permit to do so!)

Realize you have to balance the needs of many - hopefully pools will get a little more attention. Thanks!

Recent development has decreased urban Natural Habitat. Too many Pre-Purposed over-developed parks. (sports) “They took all the trees and put them in a tree museum, charged the people a dollar a half just to see them”

Recently bought a house and enjoy all of the SE parks before owning our own yard.

Regarding the outstanding Washington Park: Keep the bronze sculpture “Coming of the White Man”. Get rid of the Holocaust Memorial entirely. Generally speaking, never make a politically correct decisions which either disavow or disgrace European American eritage. Colonel Summers Park needs some serious help to make it nice again. My favourite parks are Washington, Laurelhurst, Mount Tabor, Wallace, Gabriel & Forest. Thanks for all your good work!

Regular maintenance of trees should be placed. I didn't know Portland parks and recreation had a regulatory program for trees. With the technology of today, there should be away we can report a problem of trees.

Repairs are needed. I go to parks a lot and there is one in particular, Columbia, that has a lot of horseshoe parts that are kind of dilapidated. It used to have lights and you could go at night and play in the summertime. Now they aren't taken care of, lights are gone, fences are in shabby shape. I have been thinking about even making a Columbia Park League.

Running trails and tracks are a big deficit in East Portland.

Safety at the parks is important. Some are nice, but they have too many homeless people sometimes. There's a safety concern.

Safety is a major concern on many trails through the city and Washington Park, relating to the number of homeless we have as well as other assaults heard on the news. Sidewalks seem to be a BIGGER issue than availability of parks as well... and if you cant get to a park safely via stroller or bike, then the park won't/can't get used.

SALINE pools please!!! Would use several times a week if pools were not heavily chlorinated. I would even teach swim lessons for PP&R

Saying that the Park's are responsible for street trees is wrong as the City requires the homeowner to do the upkeep of the trees planted on the city's parking strip in front of the homeowner's house. If the city took care of the \$ issues(pruning, taking ut dead trees and paying for sidewalk repair caused by tree roots), more homeowners would embrace having trees on that strip.

seems like there needs to be more fenced in areas for dogs in the parks. People do not keep their dogs on leashes and it is hard when there are small kids running around. other than that we are satisfied with our local park.

Several established trees in my neighborhood are being ripped out for development (not affordable) with approval of PDC which we fought tirelessly against for two years, to no avail.

Signs posted in the parks are also helpful in letting us know about upcoming events...probably the best way or me.

Some questions were ambiguous and open to interpretation. For example, the question about the importance of the community being responsible for tree maintenance may have something to do with cutting the PP&R budget for its own tree maintenance programs ad placing the financial burden and responsibility for labor on private citizens.

Something needs to be done about safety in the parks. My children should be able to go to our park in groups of friends, but they can't because of the homeless car camps with people getting high and making lewd comments towards the children.

Southeast Portland needs its promised community center. Plus it needs a pool. Drug paraphernalia and safety issues need to be addressed in parks and playground.

Sports field maintenance is currently poor. I am guessing this is lack of labor budget. Develop a management plan that makes your employees more efficient. Get them all committed. There are plenty of people still eager to get to work. Watch close how prodctive those close to retirement are. Some long time employed put it in cruise control and waste tax dollars. Portland has amazing young energy, harness it!

Survey questions should more clearly indicate difference between “something is important” (I support it, like programs for seniors), and “this is what I use now” (I am not a senior yet...may not use all now, but want others to be able to, and want to use yself, later...).

survey too long

Appendix 5. Comments - General

Take me off the survey list. Not interested in spending more tax dollars on some things I don't use.

tennis courts and natural areas are important to this household

Tennis is very important to me.

Thank you all for all that you do. We are very fortunate to have all of you keeping our city beautiful and I fully support and acknowledge all the hard work you all done. Keep up the great work!

Thank you for all the beauty you bring to the community and all the hard work that you do!

Thank you for all the work you do :)

Thank you for all you do.

Thank you for doing a great job

Thank you for doing this. The environment /nature is very important to me. So is having easy access to it.

Thank you for doing what you do! Love the summer programs and free lunches for kids in the parks. And of course all the music programming! And the classes!

Thank you for everything you do to keep our Portland park beautiful and plentiful :) I feel very lucky to live in this beautiful city

Thank you for giving me opportunity to share my input. All the best to all of you involved.

Thank you for helping to make our city a beautiful place to live.

Thank you for keeping Portland Natural as it is growing more urban and corporate

Thank you for sending out the survey and for getting our opinions heard! Our family loves love PP & R!

Thank you for taking an interest in our parks. They are such an important part of our lives and they way we are able to spend time together and interact with our community and nature.

Thank you for this opportunity. Most important to me is that under-served communities have access to activities for kids and families, like parks and open spaces and after school programs.

Thank you for you letting me take this survey...

Thank you for your interest. We love PPR.

Thank you for your work

Thank you for your work!

Thank you to the PP&R for all the hard work and dedication you guys put to ensuring that our city is a wonderful place to live in!

Thank you!

Thank you.

Thank you. One concern that I have that is not addressed in the survey is the huge & growing homeless population in Portland. It is encroaching on many of our parks and public spaces, causing serious issues of damage, environmental hazards, and safety.

Thanks for all of PP&R's good work!

Thanks for conducting this survey!

Thanks for doing a good job.

thanks for everything PP&R does I especially love SWIMMING & zumba GOLD & the summer concert series !

Thanks for informing me that PP&R is responsible for trees on our streets. PP&R extremely important to my lifestyle and choice to live in Portland!

Thanks for sending the survey!

Thanks for taking the time to get our opinion.

Thanks for the opportunity. However, this was the longest 10-minute survey I ever had. r

Thanks Parks & Rec for all you do to make Portland a beautiful and fun place! :-)

thanks. I love South Parks.

Appendix 5. Comments - General

Thank-you!

The bathrooms at many parks, especially those in the outer NE and SE area, are a health hazard.

The city needs to better enforce the leash laws in all parks and trails with enhanced ticketing from park rangers. Also, the city needs to return Laurelhurst Park to a park that does not have a leash free area. The pristine quality of this park is ruined every year by the creation of a huge bare dirt area in the center of the park. The parks department would save many dollars each year by not having to reseed every summer.

The city owns the park strip between the lanes on our street, yet refuses to maintain the land and the trees. Thus, our neighborhood has to fund the maintenance ourselves. Before investing in new parks, maintain what you already have!!!

The current system whereby you have to get up at 5 am on the day when summer camps & swim lessons open to have a shot at them is INSANE! There has got to be a better way!

the first page of the survey said how often do you visit a natural area, etc. so i answered 2-3 times a month but, i visit the SWCC five times a week and work out there. I have an annual pass and rely on this resource. It is very important to me.

The forested parks in Portland are great, but the other parks, such as the waterfront parks/esplanades on both sides of the river and the park blocks in downtown could use better landscaping and design. I would like to see the development of better waterfront parks and public spaces. Bike lanes, signals and infrastructure is also important to me.

The homeless situation at Laurelhurst is untenable. Rows of cars, vans, buses, trailers and tents line the area around Stark and 37th. Drug use is rampant and people are screaming in the streets, fighting and carousing at all hours of the day and night (including right now). There are a few more dangerous characters who harass neighborhood residents and other homeless people with bazaar and occasionally violent behavior. In addition, the perceived "safety" of the neighborhood, combined with a built in drug market of homeless addicts, makes the area a hotspot for gang activity. I would like to see the park service take a more active role in shining a light on this issue, providing services for the homeless and keeping residents safe. In addition, I would be more likely to support the park service in the future if they took an active role in the affordable housing crisis facing the city.

The increasing presence of homeless people in Portland's parks has deterred me from using them in the last couple of years. I don't feel safe.

The Japanese Gardens are fantastic - so is Sellwood pool. Bring back Buckman pool! We love Portland Parks! Keep up the great work.

The main thing that keeps me away from Public parks is that they are mostly inhabited by homeless individuals, and I have often found needles and other drug accessories on the ground. I don't feel comfortable in most public parks for that reason. Every time I go to a public park I wonder what I will see, or what my little cousins will see when I just want to push them on swings, etc. Solving the housing crisis is another issue entirely, but it intersects with Parks & Rec. because I don't feel comfortable taking small children to Portland Public parks.

the money you spent on the buses going around and around Washington park are shameful - free parking should have been maintained and I bet would be cheaper than paying for 3 buses zooming around every 20 minutes. There's already a city bus that goes thru Washington Park. You just "Robbed Peter to Pay Paul" and left families high and dry. I'm very disappointed with you on this level. Parks should be FREE for the people. That said I do appreciate the Arboretum, Wildwood Trail, International Rose Garden, etc. I would like more parks to be designated with restrooms provided. Thank you for all you do.

The number one barrier to my household's use of parks is the excessive homeless campers, tents, and other structures that line the parks and fill them. I know this is not news to the city, but it undoubtedly discourages me from using parks when, as a female, I am alone.

The Parks & Rec department/Community Centers are a major appeal to the City of Portland. The Community Center in my neighborhood is regularly on the chopping block and it's a huge upset to the community every time. They truly do foster a sense of community where all are welcome.

The parks need fields designated for soccer use. As someone who uses the baseball fields, having the outfield constantly overrun with people playing soccer (usually, though other sports as well) is extremely frustrating. Soccer can be played on any expanse of flat grass, but baseball can only be played on a baseball diamond. Soccer is a very popular sport here, and it only makes sense to have areas designated for it.

The parks that we have are not being taken care of. We need more rangers to patrol the outer SE area. It's very scary at times. We also need the leash law enforced.

The parks/trails/trees are pretty great. The various sports leagues available for children/teens are a little confusing (not seeming to be Parks & Rec run from what I can determine) compared to other places I have lived (small towns in New England, and NC), but I get parents who are from here to guide me.

The pedestrian easement from Vista Ave. down to SW Mill St. Terrace has been blocked. I fear developers may eliminate other crucial pedestrian easements, e.g., bottom of Montgomery Dr. (not Street) to Vista Ave. Are we going to return to driving everywhere? If we lose routes that allow walking free from traffic, we'll slowly give up on walking. Police seem to overlook all the people that use their phones while driving...

The pools in N/NE Portland NEED to be revamped. It is an absolute shame that all the money has been spent in other parts of the city.

The property taxes increases but my salary stays the same. I have no time to go to the park. If new parks are built, I still will not have any time to go and I will lose my home.

the question about ages of household members did not register my answer; i had to select; "continue without answering" to continue with the survey.

The question about how many years in Portland is weird. Options jump from "1 to less than 2 years" to "3 to less than 5 years." What about people living here for more than 2 but less than 3 years??

The question about only in your neighborhood park vs. anywhere was confusing. Was it intended to be read as one OR the other (with the other being outside your neighborhood) and was the outside your neighborhood option mean to include in your neighborhood s well?

The question about services for the most vulnerable populations in the community (Q15_6); I don't know what populations you're talking about.

The Sellwood bridge area looks amazing and it is very pedestrian and bike friendly. One thing I would appreciate would be a trashcan at any part of the riverfront trail by the underpass. I see a lot of garbage that is disposed by traffic and I usually carry it to a can about a mile away or over the bridge. Thank you!!

The senior hiking program is great! It's been a good way for me to keep fit, make new friends, and enjoy the beauty of NW Oregon all at the same time.

The southwest/mountain park area is really lacking in trails. A lot of areas don't have sidewalks, which means dodging cars while walking/running. Would love to see more areas with sidewalks or a small extended trail running through the nature preserves!

The street trees that just got planted in front of our apartment on 50th and Brooklyn a month or so ago appear to be dead. It would be great to know who was responsible for taking care of them or who to call.

The survey should be done in the mail, not over the phone. I would like to see more off-leash dog parks.

The trail by Sellwood Bridge was supposed to be completed a couple years ago and it was never completed past the bridge, towards Oregon City. I don't know what happened to the money for that. They said they had money but then they ran out.

The two most important things related to Portland Parks are 1. Maintain what we have. 2. Acquire lands before they are never available again, but only if this doesn't sacrifice goal #1

There is a need for community based policing in the Holladay Park area.

There is no public pool in 97205 and it would be nice to have access to one; not everyone is a member of the MAC club

There is not one hour ever for homeschoolers to be able to have access to a pool during the day -- when they are out and about. I have contacted PP&R about this, and while homeschooling families obviously pay taxes, no one is concerned about this issue. The only time scheduled during the day for 'families' requires an adult to be in the pool with anyone under 18 (or 16?) -- and that is unacceptable. If I have a child that is capable of swimming on his own (and is 12) and wants to go swimming during the day -- why shouldn't he be able to go swimming?

There need to be more parks or areas that DON'T allow dogs at all.

There was a question regarding satisfaction with trees in the neighborhood. On the busy/large streets there are hardly any at all (for instance Division street and 122nd) and it contributes to heat, it is ugly and the street feels very wide and empty, leading to speeding and unsafe driving. The residential neighborhoods are nice with plenty of trees. But these main thoroughfares feel like a desert compared to nicer, closer-in streets like Hawthorne and Stark.

There's a lot of homeless sleeping in our neighborhood park and they make/leave behind a mess. Makes me less eager to visit the park.

Appendix 5. Comments - General

There's a sign up in the Portland Tennis Center saying you must be playing tennis to use the bathrooms. Shouldn't any citizen be able to use the bathrooms of a taxpayer funded public facility?

This survey is difficult to answer because most of it is on current usage. Primarily, we have used Portland Parks & Recreation services differently throughout the years and value all of the uses, not just how we use it currently. Portland Parks & Recreation was a staple for our family while our child was growing up. As we grow as a city, I would like a continued focus on healthy and well-maintained natural spaces, and maintaining a high level of educational programming especially in music and developing an mentoring program to support teens transitioning to adulthood.

This survey is far too long. A much clearer focus would have been helpful to its efficacy.

This survey is way too long for the average person. Because I have the time, I tried to help you. But because of our age, we are not typical park users.

This survey is way too long. It's hard to answer because our use of facilities and opportunities change as the family evolves. Also just because we don't make use of the many opportunities doesn't mean we don't support them. Also I want to add that our parks should never be a place to help solve the homeless problem.

This survey sounds like an attempt to get 'the community' -- an entity which you would like to believe exists -- to support your particular hobbies. Please don't. I don't ask you to support mine. And since it will come to this eventually, I'll get it out of the way now: the government already has enough of my money. You are welcome to ask it to reallocate the money it already has; you aren't welcome to try to take more from me. All the things mentioned in this survey could be taken care of by private parties. If anyone were that interested, they would, provided the government would allow it, and others who were that interested could pay for it, voluntarily. Please leave the uninterested rest of us out of it; we would prefer to do other things with our limited resources. Thank you.

This survey took me about 15 minutes to complete.

Though no one in my household has physical disabilities- many of my young relatives do. They visit often. I also work in pediatric rehab. I find that these children need park accessibility.

Too lenient on homeless

Trails need a lot of work after this winter and more leaning trees along roadways should be removed before they fall.

Tree planting efforts should be focused on low SES neighborhoods

Trees are good, but some trees cover street lights, and some shrubs cover road signs.

Trees are SO important, and so hard to replace, that I strongly support everything that PP&R does to keep Portland's trees strong and thriving.

Trees need to be removed that crack sidewalks causing fall hazards for the elderly. There are way too many hazards like this all over the city. The environmental policies seem to protect trees more than people.

two comments 1. heard a rumor that wash park tennis courts are being replaced with a restaurant for the Japanese Garden. HORRIBLE idea, there are no other sports area in this neighborhood besides the disabled playground and arboretum trails, which discourage kids from playing with any kind of ball. 2. Paid parking in the parks is an insult to taxpayers who ALREADY pay taxes to support the parks. Double taxation for Portland residents.

Upset that Summer Programs are being cut, while downtown parks summer events are being retained.

Very much appreciate PPR services. The classes offered are wonderful and have been a great asset to my family. Appreciate stewards of Woodlawn Park weeding the park w/out chemicals. Would not like synthetic turf--soccer turfs in particular have been linked to cancer in children (recycled tires).

Very recently a 100 year+ oak tree was cut down in my neighborhood. I asked the people why and the answer I got was that it was dangerous and a very snarky comment about having enough trees in Portland. Later, a handicapped accessible sidewalk corner was put in place. The tree would have prevented the construction of this. Why couldn't the accessible sidewalk corners be moved farther down the street? 5 feet would have allowed the tree to remain. If pp&r is responsible for the maintenance of these trees, why do they let the traffic people dictate to them what should happen. If that is management of resources and caring for the trees, I would say in this case there was a lack of judgement. Also, why is the neighborhood not notified of such a major removal and allowed input?

Water exercise instructors could improve.

We appreciate our Portland Parks & Rec soooooo much!!

We appreciate the services provided and think that they help serve our community.

Appendix 5. Comments - General

We are retired Sr. Citizens but are concerned with grandchildren's recreation as well when we child sit. We are big users of Forest Park and do NOT want to see it "developed" much!

we bought a house with nearly no grass because the local park was a 3 min drive and 12 minute walk. give the amount of usage the park gets and your limited budget, I think the department is going a pretty decent job.

We don't go to our neighborhood parks much anymore (laurelhurst/oregon) because of the homeless camps and vagrants.

we don't have a dog but we love going to the dog park to watch the dogs. We use the Southwest Community Center but we wish there was a bus that went there reliably or that the 1 bus went more frequently.

We feel very blessed to have urban parks in close proximity. We love Forest Park and love what PR&R has done for the city. You are an asset to the community.

We go a lot to Dishman pool. We are happy that there are parks around. Keep up the good work and thank you.

We have been unable to find a calisthenics workout area (bars, rings etc) in any of the parks we've visited here and really wish we could. Most of the cities we've lived in or visited recently have them.

We have no children, are not disabled, are not yet seniors, and do not play team sports; many questions in this survey seem to be striving to elicit a self-interested response, rather than one that's more altruistic. It was difficult to express an opinion on these, for fear that I would be essentially voting against senior programs, after school programs, or greater access for the disabled. All of which I support! Yet none of which impact my household's use of or interest in PPR offerings. So... I'm a bit concerned about how these questions will be interpreted by respondents, and how the responses will be interpreted by researchers. Also I'd note that my park usage is highly seasonal—not so much in winter months, quite a bit in spring and summer—and distilling visit frequency to a single value is a real challenge.

We have young kids and frequently choose not to go to the SW Community Center because parking is always full. Moving two kids from the extra parking by the tennis courts is a big pain.

We live in outer SE, there is a tremendous amount of in-filling. There is a growing lack of space for children to play. At the rate of in-fill there is going to be a continuing need for a place where children can go and play.

We love and use many SW neighborhood parks on a regular basis both alone (65+59 yr old married couple) and w/ our Grandkids (5+3 yrs) DeWitt, Marshall, Custer, George Himes, Gabriel, SWCC, Wilson Pool in Summer, Japanese Garden, Washington Park, Crystal prings, Mt Tabor, Sellwood. I run regularly along Eastbank Esplanade, Forest Park, Sprinwater Corridor, have lived in Portland 60+ years and feel PP&R is one of the reasons we love Portland as our home. Wife is a former lifeguard, swim instructor, and sim coach for SWCC and Wilson Pool, arts & crafts instructor at MAC, we are happy our tax moneys support PP&R.

We love music in parks and go to website for info. Also, we live in a downtown condo and the trees that line the streets prevent us from a river view.

We love our parks

we love our parks and the Mt Scott community center!!!

We love Portland Parks & Recreation! You are an integral part of the community! Thank you for soliciting our feedback!!! Have a beautiful day! :)

We love Portland Parks and Rec!

We love Portland Parks and Rec. I used the services a lot when my children were young. As a middle class parent the classes were excellent and affordable.

We love Portland parks and recognize that we use them differently as our children grow older. We want to make sure they meet the needs of everybody.

We love Portland parks!

We love the parks. We support expanding to the east side.

We love the Parks. You didn't ask about whether homeless camps and campers in the parks are a problem. Sadly, they are. Broader city problem, of course, but their presence limits the ability of older kids to use the parks without direct parental supervisin.

We love the parks...and we love to go walking/exploring in parks all over town. We really appreciate how many parks there are in Portland and how well they are maintained.

We love using PP&R pools, but really wish the changing rooms and the pools would be kept much cleaner. Seeing the same bandage in the poolside week after week is gross.

Appendix 5. Comments - General

We need more park rangers and more effort to get vagrants out of the parks.

We need more water areas for dogs to play in and perhaps a section for our furry friends in the catalog. Maybe a dog night for us without kids but dogs are our kids.

we need something like the North Clackamas Aquatic Park

We need to keep the small centers open like Woodstock and selwood. As a retired teacher the children in these area need these safe enviroments.

We raised 2 boys in Portland. The parks were very important to us during the 25 years that we had children and teenagers.

We really enjoy using our local community center and parks and the vast majority of our experiences have been positive. The PP&R staff does a wonderful job keeping all the parks in shape and offering and running fun classes.

We recently moved to Portland. We are not yet aware of what Portland Parks & Rec offers to the community.

We regularly use Portland parks and community centers, and believe they are great community resources. We wish there were more multi-use paved bike/run/walk trails that were not interrupted by unsafe intersections with cars or sections shared with cars. Aso safety and harassment problems on the Springwater Corridor trail have forced us to stop using most of it, which is very sad. We use our community center for classes/open gym time for our toddler, but wish there were weekend options because we work durig the week (especially in rainy season).

We rely on and appreciate PPR very much! We support continued and increased funding for the beautiful parks and fabulous community programs.

We truly appreciate all the community-oriented, family-friendly activities/events (ex: movies in the park) organized by PPR and encourage more of these.

We use Divinci school and Laurelurst Park every day of the day when we are in town. We are willing to walk 2 miles to a park that is good for dogs.

We used many Parks and Recreation facilities and programs extensively when our kids were growing up. They are not important to us now, but it is important that they exist for the next generation!

We value Parks & Rec programs (including natural areas & sustainability-related programs) very highly in order to maintain our health as we age. We also value them for their contribution to community-building and ability to foster social cohesion

We would like a fenced-in area for dogs at Wilshire park so we don't have to go all the way to Normandale

We would like infant swings at Dickinson Park. This park doesn't have a great setup for young children. Also, this seems to be a spot for people to loiter in cars/ perhaps do drug deals. We love the park on Capitol Hwy. We use the SWCC for swimming lesson and love Gabriel park. Thanks for conducting this survey!

We would use DeWitt park on a daily basis if it had more play equipment and more picnic tables. 1805 SW Dewitt St, Portland, OR 97239

We'd love to see matt dishman have more resources

Westmoreland park needs new bridges. Playground should allow both kids and dogs so that family can stay together.

What a shame that you destroyed the historic reservoirs in Washington Park, based on the false seismic claim that re bar reinforcement was 10 feet apart, when in fact the separation was only one foot. Great for multinational water infrastructure conglomerates, water bureau engineers and the campaign coffers of the commissioner in charge, but not so hot for users of city roadways that resemble those in third world countries that could have been properly maintained with the hundreds of millions squandered on the reservoir debacle. Incidentally, the aging water transmission infrastructure is far more vulnerable to a seismic event and essential to our water system than the reservoirs that served us magnificently for the last 100 years and would have done so for the next 100 years or more as well. Epic greed and welfare for the wealth on a par with that happening at the national level. Read This Town, since local corruption emulates that in Washington DC. Fortunately for city politicians and bureaucrats, but sadl for the rest of us, our electorate is as clueless as the national one, so the wealth disparity will ever increase, services and benefits for the 99% will continue to decline and your well- intended survey will be for naught.

What ever happened to Lambert Gardens?

When I first moved out here these were all fields and people started planting trees without knowing what they are doing. When you plant trees in old river bottoms in clay soil, there is nowhere for the roots to go. The soil is terrible for trees, they do not water them properly, and the root systems come up and wreck their lawns. The trees are planted too close together in these neighborhoods. They need to make sure the soil is conducive to the tree and the root growth.

Appendix 5. Comments - General

When our son was younger we registered him in many classes with parks and recreation, but now that he is older he doesn't have a need for them anymore.

Why does the Parks Dept. allow non-city residents to use city maintained golf courses without some type of fee. Both Heron Lakes and Red Tail have more out of city users who don't pay anything to maintain the courses.

Wish that there were more evening art classes available at Multnomah Arts Center.

with a young child (and observing there are a lot of young children in my North Portland neighborhood), I would love more programming for babies and toddlers including an indoor pool with children's activities such as is available at the Mt. Scott pool. It's just too far to bring my little guy, so it'd be great to have something more central to this part of the city.

With high development pressure, the parks department's top priority should be to preserve as much remaining natural area in the city as possible, especially those properties bordering parks and watersheds. If developed on, we will never get them back. While there are many trails in SW Portland parks, they are steep and slippery making them inaccessible to the elderly and people with disabilities, making paved roadways the only way this population can access nature. There is one such roadway that's currently protected by fences on Woods Parkway, if you allow development there the roadway will need to be reopened and all the elderly and disabled in our community that walk their dogs and enjoy the beauty on that street will have no safe access to nature. Please protect this important rare natural area that is accessible for all.

With increased density in inner SE, there is a need for more parks for apartment dwellers. Waverly block was lost opportunity. Washington School rec. facility is a must along with better access across Powell to Creston

Without plants, we'd be in some trouble

Work needs to be done to clear out the drug and alcohol activity in the parks. Also some of the homeless who live in their vans park along the roads adjacent to some parks and linger around the area. We avoid some parks in Portland for this reason.

Would be nice to have a bike/walk path extension through Alberta park to connect Jarrett street. My kids want a skate park and I'd like a futsal court.

Would be useful to see NA options for questions that just don't apply to us

Would like to know what happened to the Lents Park wading pool. Enjoyed taking grandchildren to the wading pool.

Would like to see Mt. Tabor's infrastructure updated & better facilities. Would benefit from a Nature Center to serve as a central hub for the park, much like Tryon Creek State Park's.

Would like to see neighborhood-centric outreach to educate, inform and encourage neighborhood to participate in labor to improve parks/natural areas in conjunction with organizations like SOLV, Riverkeepers etc

Would like to use parks more, but with homeless crisis these areas are hit the worst. No ideas for you, just a fact.

Y'all needa fix the basketball court at Essex park and a better bathroom. Just fix the floors for all the basketball court make sure they're flat. People get injured from the lumps and it ruins the game cause you can't dribble on lumpy ground. Every bathroom I want to go in is just too dirty or I'm afraid of a brackhead waiting for me inside with a used syringe and ready to stab me with it. I think y'all need an area for the brackheads to go cause they intimidate smaller kids and parents. Different play grounds, all of the PPR playgrounds are outdated or they just all look the same. Make it more fun for the kids (bigger slide, cooler swings, sand pits are cool until someone pees or poops in it).

Years ago, many city departments shared responsibility for maintaining the city's tree canopy in public and private spaces. Now, it sometimes feels like nobody has any will or power, except developers. As lots shrink and impermeable surfaces increase, PP&R's work to maintain our parks and trees is more important than ever. Thanks for your efforts!

You are putting up too many trees. Native trees only.

You may have wanted to ask what our experience has been in the past, and whether it's changed/helped understanding of what PP&R has to offer over time, e.g. having 3 kids who grew up in and learned to swim at a PP&R park/pool definitely sways my appreciation for PP&R services.

You must stop abuse of parks by druggies and "homeless" who just want to be on the street to drink and do whatever they want. Folks avoid parks especially downtown because of this.

You need more senior programs in SW, especially fitness and yoga.

You should do more activities and festivals like they do on the tv show Parks and Recreation to get more people interested in their community.

Your parks are awesome!

Appendix 5. Comments - General

Необходимо также принять какие-то меры в борьбе с курением в общественных местах отдыха! Таблички предупреждающие о том, что парк, является зоной свободной от курения- не дали никаких результатов, а разрешение употреблять марихуану- усугубило положение! Может быть это не в вашей компетенции- извините. Но это, а также санитарное состояние парков, удручает большинство посетителей, и присутствие огромного количества бездомных людей с их транспортом, и “палаточными городками”, а так же запах исходящий от этих локализованных объектов! Туалеты часто закрыты- по той же причине- ломают оборудование, загрязняют и выводят из строя туалеты люди находящиеся под воздействием алкогольного, наркотического опьянения, бездомные и безнравственные люди. Что посоветовать- честно не знаю. Но делать что-то с этим нужно. Благодарю за внимание! (“Smoking has become a real problem in the parks and requires some serious measures. The no smoking signs warning people that the parks are smoke free zones did not provide any results. The legalization of marijuana made the situation even worse. Maybe it's outside your jurisdiction, my apologies in advance. But, this and the overall sanitary condition in the parks including big numbers of homeless people with their transports and tents frustrates the majority of park visitors. Restrooms are often closed and the equipment in many are broken by the same people who are under alcohol and drug intoxication. I honestly don't know what to recommend by we need to do something about this. Thank you for your attention!”)

个人认为这里的公园设施都比较陈旧，综合性没有很丰富 (“I think that the design of parks here are a bit old – the variety of design/activities is not very rich.”)

支持绿化！同时希望安全第一！（I support greening of spaces – at the same time I hope to see that safety is the number one priority!”)

Appendix 6.

Survey Research Lab Methodology

WEB AND PHONE SURVEY IMPLEMENTATION

The survey was a bimodal household survey, implemented both online and by phone. The web survey was live from May 5, 2017 through May 27, 2017. The phone survey began on May 15, 2017 and ended on June 10, 2017.

PP&R staff worked close with the SRL to implement the bimodal and multilingual 2017 household survey. The 2008 PP&R household survey was reviewed for items to include in the 2017 survey to allow for comparability over time. In addition, input from managers and administrators throughout the Bureau were gathered to include survey items that are integral to the current strategic planning. Once the survey content was finalized, it was provided to SRL staff that programmed it into Qualtrics⁶ web survey software. After programming the English version, translations of the survey in Spanish, Chinese, Vietnamese and Russian were uploaded into the software. The final English web survey instrument can be found in APPENDIX 7 of this report. Copies of the web survey in the other four languages are available upon request.

In order to be representative of the Portland population, SRL staff worked with Marketing Systems Group⁷ (MSG) to purchase a sample of nearly 33,000 records. The bureau wanted to ensure that there was adequate representation from communities of color in the survey, so the sample was distributed based on the population for white, Hispanic/Latino, African American, Native American, Vietnamese, Chinese, other Asian, and Russian/Slavic households. Due to low population proportions (<3%) for Native American, Vietnamese, Chinese and Russian/Slavic households, oversampling was implemented with the goal of getting at least 50 completed surveys for each of those groups. Table 6 shows the sampling plan employed for this survey based on the original goal of securing 1,065 completes (to achieve +3% sampling error with a 95% confidence interval) and oversampling for four communities of color.

Table 6. Sampling plan

Race or Ethnicity	Percent of Population	Population	Target Number of Completes	Oversampling for Four Groups	Total Completes
White	74.9	458,726	798	---	798
Hispanic/Latino	9.6	58,955	103	---	103
African American	5.6	34,161	59	---	59
Native American	0.7	4,469	8	42	50
Vietnamese	2.5	15,550	27	23	50
Chinese	2	12,183	21	29	50
Other Asian	3.1	18,856	33	---	33
Russian/Slavic	1.5	9,306	16	34	50
Totals	100	612,206	1,065	128	1,193

NOTE: Population percentages and counts were secured from MSG based on the US Census population data.

⁶ <http://qualtrics.com>

⁷ Sample purchased from Marketing Systems Group, <http://www.m-s-g-.com>.

Appendix 6. Survey Research Lab Methodology

Three types of samples were purchased: (1) an address-based sample with phone numbers appended to as many records as possible (~51%), (2) listed landlines with addresses appended, and (3) listed cell phones with addresses appended (Table 7). SRL staff worked with MSG, target record counts were established for each of the racial/ethnic groups based on conservatively estimated response rates and the target number of completes with oversampling. Table 7 shows the distribution of records requested and received based on the availability of records within each group. The address-based sample was randomly drawn from the population, allowing the distribution across racial/ethnic groups to fall as it occurs naturally in the population; therefore, the counts in that column are estimates. The cell phone and landline samples were drawn to specifically target the communities of color of interest, so no White or other Asian records were requested. The samples received for Native American, Vietnamese, and Russian/Slavic fell short of the sample needed due to not enough records being available in the landline and cell phone databases for those groups

Table 7. Distribution of records requested and received

Race or Ethnicity	Target Number of Completes	Sample Needed ¹	Address-Based Sample Received ²	Landline Sample Received	Cell Phone Sample Received	Total Sample Received from MSG
White	798	6,650	14,986	----	----	14,915
Hispanic/Latino	103	2,051	1,926	357	195	2,319
African American	59	1,189	1,116	56	353	1,826
Native American	50	5,000	146	3,250	43	245
Vietnamese	50	5,000	508	4,381	934	4,692
Chinese	50	5,000	398	----	874	5,653
Other Asian	33	3,280	616	----	----	616
Russian/Slavic	50	5,000	304	1,990	322	2,616
Totals	1,193	33,170	20,000	10,232	2,721	32,882

¹ Sample needed counts include oversampling.

² Distribution across racial and ethnic groups is estimated based on random selection from the population.

As the web survey was being programmed, PP&R worked closely with SRL staff and Portland Printing and Distribution to prepare a mailing to 32,882 Portland households inviting them to complete the survey online in one of five languages. The mailing went out on Thursday, May 4th and remained open through May 27th. The letter that was mailed to households is included in APPENDIX 8 of this report.

In order to include an additional data collection modality, a phone survey was implemented May 15, 2017 to June 10, 2017. As the web survey was being implemented, the finalized survey instrument was programmed in Voxco Virtual Call Center (VCC)⁸ software to be used for the phone calling portion of the project. SRL staff conducted internal pretesting to ensure appropriate wording of questions, correct functioning of all skip patterns, and accurate data collection in both English and Spanish. A copy of the final phone survey in English is located in APPENDIX 9 and the final phone survey in Spanish is available on request. Households that did not complete a web survey and were in demographics needed to be most representative of the population of Portland were contacted.

⁸ <http://www.voxco.com>

Nine research interviewers (including three Spanish bilingual interviewers) were trained on this project. Initial project training was conducted on May 12, 2017. During the training, the SRL project manager provided an overview of the survey to familiarize interviewers with the context within which the survey was being conducted. This was followed by a round-table review of the entire survey in order to familiarize interviewers with the items and discuss idiosyncratic issues related to the content or the population needs. Finally, interviewers practiced the survey in pairs before going live. Any remaining issues were discussed with PP&R staff and final changes were implemented.

Interview coordinators provided on-site supervision during all calling hours to ensure the highest quality data collection, as well as accurate real-time data entry. For quality assurance purposes, the coordinators monitored the interviewers, which involved the coordinator patching into the telephone conversation to listen to the interviewer conducting the survey, as well as viewing each interviewer's input of the data being collected. The Computer Assisted Telephone Interviewing (CATI) software allowed the Coordinators to pull up the live interview on their computer screen to view the real-time typing, away from the interviewer's view for reduced distraction. Interviewers were then given immediate feedback. Surveys were conducted 3:00pm to 9:00pm Monday through Friday, 10:00am to 6:00pm on Saturdays, and 12:00pm to 8:00pm on Sundays.

During the latter part of calling, SRL and PP&R staff reviewed the distribution of web and phone surveys across the key population demographics. It was noted that some subgroups were underrepresented, so screening items were added at the beginning of the survey in order to focus calling on those subgroups. A "soft screening" was added on May 30, 2017 asking for the youngest male household member, but completing the survey with the person who answered the phone if there was no one in the household that satisfied those characteristics. On June 7, 2017, a screening item for race/ethnicity was added to identify individuals in groups for which the target number of completes had not been achieved. The race/ethnicity item was asked before other survey items, and respondents who reported being Hispanic/Latino, Native American, or Vietnamese continued on to complete the survey. Other individuals were thanked for their time and a survey was not completed.

After all of the data was collected, the data was reviewed and four duplicate records were found across the two modalities. Each pair of records was reviewed and the record that was either completed on an earlier day or was more complete (i.e., more items were answered) was kept. In addition, the number of the survey items answered relative to the number of potential survey items were used to determine the percent complete for each record. All records that were at least 50% complete were included in the final dataset. The final total surveys completed by phone were 306 (15%) and the final total surveys completed online were 1,697 (85%), resulting in a grand total of 2,003 completed surveys across both modalities.

RESPONSE RATE AND SAMPLING ERROR

When recruitment for a web survey is done by mail, the response rate is calculated based on the number of completed surveys relative to the number of households that received a letter. Due to the manner in which this mailing was processed (using an imprint for a permit rather than a peel-and-stick stamp), returned, undeliverable mail was not received. Normally, the total number of eligible households is reduced by the count of undeliverable letters received (i.e., invalid addresses), but that cannot be done for this survey. Also, due to the large number of completed web surveys, not all of the records were called during the phone survey component of this project. If all of the numbers for the nonresponding households could have been called, invalid phone numbers could have been identified in the entire sample. Taken together, it is unknown how many of the 32,882 records included in the mailing are truly invalid; therefore, a true response rate cannot be calculated.

Appendix 6. Survey Research Lab Methodology

It is important to calculate the sampling error (also known as the margin of error) to understand the generalizability of the findings from the survey sample to the population of interest. Sampling error is a statistic that represents the level of accuracy of the results gathered using a sample drawn from a population. The commonly accepted value for sampling error is plus or minus five percent (denoted $\pm 5\%$) and a typical confidence interval used in survey research is 95%. For the current survey, the achieved sample size of 2,003 completed surveys and an estimated population of 612,206 Portland residents, the final sampling error was $\pm 2.19\%$. This means that the survey findings are accurate within 2.19 percentage points above and below each result in this report.

WEIGHTING

Throughout data collection, completed surveys were tracked to monitor the distribution of surveys relative to the proportion expected in the population based on responses to survey items for race/ethnicity, age, gender, and household income. In addition, the distribution across neighborhood coalitions was tracked based on geocoded respondent addresses. After data collection was completed, raked weights⁹ were used to adjust the sample to be proportional to the distributions in the population (Table 8). To create the weights, US Census American Community Survey (ACS) estimates for 2015¹⁰ were used to determine the proportions for the Portland population on all variables except neighborhood coalition.

In order to be comparable to the ACS data available for the four demographic variables (other than neighborhood coalition), some adjustments needed to be made. For race/ethnicity, the subpopulations for Asian were removed and Russian/Slavic was included in Other Race. Also, to be used for weighting, the multiple response item was converted to a select one item, with any individual who selected multiple races/ethnicities being considered More Than One Race. For gender, all the options other than Male or Female were included in Other.

Due to the low frequency of some of the options, some individual response options were collapsed. For race/ethnicity, Other Race and More Than One Race were combined. For household income, Less than \$10,000, \$10,000 to \$14,999, and \$15,000 to \$24,999 were combined; \$25,000 to \$34,999 and \$25,000 to \$49,999 were combined; and \$50,000 to \$74,999 and \$75,000 to \$99,999 were combined.

Weights were calculated by dividing the percentage found in the population by the percentage of completed surveys for each category within a given demographic variable. Table 8 presents all of the individual variable weights. When weighting is used, a missing value in any of the five variables results in a 0.0 weight for that record. Any record with a 0.0 weight will not be included in analyses when weighted data is used. Therefore, in order to include all records in the analysis, missing values for these five variables were replaced using Multivariate Imputation by Chained Equations (MICE) prior to weighting.

Raw data was provided to PP&R by the SRL at PSU. Data cleaning, management, and analyses were performed using SPSS® v24. Visual representations of the results were created using Microsoft® Excel 2016.

⁹ A method used to weight responses by more than one measured characteristic

¹⁰ US Census, American Community Survey 2011-2015 5-Year Estimates for Demographic and Housing Estimates (DP05), Age and Sex (S01101), Household Income in the Past 12 Months Estimates (in 2015 inflation-adjusted dollars) (S1901), and Educational Attainment (S1501)

Table 8. Respondent demographics -unweighted (N=2,003)

Race/Ethnicity (sorted in alphabetical order)	Counts	Survey Percent	Population Percent	Weight
American Indian or Native American	2	.01%	0.6%	6.00
Asian	240	12.0%	2.5%	0.63
Black or African American	54	2.7%	5.7%	2.11
Hispanic or Latino	58	2.9%	9.7%	3.34
White	1,447	72.2%	71.6%	0.99
Other Race or More Than One Race	202	10.1%	41.8%	0.48

Gender (sorted in descending order)	Counts	Survey Percent	Population Percent	Weight
Female	1,209	60.4%	50.6%	0.85
Male	794	39.6%	49.4%	1.25

Age Group	Counts	Survey Percent	Population Percent	Weight
18 to 29 Years	242	12.1%	22.6%	1.87
30 to 39 Years	451	22.5%	23.3%	1.04
40 to 49 Years	392	19.6%	17.7%	0.90
50 to 59 Years	326	16.3%	15.3%	0.94
60 to 69 Years	379	18.9%	12.3%	0.65
70 to 79 Years	164	8.2%	5.2%	0.63
80 Years or Older	49	2.4%	3.7%	1.54

Household Income	Counts	Survey Percent	Population Percent	Weight
Less than \$25,000	263	13.1%	23.5%	1.79
\$25,000 to Less Than \$50,000	372	18.6%	22.6%	1.22
\$50,000 to Less Than \$100,000	684	34.1%	29.7%	0.87
\$100,000 to Less Than \$150,000	347	17.3%	13.5%	0.78
\$150,000 to Less Than \$200,000	171	8.5%	4.9%	0.58
\$200,000 or More	166	8.3%	5.7%	0.69

Neighborhood Coalition (sorted in alphabetical order)	Counts	Survey Percent	Population Percent	Weight
Central Northeast Neighborhoods	150	7.5%	8.2%	1.09
East Portland Neighborhood	365	18.2%	24.2%	1.33
Neighbors West/Northwest	250	12.5%	8.7%	0.70
North Portland Neighborhood Services	186	9.3%	10.6%	1.14
Northeast Coalition of Neighbors	217	10.8%	10.3%	0.95
Southeast Uplift Neighborhood Program	574	28.7%	26.5%	0.92
Southwest Neighborhoods, Inc.	261	13.0%	11.4%	0.88

Appendix 7.

Web Survey Instrument

PPR Community Needs Assessment Survey

INTRO Welcome to the Portland Parks & Recreation Survey! This survey is being conducted to gather opinions about parks and recreation to support future planning. This study will be of benefit to Portland residents by providing Portland Parks & Recreation information that will help them improve their services and facilities and better meet residents' needs. It will also help Portland Parks & Recreation make informed decisions about taking actions that are supported by the public. The survey will take only about 10 minutes, your responses are anonymous, your participation is voluntary, and you can skip any item you don't want to answer. After you complete this survey, you can enter a drawing to win one of ten \$100 Fred Meyer gift cards. Please click "Next" to begin your survey! If you have any questions about this survey, you may contact Jason Smith at Portland Parks & Recreation (Jason.Smith@portlandoregon.gov), or call the Portland Parks & Recreation general information line at 503-823-PLAY.

ZIP First, to identify which parks are closest to your neighborhood, please select your zip code from the dropdown below. Note: We only need your zip code to determine what Portland Parks & Recreation service area you are in, in order to identify which parks are closest to your neighborhood. It will not be used for any other purpose, and we will not be asking for any other information about where you live.

- | | | | |
|-------------------------------------|-------------------------------------|-------------------------------------|--|
| <input type="radio"/> 97201 (97201) | <input type="radio"/> 97211 (97211) | <input type="radio"/> 97219 (97219) | <input type="radio"/> 97233 (97233) |
| <input type="radio"/> 97202 (97202) | <input type="radio"/> 97212 (97212) | <input type="radio"/> 97220 (97220) | <input type="radio"/> 97236 (97236) |
| <input type="radio"/> 97203 (97203) | <input type="radio"/> 97213 (97213) | <input type="radio"/> 97221 (97221) | <input type="radio"/> 97239 (97239) |
| <input type="radio"/> 97204 (97204) | <input type="radio"/> 97214 (97214) | <input type="radio"/> 97227 (97227) | <input type="radio"/> 97266 (97266) |
| <input type="radio"/> 97205 (97205) | <input type="radio"/> 97215 (97215) | <input type="radio"/> 97229 (97229) | <input type="radio"/> Not listed (77777) |
| <input type="radio"/> 97206 (97206) | <input type="radio"/> 97216 (97216) | <input type="radio"/> 97230 (97230) | <input type="radio"/> Don't know (88888) |
| <input type="radio"/> 97209 (97209) | <input type="radio"/> 97217 (97217) | <input type="radio"/> 97231 (97231) | |
| <input type="radio"/> 97210 (97210) | <input type="radio"/> 97218 (97218) | <input type="radio"/> 97232 (97232) | |

Condition: Not listed Is Selected. Skip To: End of Block. Condition: Don't know Is Selected. Skip To: End of Block.

SECT1 First, a few general questions about Portland parks.

Q1 In the past 12 months, how many times have you or someone in your household visited a Portland park or natural area, like nature trails, forests, woods, wetlands, or streams?

- ☐ 2 or more times a week (1)
- ☐ Once a week (2)
- ☐ 2 to 3 times per month (3)
- ☐ A few times a year (4)
- ☐ Never (5)
- ☐ Don't Know (8)

Display This Question:

If In the past 12 months, how many times have you or someone in your household visited a Portland pa... 2 or more times a week Is Selected

Or In the past 12 months, how many times have you or someone in your household visited a Portland pa... Once a week Is Selected

Or In the past 12 months, how many times have you or someone in your household visited a Portland pa... 2 to 3 times per month Is Selected

Or In the past 12 months, how many times have you or someone in your household visited a Portland pa... A few times a year Is Selected

Q2 How would you rate the overall quality of these parks?

- ☐ Poor (1)
- ☐ Fair (2)
- ☐ Good (3)
- ☐ Excellent (4)
- ☐ Don't Know (8)

Display This Question:

If How would you rate the overall quality of these parks? Poor Is Selected

Q3 Why would you rate them as poor?

- ☐ Please specify reason: (0) _____
- ☐ Don't Know (8)

Display This Question:

If In the past 12 months, how many times have you or someone in your household visited a Portland pa... Never Is Selected

Or In the past 12 months, how many times have you or someone in your household visited a Portland pa... Don't Know Is Selected

Q4_1 Which of the following reasons may prevent you or other household members from visiting Portland's parks? Please select all that apply.

- ☐ Concern for safety (01)
- ☐ Lack of consideration for people with disabilities (02)
- ☐ Park doesn't offer what I'm looking for (03)
- ☐ Programs don't match my interests (04)
- ☐ Not accessible by public transportation (05)
- ☐ Not enough time (06)
- ☐ No one to go with (07)
- ☐ Too crowded (08)
- ☐ Too far from home (09)
- ☐ Other reason (please specify): (10) _____
- ☐ Don't Know (88)

Display This Question:

If In the past 12 months, how many times have you or someone in your household visited a Portland pa... 2 or more times a week Is Selected

Or In the past 12 months, how many times have you or someone in your household visited a Portland pa... Once a week Is Selected

Or In the past 12 months, how many times have you or someone in your household visited a Portland pa... 2 to 3 times per month Is Selected

Or In the past 12 months, how many times have you or someone in your household visited a Portland pa... A few times a year Is Selected

Q4_2 Which of the following reasons may prevent you or other household members from visiting Portland's parks more? Please select all that apply.

- ☐ Concern for safety (01)
- ☐ Lack of consideration for people with disabilities (02)
- ☐ Park doesn't offer what I'm looking for (03)
- ☐ Programs don't match my interests (04)
- ☐ Not accessible by public transportation (05)
- ☐ Not enough time (06)
- ☐ No one to go with (07)
- ☐ Too crowded (08)
- ☐ Too far from home (09)
- ☐ Other reason (please specify): (10) _____
- ☐ Don't Know (88)

Appendix 7. Web Survey Instrument

Q5 The following is a list of typical features you find in parks. Hypothetically, for each feature please indicate whether you or members of your household **WOULD ONLY** use them if they were in your neighborhood park, **OR** you would use them even if they were in a park **OUTSIDE** of your neighborhood, **OR** you would not use them at all no matter where they were located. Note: By "neighborhood park," we mean whatever park you consider to be your local neighborhood park.

	ONLY use them in your neighborhood park (1)	Use them even if they were in a park OUTSIDE your neighborhood (2)	Not use them at all (3)	Don't Know (8)
Basketball courts (Q5_1)	<input type="radio"/>	<input type="radio"/>	<input type="radio"/>	<input type="radio"/>
Baseball or softball fields (Q5_2)	<input type="radio"/>	<input type="radio"/>	<input type="radio"/>	<input type="radio"/>
Football, soccer, or lacrosse fields (Q5_3)	<input type="radio"/>	<input type="radio"/>	<input type="radio"/>	<input type="radio"/>
Tennis courts (Q5_4)	<input type="radio"/>	<input type="radio"/>	<input type="radio"/>	<input type="radio"/>
Indoor pools (Q5_5)	<input type="radio"/>	<input type="radio"/>	<input type="radio"/>	<input type="radio"/>
Outdoor pools (Q5_6)	<input type="radio"/>	<input type="radio"/>	<input type="radio"/>	<input type="radio"/>
Community gardens (Q5_7)	<input type="radio"/>	<input type="radio"/>	<input type="radio"/>	<input type="radio"/>
Playgrounds (Q5_8)	<input type="radio"/>	<input type="radio"/>	<input type="radio"/>	<input type="radio"/>
Skate parks (Q5_9)	<input type="radio"/>	<input type="radio"/>	<input type="radio"/>	<input type="radio"/>
Spray play or interactive water features (Q5_10)	<input type="radio"/>	<input type="radio"/>	<input type="radio"/>	<input type="radio"/>
Display gardens or arboretums, like the Rose Garden, Chinese Gardens, Japanese Garden, Leach Botanical Garden, or Hoyt Arboretum (Q5_11)	<input type="radio"/>	<input type="radio"/>	<input type="radio"/>	<input type="radio"/>
Paved trails and paths (Q5_12)	<input type="radio"/>	<input type="radio"/>	<input type="radio"/>	<input type="radio"/>
Soft surface trails for hiking or biking (Q5_13)	<input type="radio"/>	<input type="radio"/>	<input type="radio"/>	<input type="radio"/>
Natural area parks with undeveloped open space (Q5_14)	<input type="radio"/>	<input type="radio"/>	<input type="radio"/>	<input type="radio"/>
Trees or shaded areas (Q5_15)	<input type="radio"/>	<input type="radio"/>	<input type="radio"/>	<input type="radio"/>
Open-grassed areas for casual recreational activities (Q5_16)	<input type="radio"/>	<input type="radio"/>	<input type="radio"/>	<input type="radio"/>
Group picnic areas (Q5_17)	<input type="radio"/>	<input type="radio"/>	<input type="radio"/>	<input type="radio"/>
Dog off-leash areas (Q5_18)	<input type="radio"/>	<input type="radio"/>	<input type="radio"/>	<input type="radio"/>

SECT2 The next section focuses on recreation activities.

Q6 During the past 12 months, approximately how many recreation, sport, or environmental education programs provided by Portland Parks & Recreation have you or members of your household participated in?

- ☐ None (0)
- ☐ 1 (2)
- ☐ 2 to 3 (2)
- ☐ 4 to 6 (3)
- ☐ 7 to 10 (4)
- ☐ 11 or More (5)
- ☐ Don't Know (8)

Display This Question:

If During the past 12 months, approximately how many recreation, sport, or environmental education p... 1 Is Selected
 Or During the past 12 months, approximately how many recreation, sport, or environmental education p... 2 to 3 Is Selected
 Or During the past 12 months, approximately how many recreation, sport, or environmental education p... 4 to 6 Is Selected
 Or During the past 12 months, approximately how many recreation, sport, or environmental education p... 7 to 10 Is Selected
 Or During the past 12 months, approximately how many recreation, sport, or environmental education p... 11 or More Is Selected

Q7 How would you rate the overall quality of the program(s)?

- ☐ Poor (1)
- ☐ Fair (2)
- ☐ Good (3)
- ☐ Excellent (4)
- ☐ Don't Know (8)

Display This Question:

If How would you rate the overall quality of the program(s)? Poor Is Selected

Q8 Why do you rate the program(s) as poor?

- ☐ Please specify reason: (0) _____
- ☐ Don't Know (8)

Display This Question:

If During the past 12 months, approximately how many recreation, sport, or environmental education p... None Is Selected
 Or During the past 12 months, approximately how many recreation, sport, or environmental education p... Don't Know Is Selected

Q9_1 Which of the following reasons may prevent you or other household members from participating in Portland Parks & Recreation programs? Please select all that apply.

- ☐ Activities are offered at inconvenient times (01)
- ☐ Concern for safety (02)
- ☐ Cost (03)
- ☐ Lack of consideration for people with disabilities (04)
- ☐ Programs don't match my interests (05)
- ☐ Not accessible by public transportation (06)
- ☐ Not aware of programs (07)
- ☐ Not enough time (08)
- ☐ No one to go with (09)
- ☐ Too crowded (10)
- ☐ Too far from home (11)
- ☐ Other reasons (please specify): (12) _____
- ☐ None of the Above (7)
- ☐ Don't Know (88)

Display This Question:

If During the past 12 months, approximately how many recreation, sport, or environmental education p... 1 Is Selected
 Or During the past 12 months, approximately how many recreation, sport, or environmental education p... 2 to 3 Is Selected
 Or During the past 12 months, approximately how many recreation, sport, or environmental education p... 4 to 6 Is Selected
 Or During the past 12 months, approximately how many recreation, sport, or environmental education p... 7 to 10 Is Selected
 Or During the past 12 months, approximately how many recreation, sport, or environmental education p... 11 or More Is Selected

Q9_2 Which of the following reasons may prevent you or other household members from participating in more Portland Parks & Recreation programs? Please select all that apply.

- ☐ Activities are offered at inconvenient times (01)
- ☐ Concern for safety (02)
- ☐ Cost (03)
- ☐ Lack of consideration for people with disabilities (04)
- ☐ Programs don't match my interests (05)
- ☐ Not accessible by public transportation (06)
- ☐ Not aware of programs (07)
- ☐ Not enough time (08)
- ☐ No one to go with (09)
- ☐ Too crowded (10)
- ☐ Too far from home (11)
- ☐ Other reasons (please specify): (12) _____
- ☐ None of the Above (77)
- ☐ Don't Know (88)

Appendix 7. Web Survey Instrument

Q10 Please rate how important each of the following programs are to you and your household.

	Not at All Important (1)	2 (2)	3 (3)	4 (4)	Very Important (5)	Don't Know (8)
After school programs (Q10_1)	<input type="radio"/>	<input type="radio"/>	<input type="radio"/>	<input type="radio"/>	<input type="radio"/>	<input type="radio"/>
Classes to learn arts and crafts (Q10_2)	<input type="radio"/>	<input type="radio"/>	<input type="radio"/>	<input type="radio"/>	<input type="radio"/>	<input type="radio"/>
Classes to learn music (Q10_3)	<input type="radio"/>	<input type="radio"/>	<input type="radio"/>	<input type="radio"/>	<input type="radio"/>	<input type="radio"/>
Classes to learn how to play a sport or game (Q10_4)	<input type="radio"/>	<input type="radio"/>	<input type="radio"/>	<input type="radio"/>	<input type="radio"/>	<input type="radio"/>
Educational pre-school programs (Q10_5)	<input type="radio"/>	<input type="radio"/>	<input type="radio"/>	<input type="radio"/>	<input type="radio"/>	<input type="radio"/>
Fitness programs (Q10_6)	<input type="radio"/>	<input type="radio"/>	<input type="radio"/>	<input type="radio"/>	<input type="radio"/>	<input type="radio"/>
Golf programs (Q10_7)	<input type="radio"/>	<input type="radio"/>	<input type="radio"/>	<input type="radio"/>	<input type="radio"/>	<input type="radio"/>
Leagues to play a sport or game (Q10_8)	<input type="radio"/>	<input type="radio"/>	<input type="radio"/>	<input type="radio"/>	<input type="radio"/>	<input type="radio"/>
Nature and environmental educational programs (Q10_9)	<input type="radio"/>	<input type="radio"/>	<input type="radio"/>	<input type="radio"/>	<input type="radio"/>	<input type="radio"/>
Outdoor arts and culture events (Q10_10)	<input type="radio"/>	<input type="radio"/>	<input type="radio"/>	<input type="radio"/>	<input type="radio"/>	<input type="radio"/>
Motorsports related events at Portland International Raceway (PIR) (Q10_11)	<input type="radio"/>	<input type="radio"/>	<input type="radio"/>	<input type="radio"/>	<input type="radio"/>	<input type="radio"/>
Non-motorsports related events at Portland International Raceway (PIR) (Q10_12)	<input type="radio"/>	<input type="radio"/>	<input type="radio"/>	<input type="radio"/>	<input type="radio"/>	<input type="radio"/>
Programs for people with disabilities (Q10_13)	<input type="radio"/>	<input type="radio"/>	<input type="radio"/>	<input type="radio"/>	<input type="radio"/>	<input type="radio"/>
Senior programs (Q10_14)	<input type="radio"/>	<input type="radio"/>	<input type="radio"/>	<input type="radio"/>	<input type="radio"/>	<input type="radio"/>
Swim programs (Q10_15)	<input type="radio"/>	<input type="radio"/>	<input type="radio"/>	<input type="radio"/>	<input type="radio"/>	<input type="radio"/>
Teen programs (Q10_16)	<input type="radio"/>	<input type="radio"/>	<input type="radio"/>	<input type="radio"/>	<input type="radio"/>	<input type="radio"/>
Tennis programs (Q10_17)	<input type="radio"/>	<input type="radio"/>	<input type="radio"/>	<input type="radio"/>	<input type="radio"/>	<input type="radio"/>
Youth summer camps (Q10_18)	<input type="radio"/>	<input type="radio"/>	<input type="radio"/>	<input type="radio"/>	<input type="radio"/>	<input type="radio"/>

SECT3 The next section focuses on Portland trees.

Q11 How satisfied are you with the number of trees that line the streets in your neighborhood?

- ☐ 1 - Completely Unsatisfied (1)
- ☐ 2 (2)
- ☐ 3 (3)
- ☐ 4 (4)
- ☐ 5 - Completely Satisfied (5)
- ☐ Don't Know (8)

Q12 Did you know that Portland Parks & Recreation is responsible for managing the trees in parks and the trees that line the streets?

- ☐ No (0)
- ☐ Yes (1)

Q13 Please rate how important you think each of the following Portland Parks & Recreation goals are.

	Not at All Important (1)	2 (2)	3 (3)	4 (4)	Very Important (5)	Don't Know (8)
Educating the public about the benefits of trees and a healthy ecosystem (Q13_1)	<input type="radio"/>	<input type="radio"/>	<input type="radio"/>	<input type="radio"/>	<input type="radio"/>	<input type="radio"/>
Ensuring trees are equally distributed across all neighborhoods (Q13_2)	<input type="radio"/>	<input type="radio"/>	<input type="radio"/>	<input type="radio"/>	<input type="radio"/>	<input type="radio"/>
Encouraging more public involvement with tree management (Q13_3)	<input type="radio"/>	<input type="radio"/>	<input type="radio"/>	<input type="radio"/>	<input type="radio"/>	<input type="radio"/>
Creating and enforcing a regulatory program for trees (Q13_4)	<input type="radio"/>	<input type="radio"/>	<input type="radio"/>	<input type="radio"/>	<input type="radio"/>	<input type="radio"/>
Ensuring that Portland has enough trees (Q13_5)	<input type="radio"/>	<input type="radio"/>	<input type="radio"/>	<input type="radio"/>	<input type="radio"/>	<input type="radio"/>
Managing the health of trees and forests in the city (Q13_6)	<input type="radio"/>	<input type="radio"/>	<input type="radio"/>	<input type="radio"/>	<input type="radio"/>	<input type="radio"/>
Maintaining trees and reducing tree-related safety hazards (Q13_7)	<input type="radio"/>	<input type="radio"/>	<input type="radio"/>	<input type="radio"/>	<input type="radio"/>	<input type="radio"/>
Doing tree-related research (Q13_8)	<input type="radio"/>	<input type="radio"/>	<input type="radio"/>	<input type="radio"/>	<input type="radio"/>	<input type="radio"/>

SECT4 The next questions are about planning and communication.

Q14 The City of Portland is developing long-term plans for spending money on Parks & Recreation over the next five years. Please rate how important each of the following is to spend money on.

	Not at All Important (1)	2 (2)	3 (3)	4 (4)	Very Important (5)	Don't Know (8)
Developing new community centers in neighborhoods that don't currently have easy access to one (Q14_1)	<input type="radio"/>	<input type="radio"/>	<input type="radio"/>	<input type="radio"/>	<input type="radio"/>	<input type="radio"/>
Developing new parks in neighborhoods that don't currently have easy access to one (Q14_2)	<input type="radio"/>	<input type="radio"/>	<input type="radio"/>	<input type="radio"/>	<input type="radio"/>	<input type="radio"/>
Acquiring more natural areas with undeveloped open space (Q14_3)	<input type="radio"/>	<input type="radio"/>	<input type="radio"/>	<input type="radio"/>	<input type="radio"/>	<input type="radio"/>
Planting and maintaining trees to improve the health of the urban forest (Q14_4)	<input type="radio"/>	<input type="radio"/>	<input type="radio"/>	<input type="radio"/>	<input type="radio"/>	<input type="radio"/>
Repairing existing park buildings, facilities and community centers (Q14_5)	<input type="radio"/>	<input type="radio"/>	<input type="radio"/>	<input type="radio"/>	<input type="radio"/>	<input type="radio"/>
Restoring and improving the environmental health of existing park lands (Q14_6)	<input type="radio"/>	<input type="radio"/>	<input type="radio"/>	<input type="radio"/>	<input type="radio"/>	<input type="radio"/>
Converting existing sports fields to synthetic turf to extend the playing season (Q14_7)	<input type="radio"/>	<input type="radio"/>	<input type="radio"/>	<input type="radio"/>	<input type="radio"/>	<input type="radio"/>
Developing new trails for running, walking, and cycling (Q14_8)	<input type="radio"/>	<input type="radio"/>	<input type="radio"/>	<input type="radio"/>	<input type="radio"/>	<input type="radio"/>
Building new swimming pools (Q14_9)	<input type="radio"/>	<input type="radio"/>	<input type="radio"/>	<input type="radio"/>	<input type="radio"/>	<input type="radio"/>
Developing new community centers focused on arts and music programming (Q14_10)	<input type="radio"/>	<input type="radio"/>	<input type="radio"/>	<input type="radio"/>	<input type="radio"/>	<input type="radio"/>

Appendix 7. Web Survey Instrument

Q15 Please rate how important each of the following should be to Portland Parks & Recreation.

	Not at All Important (1)	2 (2)	3 (3)	4 (4)	Very Important (5)	Don't Know (8)
Providing affordable park and recreation programs (Q15_1)	<input type="radio"/>	<input type="radio"/>	<input type="radio"/>	<input type="radio"/>	<input type="radio"/>	<input type="radio"/>
Maintaining existing parks, natural lands, and facilities (Q15_2)	<input type="radio"/>	<input type="radio"/>	<input type="radio"/>	<input type="radio"/>	<input type="radio"/>	<input type="radio"/>
Developing new parks, trails, and community centers (Q15_3)	<input type="radio"/>	<input type="radio"/>	<input type="radio"/>	<input type="radio"/>	<input type="radio"/>	<input type="radio"/>
Preserving and enhancing trees and forests in the city (Q15_4)	<input type="radio"/>	<input type="radio"/>	<input type="radio"/>	<input type="radio"/>	<input type="radio"/>	<input type="radio"/>
Buying undeveloped land for future park use (Q15_5)	<input type="radio"/>	<input type="radio"/>	<input type="radio"/>	<input type="radio"/>	<input type="radio"/>	<input type="radio"/>
Providing park and recreation services to the most vulnerable populations in the community (Q15_6)	<input type="radio"/>	<input type="radio"/>	<input type="radio"/>	<input type="radio"/>	<input type="radio"/>	<input type="radio"/>
Supporting environmental sustainability (Q15_7)	<input type="radio"/>	<input type="radio"/>	<input type="radio"/>	<input type="radio"/>	<input type="radio"/>	<input type="radio"/>

Q16 The following are ways in which Portland Parks & Recreation communicates with the public. We would like to know if you've ever used any of these methods to get information about Portland Parks & Recreation. For each, please indicate if this method is something you have ever Used, have Never Used, or didn't know it existed.

	Used (1)	Never Used (2)	Didn't Know Existed (3)
Catalog of activities (Q16_1)	<input type="radio"/>	<input type="radio"/>	<input type="radio"/>
Email (Q16_2)	<input type="radio"/>	<input type="radio"/>	<input type="radio"/>
Friend or word of mouth (Q16_3)	<input type="radio"/>	<input type="radio"/>	<input type="radio"/>
Flyers and brochures (Q16_4)	<input type="radio"/>	<input type="radio"/>	<input type="radio"/>
Online news sources (Q16_5)	<input type="radio"/>	<input type="radio"/>	<input type="radio"/>
Portland Parks & Recreation website (Q16_6)	<input type="radio"/>	<input type="radio"/>	<input type="radio"/>
Advertisements in newspapers and magazines (Q16_7)	<input type="radio"/>	<input type="radio"/>	<input type="radio"/>
Public meetings (Q16_8)	<input type="radio"/>	<input type="radio"/>	<input type="radio"/>
Radio (Q16_9)	<input type="radio"/>	<input type="radio"/>	<input type="radio"/>
Social media (Q16_10)	<input type="radio"/>	<input type="radio"/>	<input type="radio"/>
Television (Q16_11)	<input type="radio"/>	<input type="radio"/>	<input type="radio"/>

Q17 For each of those same ways, please select all ways that you would like to receive information from Portland Parks & Recreation. Note: This is not signing you up for anything. Please select all that apply.

- ☐ Catalog of activities (00)
- ☐ Email (01)
- ☐ Friend or word of mouth (02)
- ☐ Flyers and brochures (03)
- ☐ Online news sources (04)
- ☐ Portland Parks & Recreation website (05)
- ☐ Advertisements in newspapers and magazines (06)
- ☐ Public meetings (07)
- ☐ Radio (08)
- ☐ Social media (09)
- ☐ Television (10)
- ☐ Don't Know (88)

DEMO Finally, a few questions for demographic purposes only.

GENDER What is your gender?

- ☐ Male (0)
- ☐ Female (1)
- ☐ Trans male (2)
- ☐ Trans female (3)
- ☐ Genderqueer/Androgynous (4)
- ☐ Other (please specify): (5) _____
- ☐ Prefer to Not Answer (9)

AGE What year were you born?

EDU Which of the following best describes your highest level of education?

- ☐ Less than a high school diploma (01)
- ☐ High school graduate, GED, or alternate credential (02)
- ☐ Some college, but no degree (03)
- ☐ Associate's degree (2-year degree) (04)
- ☐ Bachelor's degree (4-year degree) (05)
- ☐ Graduate or professional degree (06)
- ☐ Other (please specify): (77) _____

RACE Which of the following best describes your race or ethnicity. Please select all that apply.

- ☐ Alaska Native (01)
- ☐ American Indian or Native American (02)
- ☐ Asian (03)
- ☐ Black or African American (04)
- ☐ Hispanic or Latino (05)
- ☐ Native Hawaiian or Other Pacific Islander (06)
- ☐ Slavic or Eastern European (07)
- ☐ White (08)
- ☐ Other (please specify): (09) _____

Appendix 7. Web Survey Instrument

Display This Question:

If Which of the following best describes your race or ethnicity. Please select all that apply. Asian Is Selected

RACE2 Are you?

- ☐ Chinese (1)
- ☐ Vietnamese (2)
- ☐ Other Asian (3)

RES How long have you lived in Portland?

- ☐ Less than a year (0)
- ☐ 1 to less than 2 years (1)
- ☐ 3 to less than 5 years (2)
- ☐ 5 to less than 10 years (3)
- ☐ 10 years or more (4)

HOME Do you own or rent your home?

- ☐ Own (1)
- ☐ Rent (2)
- ☐ Other (please specify): (7) _____

HHMS Other than yourself, how many people live in your household in each of the following age groups?

	None (0)	1 (1)	2 (2)	3 (3)	4 (4)	5 (5)	6 (6)	7 or More (7)
0 to 5 years old (HHMS_1)	<input type="radio"/>	<input type="radio"/>	<input type="radio"/>	<input type="radio"/>	<input type="radio"/>	<input type="radio"/>	<input type="radio"/>	<input type="radio"/>
6 to 12 years old (HHMS_2)	<input type="radio"/>	<input type="radio"/>	<input type="radio"/>	<input type="radio"/>	<input type="radio"/>	<input type="radio"/>	<input type="radio"/>	<input type="radio"/>
13 to 17 years old (HHMS_3)	<input type="radio"/>	<input type="radio"/>	<input type="radio"/>	<input type="radio"/>	<input type="radio"/>	<input type="radio"/>	<input type="radio"/>	<input type="radio"/>
18 to 59 years old (HHMS_4)	<input type="radio"/>	<input type="radio"/>	<input type="radio"/>	<input type="radio"/>	<input type="radio"/>	<input type="radio"/>	<input type="radio"/>	<input type="radio"/>
60 years of age or older (HHMS_5)	<input type="radio"/>	<input type="radio"/>	<input type="radio"/>	<input type="radio"/>	<input type="radio"/>	<input type="radio"/>	<input type="radio"/>	<input type="radio"/>

ABILITY In order for Portland Parks & Recreation to better understand the needs of the community; are you or someone in your household a person with a disability?

- ☐ No (0)
- ☐ Yes (1)

DOGS How many dogs do you have? Note: This can include any dogs you or your household members are responsible for.

INCOME Which of the following best describes your household's total annual income for 2016?Note: Your best estimate is fine.

- ☐ Less than \$10,000 (01)
- ☐ \$10,000 to less than \$15,000 (02)
- ☐ \$15,000 to less than \$25,000 (03)
- ☐ \$25,000 to less than \$35,000 (04)
- ☐ \$35,000 to less than \$50,000 (05)
- ☐ \$50,000 to less than \$75,000 (06)
- ☐ \$75,000 to less than \$100,000 (07)
- ☐ \$100,000 to less than \$150,000 (08)
- ☐ \$150,000 to less than \$200,000 (09)
- ☐ \$200,000 or more (10)

COMMENTS That completes the survey. Do you have any additional comments you would like to add?

- ☐ No (1)
- ☐ Yes (please specify): (2) _____

END Portland Parks & Recreation values your opinions and your time. Your participation is greatly appreciated. **THANK YOU FOR COMPLETING THE COMMUNITY NEEDS ASSESSMENT SURVEY!** Please select "Submit" to finish your survey. After that you will be taken to a separate web page to enter the drawing for one of ten \$100 Fred Meyer gift cards. You may receive a phone call asking you to complete this survey. Please just let the interviewer know you have already completed the survey online. If you have any questions about this survey, you may contact Jason Smith at Portland Parks & Recreation (Jason.Smith@portlandoregon.gov), or call the Portland Parks & Recreation general information line at 503-823-PLAY. If you have questions about the validity of the study or the Survey Research Lab you may call Dr. Debi Elliott, the Director of the Survey Research Laboratory at Portland State University, at 503-725-5198 or visit the Survey Research Lab website at www.srl.pdx.edu.

Appendix 8.

Recruitment Letter



Survey Research Lab
1600 SW 4th Ave Suite 400
Portland, OR 97201
Debi Elliott, Director
503-725-5198 phone
elliottd@pdx.edu



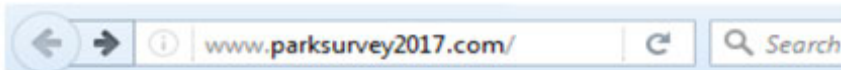
PORTLAND PARKS & RECREATION
Healthy Parks, Healthy Portland
1120 SW 5th Ave, Suite 1302
Portland, OR 97204
www.portlandoregon.gov/parks

Dear Portland Resident,

I am writing to invite you to participate in a brief survey about your use of Portland Parks and Recreation's (PP&R) programs and facilities. **The goal of this survey is to gather feedback from Portland residents to help PP&R plan for the future and improve our parks, recreation programs, trails, and urban forest.**

**Complete
the survey
and enter to
win one of
10 \$100
Fred Meyer
gift cards!**

You can complete this survey online right now by going to the website at the following and logging in with the PIN listed below.



PIN: <PIN>

The survey is being conducted by the PSU Survey Research Lab on behalf of PP&R. The mission of PP&R is to help Portlanders play - providing the safe places, facilities, and programs that promote physical, mental, and social activity. The survey takes about 10 minutes to complete, is completely voluntary, and anonymous. Your responses will not be connected with your address in any way. Everyone completing the survey can enter a drawing to win one of ten \$100 Fred Meyer gift cards. You may also receive a phone call about this survey – please only complete the survey once.

Portland Parks and Recreation values your time and input! We hope you will complete this short survey.

Sincerely,

Debi Elliott, PhD
Director, PSU Survey Research Lab



Survey Research Lab
1600 SW 4th Ave Suite 400
Portland, OR 97201
Debi Elliott, Director
503-725-5198 phone
elliottd@pdx.edu



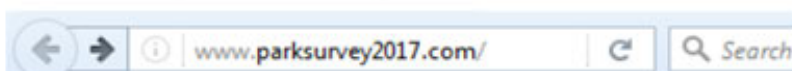
PORTLAND PARKS & RECREATION
Healthy Parks, Healthy Portland
1120 SW 5th Ave, Suite 1302
Portland, OR 97204
www.portlandoregon.gov/parks

Estimado(a) residente de Portland:

Le escribo para invitarlo(a) a participar en una breve encuesta sobre su uso de los programas e instalaciones de Portland Parks and Recreation (PP&R). Esta encuesta tiene como objetivo recopilar información provista por los residentes de Portland para ayudar a PP&R a planificar para el futuro y mejorar nuestros parques, programas recreativos, senderos y el bosque urbano.

iResponda la encuesta y participe en el sorteo de una de las 10 tarjetas de regalo de Fred Meyer por un valor de \$100!

Puede responder la encuesta en Internet ahora mismo visitando el sitio web que se indica a continuación e ingresando con el siguiente PIN.



PIN: <PIN>

Esta encuesta está a cargo del Survey Research Lab de la PSU en nombre del PP&R. La misión de PP&R es ayudar a los residentes de Portland a disfrutar del esparcimiento a través de lugares seguros, instalaciones y programas que promueven la actividad física, mental y social. Responder la encuesta toma unos 10 minutos y es completamente voluntaria y anónima. Sus respuestas no se asociarán a su dirección. Todas las personas que completen la encuesta pueden participar en un sorteo para ganar una de las diez tarjetas de regalo de Fred Meyer por un valor de \$100. También puede recibir una llamada telefónica sobre la encuesta. No responda la encuesta más de una vez.

¡Portland Parks and Recreation le agradece por su tiempo y su participación! Esperamos que responda esta breve encuesta.

Atentamente,

Debi Elliott, PhD
Directora del Survey Research Lab de la PSU

Appendix 8. Recruitment Letter



Survey Research Lab
1600 SW 4th Ave Suite 400
Portland, OR 97201
Debi Elliott, Director
503-725-5198 phone
elliottd@pdx.edu



PORTLAND PARKS & RECREATION

Healthy Parks, Healthy Portland

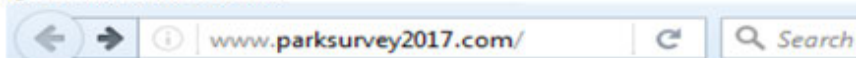
1120 SW 5th Ave, Suite 1302
Portland, OR 97204
www.portlandoregon.gov/parks

Cư dân Portland thân mến,

Tôi viết thư này với mong muốn mời quý vị tham gia một khảo sát ngắn về việc quý vị sử dụng các chương trình và tiện nghi của Portland Parks and Recreation (PP&R). Mục đích của khảo sát này là nhằm thu thập các phản hồi từ những người dân sinh sống tại Portland để hỗ trợ cho kế hoạch PP&R trong tương lai cũng như cải tiến các công viên, chương trình giải trí, lối đường mòn và khu rừng nội ô của chúng ta.

Hãy hoàn thành khảo sát để tham gia cơ hội nhận được một trong 10 thẻ quà tặng Fred Meyer trị giá 100 đô la!

Quý vị có thể làm trực tuyến khảo sát này ngay bây giờ bằng cách truy cập vào trang web sau đây và đăng nhập bằng PIN được liệt kê bên dưới.



PIN: <PIN>

Khảo sát do Survey Research Lab của PSU thực hiện thay mặt cho PP&R. Sứ mệnh của PP&R là tạo điều kiện cho nhu cầu giải trí của Người dân Portland - cung cấp các địa điểm an toàn, tiện nghi và các chương trình đầy mạnh hoạt động về thể chất, tinh thần và xã hội. Quý vị chỉ mất khoảng 10 phút để hoàn thành khảo sát, việc này hoàn toàn không bắt buộc và được án danh. Những câu trả lời của quý vị sẽ không được liên kết với địa chỉ của quý vị dưới bất kỳ hình thức nào. Những ai hoàn thành khảo sát có thể tham gia rút thăm trúng thưởng để giành một trong mười thẻ quà tặng Fred Meyer trị giá 100 đô la. Quý vị cũng có thể nhận được một cuộc gọi về khảo sát này – vui lòng chỉ làm khảo sát một lần.

Portland Parks and Recreation luôn đánh giá cao thời gian và những đóng góp của quý vị! Chúng tôi hy vọng quý vị sẽ hoàn thành khảo sát ngắn này.

Trân trọng,

Debi Elliott, PhD
Giám đốc, Survey Research Lab của PSU



Survey Research Lab
1600 SW 4th Ave Suite 400
Portland, OR 97201
Debi Elliott, Director
503-725-5198 phone
elliottd@pdx.edu



PORTLAND PARKS & RECREATION

Healthy Parks, Healthy Portland

1120 SW 5th Ave, Suite 1302
Portland, OR 97204
www.portlandoregon.gov/parks

亲爱的波特兰居民，

本函系诚邀您参加一项简短的调查，调查内容是关于您对 Portland Parks and Recreation (PP&R) 的计划和设施的使用情况。这项调查的目的是收集波特兰居民的反馈意见，以帮助 PP&R 计划未来的发展，并改善公园、康乐计划、健步小径和城市森林。

请完成调查并参加抽奖，
赢取一张价值 100 美元的
Fred Meyer 礼品卡
吧（共 10 张）！

通过访问以下网站并使用下面列出的 PIN 登录，您马上即可在线完成本次调查。



PIN: <PIN>

本次调查是由 PSU Survey Research Lab 代表 PP&R 进行。PP&R 的使命是提供能促进身心健康和社会活动的安全场所、设施和方案，从而帮助波特兰居民休闲放松。完成调查大约需要 10 分钟，并且是完全自愿且匿名的。您的回答将不会以任何方式与您的地址相关联。每位完成调查的人都可以参加一次抽奖，赢取一张价值 100 美元的 Fred Meyer 礼品卡（共十张）。您也可能会接到电话，对您进行电话调查 – 请仅完成一次该项调查。

Portland Parks and Recreation 感谢您投入的宝贵时间和意见！我们希望您能完成这项简短的调查。

谨启，

Debi Elliott 博士
PSU Survey Research Lab 主管

Appendix 8. Recruitment Letter



Survey Research Lab
1600 SW 4th Ave Suite 400
Portland, OR 97201
Debi Elliott, Director
503-725-5198 phone
elliottd@pdx.edu



PORTLAND PARKS & RECREATION

Healthy Parks, Healthy Portland

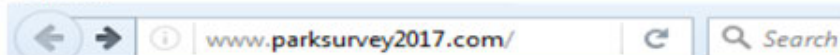
1120 SW 5th Ave, Suite 1302
Portland, OR 97204
www.portlandoregon.gov/parks

Уважаемый житель Портленда!

Приглашаю Вас принять участие в кратком опросе, посвященном использованию Вами программ и объектов Портлендского управления парков и мест отдыха и развлечений (Portland Parks and Recreation, PP&R). Цель опроса заключается в сборе отзывов жителей Портленда, способствующих планированию управлением PP&R дальнейших мер по улучшению наших парков, программ отдыха и развлечений, троп и городских лесов.

Заполните
вопросник и
получите шанс
выиграть одну из
10 подарочных
карточек магазина
Fred Meyer
стоимостью 100
долларов!

Вы можете сразу заполнить этот вопросник в сетевом режиме, посетив сайт по следующему адресу и введя указанный ниже персональный идентификационный номер PIN.



PIN: <PIN>

Опрос проводится лабораторией Survey Research Lab университета PSU от имени управления PP&R. Задача управления PP&R — помочь жителям Портленда отдыхать и развлекаться, предоставляя безопасные участки, объекты и программы, способствующие физической, умственной и социальной активности. Добровольное и полностью анонимное заполнение вопросника займет примерно 10 минут. Ваши ответы не будут каким-либо образом привязаны к Вашему адресу. Каждое лицо, заполнившее вопросник, получит шанс выиграть одну из 10 подарочных карточек магазина Fred Meyer стоимостью 100 долларов. Кроме того, в связи с этим опросом Вам могут позвонить по телефону — пожалуйста, заполняйте вопросник только один раз.

Портлендское управление парков и мест отдыха и развлечений (Portland Parks and Recreation) высоко ценит затраченное Вами время и Ваш вклад! Мы надеемся, что Вы заполните этот краткий вопросник.

С уважением,

Debi Elliott, PhD
Директор лаборатории Survey Research Lab университета PSU

Appendix 9.

Phone Survey Instrument

Portland Parks and Recreation 2017 Household Survey - English	
ORGPH	
Imported Original Phone Number 999-999-9999	
PIN	
Imported 5-Digit SRL PIN	
SAMPLE	
Imported Sample Type	
Choices	
Cell	1
Landline	2
ABS	3
GROUP	
Imported Sample Group	
Choices	
African American	1
Chinese	2
Hispanic	3
Native American	4
Russian	5
Vietnamese	6
None (ABS Unknown)	0
ZIP5	
Imported original sample zip code	
COALITION	
Imported Neighborhood Coalition	
COALITIONCAT	
Imported Neighborhood Coalition Category	
Choices	
Central Northeast Neighborhoods	1
East Portland Neighborhood Office	2
Neighbors West/Northwest	3
North Portland Neighborhood Services	4
Northeast Coalition of Neighbors	5
Southeast Uplift Neighborhood Program	6
Southwest Neighborhoods, Inc.	7
Unknown	0
WEBCO	
Survey already completed via web survey	
Choices	
No, not completed on web	0
Yes, completed on web	1

Appendix 9. Phone Survey Instrument

INTRO		
Phone Number: \$N		
Callback Notes: <F6> PIN Number: <PIN> Web Survey Address: www.parksurvey2017.com		
Choices		
OK - CONTINUE	00	D
Answering Machine	01	==> /INT01
Regular Busy	02	==> /INT02
No Answer	03	==> /INT03
Non-Residential Number	04	==> /INT04
Number Change	05	==> /TEL01
Cell Phone Refusal	06	==> /INT06
Non-Working, Disconnected, Fast Busy, Temporarily Out Of Service	07	==> /INT07
Language Barrier (Not English or Spanish)	08	==> /INT08
Disability Barrier	09	==> /INT09
FAX Machine	10	==> /INT10
Group Home	11	==> /INT11
Call Blocking, Technological Barrier	12	==> /INT15
(SPANISH) Answering Machine	61	==> /INT61
(SPANISH BILINGUAL ONLY) Regular Busy	62	==> /INT62
(SPANISH BILINGUAL ONLY) No Answer	63	==> /INT63
(ADMIN USE ONLY) Duplicate Record / HH has Multiple Lines	75	I ==> /INT75
(ADMIN USE ONLY) Completed Web Survey	76	I ==> /INT76
NTRO1		
<p>Hello, my name is \$I and I am calling from Portland State University, on behalf of Portland Parks & Recreation. I want to assure you that we're not selling anything. We're conducting a 15 minute survey to gather opinions about Parks & Recreation to support future planning. You may have even received a letter in the mail about the survey. After you complete this survey, you can enter a drawing to win one of ten \$100 Fred Meyer gift cards. Just to verify, are you 18 years of age or older?</p> <p>[IF NO]: May I please speak to a household member who is 18 years of age or older? Your responses will be kept completely anonymous, your participation is voluntary, and you can skip any item you don't want to answer.</p> <p>NOTE: We only want to survey each household once. Do not complete this phone survey if someone in the household already completed the web survey. Households will only be entered into the gift card drawing once.</p>		
Choices		
Yes - Continue with Survey	00	D
(English) Specific Callback	01	==> /INT50
(Spanish) Specific Callback	02	==> /INT66
(English) Generic Callback	03	==> /INT55
(Spanish) Generic Callback	04	==> /INT65
(English) Immediate Hang Up	05	==> /INT95
(Spanish) Immediate Hang Up	06	==> /INT64
(English) Soft Refusal	07	==> /INT57
(Spanish) Soft Refusal	08	==> /INT67
(English & Spanish) Hard Refusal or Never Callback	09	==> /INT91
Language Barrier (Not English or Spanish)	10	==> /INT08
Disability Barrier	11	==> /INT09
Non-Residential Number	12	==> /INT04
No One Lives in the HH 18+ / Youth Cell Phone	13	==> /INT13
RF Phone Survey, Completing on Web	17	==> /INT17
Already Completed Web Survey	18	==> /INT18

INT01

Please indicate what type of answering machine you have reached. If it is an obvious business answering machine, back-up and code the record out as "Non-Residential."

Residential Answering Machine - Should be used for voicemail or telephone answering machines, where the message confirms it is a residential household.

Answering Machine (unknown if housing unit) - Should be used for telephone answering message (e.g. voicemail or a telephone answering machine) that does not conclusively indicate whether the number is for a residential household or not.

==> +1 IF NOT (INTRO=01)

Choices

Residential Answering Machine	01		==> /END
Answering Machine (unknown if housing unit)	16		==> /END

INT02

Regular Busy Signal - Should be used when you get a regular (slow) busy signal.

==> +1 IF NOT (INTRO=02)

Choices

Regular Busy	02	D	==> /END
--------------	----	---	----------

INT03

No Answer - Should be used when you let the phone ring for 5+ times and no one picks up the phone and an answering machine does not come on.

==> +1 IF NOT (INTRO=03)

Choices

No Answer	03	D	==> /END
-----------	----	---	----------

INT04

Sorry to have bothered you. We are surveying households only. Thank you for your time today.

Non-Residential - Should be used for dedicated business and non-residence lines (e.g., government offices). Should not be used for group quarters. If this is a home business, and a HH and business share the same telephone number, do not use this code; attempt to survey the HH.

==> +1 IF NOT (INTRO=04 OR NTRO1=12)

Choices

Non-Residential	04	D	==> /END
-----------------	----	---	----------

INT06

TRY TO GET NEW PHONE NUMBER OR CALLBACK AT BETTER TIME

I'm sorry to have bothered you. Is there a better number I can reach you at, or may we call you at a better time (e.g., when you are not driving, or during off-peak hours)?

Number Change - Should be used if R is willing to provide another number to call them at. Enter new number on the next screen, then call them back immediately at that new number, or schedule a CB for a later time. Cell Phone Refusal - Should be used if a R refuses to complete the survey specifically because they are on their cell phone and their location or activity does not allow them to complete an interview.

==> +1 IF NOT (INTRO=06)

Choices

Cell Phone Refusal	06	D	==> /END
Number Change	12		==> /TEL01

INT07

Non-working, Disconnected, Fast Busy, Temporarily Out Of Service - Should be used for non-working (e.g., technical problems, circuit overloads, bad lines), disconnected and temporarily out of service numbers, special technological circumstances (such as pagers), and fast busy signals.

==> +1 IF NOT (INTRO=07)

Choices

Non-working, Disconnected, Fast Busy, Temporarily Out Of Service	07	D	==> /END
--	----	---	----------

Appendix 9. Phone Survey Instrument

INT08			
RECORD LANGUAGE IF KNOWN			
Sorry to have bothered you. We do not have anyone that speaks your language.			
Language Barrier (not English or Spanish) - Should be used in cases in which no one in the HH speaks a language that the survey is being conducted in (i.e., English or Spanish). We are not using translators for this survey. Please record the language you think the R was speaking.			
==> +1 IF NOT (INTRO=08 OR NTR01=10)			
Choices			
Language Barrier (not English or Spanish)	08	DO	==> /END
INT09			
Sorry to have bothered you. (We are not able to complete this survey with a TTY system.) Thank you for your time today.			
Disability Barrier - Should be used when R have cognitive, mental, or physical disabilities that prevents them from answering and/or understanding questions and there is no one else in the HH that can complete the survey. This could include both permanent conditions (e.g., senility, blindness or deafness) and temporary conditions (e.g., pneumonia or drunkenness).			
TTY Systems - A video phone that when called, you're connected to an Interpreting Center and are prompted with this type of message: Please wait until your call connects, you will hear ringing until you call connects. Then you're prompted to say who you are and an interpreter would connect you to the R. If you encounter this specific message and situation, it is okay to assume you're calling a deaf person using a TTY system and can omit leaving a message. Just code the call out as a Disability Barrier and leave a note about a possible or confirmed TTY system.			
==> +1 IF NOT (INTRO=09 OR NTR01=11)			
Choices			
Disability Barrier	09	D	==> /END
INT10			
Fax / Data Line - Should be used for dedicated fax or data lines. Lines that are used by a HH for both regular phone calls and data links are eligible, therefore, do not use this code and attempt to conduct an interview with those HHs if possible.			
==> +1 IF NOT (INTRO=10)			
Choices			
Fax / Data Line	10	D	==> /END
INT11			
Sorry to have bothered you. Thank you for your time today.			
Group Home / Quarters - Should be used when R does not have their own individual line (e.g., assisted living facilities, nursing homes, prisons, sanitariums, military barracks, or college dormitories).			
==> +1 IF NOT (INTRO=11)			
Choices			
Group Home	11	D	==> /END
INT13			
Just to verify, no one lives in your house that's 18 years of age or older? Just to verify, is it possible to speak to someone 18 years of age or older on this line? [IF NOT:] I'm sorry to have bothered you. Thank you for your time today.			
No One Lives in HH 18+ - Use this code for housing units with no eligible Rs because no one who lives in the household (at any time) who is 18 years of age or older. Youth Cell Phone - Use this code if you reach a youth-only cell phone where it is not possible to speak to someone 18 on that line.			
==> +1 IF NOT (NTR01=13)			
Choices			
No One Lives in HH 18+ / Youth Cell Phone (Ineligible)	13 D		==> /END
INT15			
Call Blocking, Technological Barrier - Used for call-screening, call-blocking, or other telecommunication technologies that create barriers to getting through to a number. You may receive an automated message saying something like: "The person you are trying to reach is not accepting calls at this time. Please try your call later." and then the phone goes to a busy signal. These numbers are likely temporarily disconnected or set to "do not disturb," so we will try to callback once later.			
==> +1 IF NOT (INTRO=12)			
Choices			
Call Blocking, Technological Barrier	15	D	==> /END

INT17

Thank you for being will to complete this important survey online. You may have received a letter about this with information about the website and your pin number. Your unique pin is <PIN>. The website to take the survey is parksurvey2017.com.

RF Phone Survey, Completing on Web - Used when a R refuses to complete the phone survey but says that they will complete the web survey.

==> +1 IF NOT (NTRO1=17)

Choices

RF Phone Survey, Completing on Web	17	D	==> /END
------------------------------------	----	---	----------

INT18

Thank you for participating.

Already Completed Web Survey - Used when a R tells you that they already completed the web survey.

==> +1 IF NOT (NTRO1=18)

Choices

Already Completed Web Survey	18	D	==> /END
------------------------------	----	---	----------

INT50

When would be a better time to callback?

English Specific Callback - To be used when a R schedules a definite appointment to be called back at a specific time to complete the interview.

==> +1 IF NOT (NTRO1=01)

Choices

English Specific Callback	50	D	==> /CB
---------------------------	----	---	---------

INT55

REFUSAL CONVERSION: (Example Text, Use As Needed) We are only surveying a small number of households and your responses would be very helpful to Portland Parks & Recreation to evaluate and improve their services and facilities in order to plan for the future of Portland's parks. This study will be of benefit to Portland residents by providing Portland Parks & Recreation information that will help them improve their programs and better meet residents' needs. It will also help Portland Parks & Recreation make informed decisions about taking actions that are supported by the public.

English Generic Callback - Should be used when the R is being fairly cooperative, might be willing to do the survey, but a Specific CB appointment time is not able to be confirmed. These numbers will be automatically called back in 1 to 3 days. REMINDER: Leave CB Notes.

==> +1 IF NOT (NTRO1=03)

Choices

English Generic Callback	55	D	==> /END
--------------------------	----	---	----------

INT57

REFUSAL CONVERSION: (Example Text, Use As Needed) We are only surveying a small number of households and your responses would be very helpful to Portland Parks & Recreation to evaluate and improve their services and facilities in order to plan for the future of Portland's parks. This study will be of benefit to Portland residents by providing Portland Parks & Recreation information that will help them improve their programs and better meet residents' needs. It will also help Portland Parks & Recreation make informed decisions about taking actions that are supported by the public.

IF NEEDED: Would you be willing to complete this important survey online?

[IF YES: Back-up to NTRO1 and select "RF Phone Survey, Completing on Web."]

English Soft Refusal - Should be used when the R provides a temporary reason for not participating, (such as being too busy), is uncertain as to the usefulness of participating, or expresses a lack of interest about the survey topic. For example, this code could be used if the R has not heard the entire introduction and/or automatically says something vague like "not interested," and just hangs up before you start or get through an adequate RF Conversion. These numbers will be automatically called back in 1 to 3 days. REMINDER: Leave CB Notes.

==> +1 IF NOT (NTRO1=07)

Choices

English Soft Refusal	57	D	==> /END
----------------------	----	---	----------

Appendix 9. Phone Survey Instrument

INT61			
Spanish Answering Machine - To be used when we get an residential answering machine when calling HHs who are assumed to be, or have been designated as Spanish-speaking. This code can be used by non-bilingual IWRs. NOTE: If you are coding this record out for the first time as a verified Spanish HH, remember to switch the survey to "Spanish" using "Wrong Language Imported" before choosing this option.			
==> +1 IF NOT (INTRO=61)			
Choices			
Spanish Answering Machine	61	D	==> /END
INT62			
Spanish Regular Busy - To be used when we get a busy signal when calling HHs who have been designated as Spanish-speaking. Code only to be used by bilingual IWRs. NOTE: If you are coding this record out for the first time as a verified Spanish HH, remember to switch the survey to "Spanish" using "Wrong Language Imported" before choosing this option.			
==> +1 IF NOT (INTRO=62)			
Choices			
Spanish Regular Busy	62	D	==> /END
INT63			
Spanish No Answer - To be used when we get a no answer when calling HHs who have been designated as Spanish-speaking. Code only to be used by bilingual IWRs. NOTE: If you are coding this record out for the first time as a verified Spanish HH, remember to switch the survey to "Spanish" using "Wrong Language Imported" before choosing this option.			
==> +1 IF NOT (INTRO=63)			
Choices			
Spanish No Answer	63	D	==> /END
INT64			
Spanish Immediate Hang Up - To be used when we get an immediate hang up when calling HHs who are suspected to be Spanish-speaking only, or have been designated as Spanish-speaking. Can be used by non-bilingual IWRs. NOTE: If you are coding this record out for the first time as a verified Spanish HH, remember to switch the survey to "Spanish" using "Wrong Language Imported" before choosing this option.			
==> +1 IF NOT (NTRO1=06)			
Choices			
Spanish Immediate Hang Up	64	D	==> /END
INT65			
MAKE SURE TO RECORD CB NOTES BEFORE EXITING.			
REFUSAL CONVERSION: (Example Text, Use As Needed) We are only surveying a small number of households and your responses would be very helpful to Portland Parks & Recreation to evaluate and improve their services and facilities in order to plan for the future of Portland's parks. This study will be of benefit to Portland residents by providing Portland Parks & Recreation information that will help them improve their programs and better meet residents' needs. It will also help Portland Parks & Recreation make informed decisions about taking actions that are supported by the public.			
Spanish Generic Callback - Should be used when the R is being fairly cooperative, might be willing to do the survey, but a Specific CB appointment time is not able to be confirmed. These numbers will be automatically called back in 1 to 3 days.			
REMINDER: Leave CB Notes.			
NOTE: If you are coding this record out for the first time as a verified Spanish HH, remember to switch the survey to "Spanish" using "Wrong Language Imported" before choosing this option.			
==> +1NOT (NTRO1=04)			
Choices			
Spanish Generic Callback	65	D	==> /END
INT66			
MAKE SURE TO RECORD CB NOTES BEFORE EXITING.			
We will have one of our Spanish-speaking interviewers call you back as soon as possible.			
Spanish Specific Callback - To be used to schedule definite appointments with Spanish-speaking interviewers to callback on a specific day and time.			
NOTE: If you are coding this record out for the first time as a Spanish Specific or Generic Callback, remember to switch survey to "Spanish" using "Wrong Language Imported" before choosing this option or scheduling the CB.			
==> +1 IF NOT (NTRO1=02)			
Choices			
Spanish Specific Callback	66		==> /CB

INT67

MAKE SURE TO RECORD CB NOTES BEFORE EXITING.

REFUSAL CONVERSION: (Example Text, Use As Needed) We are only surveying a small number of households and your responses would be very helpful to Portland Parks & Recreation to evaluate and improve their services and facilities in order to plan for the future of Portland's parks. This study will be of benefit to Portland residents by providing Portland Parks & Recreation information that will help them improve their programs and better meet residents' needs. It will also help Portland Parks & Recreation make informed decisions about taking actions that are supported by the public.

IF NEEDED: Would you be willing to complete this important survey online?

[IF YES: Back-up to NTR01 and select "RF Phone Survey, Completing on Web."]

Spanish Soft Refusal - Should be used when the R provides a temporary reason for not participating, (such as being too busy), is uncertain as to the usefulness of participating, or expresses a lack of interest about the survey topic. For example, this code could be used if the R has not heard the entire introduction and/or automatically says something vague like "not interested," and just hangs up before you start or get through an adequate RF Conversion. These numbers will be automatically called back in 1 to 3 days. REMINDER: Leave CB Notes.

NOTE: If you are coding this record out for the first time as a verified Spanish HH, remember to switch the survey to "Spanish" using "Wrong Language Imported" before choosing this option.

==> +1 IF NOT (NTR01=08)

Choices

Spanish Soft Refusal	67	D	==> /END
----------------------	----	---	----------

INT91

REFUSAL CONVERSION: We are only surveying a small number of households and your responses would be very helpful to Portland Parks & Recreation to evaluate and improve their services and facilities in order to plan for the future of Portland's parks. This study will be of benefit to Portland residents by providing Portland Parks & Recreation information that will help them improve their programs and better meet residents' needs. It will also help Portland Parks & Recreation make informed decisions about taking actions that are supported by the public. **IF NEEDED:** Would you be willing to complete this important survey online? [IF YES: Back-up to NTR01 and select "RF Phone Survey, Completing on Web."]

PURPOSE: The results of this survey will be used by Portland Parks & Recreation to evaluate and improve their services and facilities in order to plan for the future of Portland's parks. This study will be of benefit to Portland residents by providing Portland Parks & Recreation information that will help them improve their programs and better meet residents' needs. It will also help Portland Parks & Recreation make informed decisions about taking actions that are supported by the public.

SURVEY CONTACTS: If you have any questions about this survey, you may contact Jason Smith at Portland Parks & Recreation (Jason.Smith@portlandoregon.gov), or call the Portland Parks & Recreation general information line at 503-823-PLAY.

If you have questions about the validity of the study or the Survey Research Lab you may call Dr. Debi Elliott, the Director of the Survey Research Laboratory at Portland State University, at 503-725-5198 or visit the Survey Research Lab website at www.srl.pdx.edu.

If you have concerns or questions about your rights as a research subject, please contact the PSU Human Subjects Research Review Committee, at 503-725-4288. **HOW DID YOU GET MY PHONE NUMBER?** Your number was randomly selected from all households in the City of Portland.

Hard Refusal (English & Spanish) - Should be used if you introduced the survey (hitting the key points of the intro screen(s), tried to do a refusal conversion once communicating the main and relevant points, and the R insists and says again they don't want to participate (thus refusing twice). It can also be used if someone is very insistent with their refusal or angry, and you do not think they can be convinced to complete the survey. These are final refusals and will likely be not be called back.

Never Callback - Should only be used if R says "take me off your list," "don't ever call me again," or is acting very inappropriately or irately. These are final refusals and will be not be called back.

EXAMPLES OF BRIEF NOTES: - Doesn't do surveys - Too busy - Angry or irate - Not available during calling times - Not interested - Declined CB - Second RF - Rude, foul language

==> +1 IF NOT (NTR01=09)

Choices

Hard Refusal (RECORD BRIEF NOTES)	91	O	==> /END
Never Callback	92		==> /END

Appendix 9. Phone Survey Instrument

INT95

English Immediate Hang Up - Should be used if the R didn't say anything (other than hello) and hung up on you as you were introducing the survey. No screener was completed (if applicable) and it is unknown if the person answering the phone was a HHM and eligible to complete the survey. These records will be automatically called back in a few days.

==> +1 IF NOT (NTR01=05)

Choices			
English Immediate Hang Up	95	D	==> /END

S1RACE

READ OPTIONS 01-09; SELECT ALL THAT APPLY

[included 6/7/17-6/10/17] This survey is, in part, intended to determine whether individuals of different backgrounds have differing opinions about Portland parks. Therefore, we're trying to make sure this survey is representative of ALL Portland residents. Could you please tell me which of the following best describes your race or ethnicity? You may select all that apply.

Refusal Conversion: For this survey, Portland Parks & Recreation wants to know whether individuals of different backgrounds have differing opinions or needs. Therefore, I do need to know the racial or ethnic group most appropriate for categorizing your answers. Would you be willing to provide this information in this special instance? As I said before, all of your responses are anonymous. Which of the following best describes your race or ethnicity?

Choices			
Alaska Native	01		
American Indian or Native American	02		
Asian	03		
Black or African American	04		
Hispanic or Latino	05		
Native Hawaiian or Other Pacific Islander	06		
Slavic or Eastern European	07		
White	08		
Other (please specify):	09 O		
R mentioned they don't live in Portland; need to be screened out	77 X		==> INT40
Don't Know	88 X		
Refused	99 X		

S2RACE2

READ OPTIONS 1-3; SELECT ALL THAT APPLY

Are you Chinese or Vietnamese?

==> +1 IF NOT (S1RACE=03)

Choices			
Chinese	1		
Vietnamese	2		
No (Other Asian)	3		
Refused	9	X	

INT42

[included 6/7/17-6/10/17] Thank you for your time, but we already have enough completed surveys to represent this group of Portland residents. Those are all the questions I have for you today. I appreciate your willingness to complete the survey. Goodbye.

R removed because of Race/Ethnicity screening

==> +1 IF S1RACE=02 OR S1RACE=05 OR S2RACE2=2

Choices			
R removed because of Race/Ethnicity screening	42	D	==> /END

CITY

Just to verify, do you currently live in the City of Portland?

IWR NOTE: We are looking to speak to households that are inside the boundaries of Portland City Limits.

Choices			
No	0		==> INT40
Yes	1		
Don't Know	8		==> INT41
Refused	9		==> INT41

INT40

We are only surveying people who live in Portland. Thank you for your time today.

Not in the City of Portland - Used when a R does not currently live in the City of Portland.

==> +1 IF NOT (CITY=0 OR S1RACE=77)

Choices

Not in the City of Portland	40	D	==> /END
-----------------------------	----	---	----------

INT41

We are only surveying people who live in Portland. Thank you for your time today.

DK/RF City of Portland Screening - Used when a R does not verify that they currently live in the City of Portland.

==> +1 IF NOT (CITY=8,9)

Choices

DK/RF City of Portland Screening	41	D	==> /END
----------------------------------	----	---	----------

SECT1

Next, a few general questions about Portland parks.

Choices

Press enter to continue	0	D
-------------------------	---	---

Q1

READ OPTIONS 1-5

In the past 12 months, how many times have you or someone in your household visited a Portland park or natural area, like nature trails, forests, woods, wetlands, or streams?

Choices

2 or more times a week	1
Once a week	2
2 to 3 times per month	3
A few times a year	4
Never	5
Don't Know	8
Refused	9

Q2

READ OPTIONS 1-4

How would you rate the overall quality of these parks?

==> COMP_Q4 IF Q1=5,8,9

Choices

Poor	1
Fair	2
Good	3
Excellent	4
Don't Know	8
Refused	9

Q3

Why would you rate them as poor?

==> COMP_Q4 IF Q2=2,3,4,8,9

Choices

Please specify reason:	0	DO
Don't Know	8	
Refused	9	

Appendix 9. Phone Survey Instrument

COMP_Q4		
Language Computation for Q4		
==> *Q1		
Choices		
more	1	
more	2	
more	3	
more	4	
	5	
	8	
	9	
Q4		
READ OPTIONS 01-10; PAUSING AFTER EACH FOR YES OR NO; SELECT ALL THAT APPLY		
Which of the following reasons may prevent you or other household members from visiting Portland's parks <COMP_Q4>? I'll read a list, please tell me "yes" or "no" after each.		
Choices		
Concern for safety	01	
Lack of consideration for people with disabilities	02	
Park doesn't offer what I'm looking for	03	
Programs don't match my interests	04	
Not accessible by public transportation	05	
Not enough time	06	
No one to go with	07	
Too crowded	08	
Too far from home	09	
Any other reason? (please specify):	10	O
Don't Know	88	X
Refused	99	X
Q5_1		
READ OPTIONS 1-3 TWICE, THEN AS NEEDED, SELECT ONLY ONE		
Next, I'm going to read a list of typical features you find in parks. Hypothetically, for each feature tell me whether you or members of your household WOULD ONLY use them if they were in your neighborhood park, OR you would use them even if they were in a park OUTSIDE of your neighborhood, OR you would not use them at all no matter where they were located. First, Basketball courts Would you...		
NOTE: By "neighborhood park" we mean whatever park you consider to be your local neighborhood park.		
Choices		
ONLY use them in your neighborhood park	1	
Use them EVEN IF they were in a park OUTSIDE your neighborhood	2	
Not use them at all	3	
Don't Know	8	
Refused	9	
Q5_2		
READ OPTIONS 1-3 TWICE, THEN AS NEEDED, SELECT ONLY ONE		
Baseball or softball fields		
NOTE: By "neighborhood park" we mean whatever park you consider to be your local neighborhood park.		
Choices		
ONLY use them in your neighborhood park	1	
Use them EVEN IF they were in a park OUTSIDE your neighborhood	2	
Not use them at all	3	
Don't Know	8	
Refused	9	

Q5_3

READ OPTIONS 1-3 TWICE, THEN AS NEEDED, SELECT ONLY ONE

Football, soccer, or lacrosse fields

NOTE: By "neighborhood park" we mean whatever park you consider to be your local neighborhood park.

Choices

ONLY use them in your neighborhood park	1
Use them EVEN IF they were in a park OUTSIDE your neighborhood	2
Not use them at all	3
Don't Know	8
Refused	9

Q5_4

READ OPTIONS 1-3 TWICE, THEN AS NEEDED, SELECT ONLY ONE

Tennis courts

NOTE: By "neighborhood park" we mean whatever park you consider to be your local neighborhood park.

Choices

ONLY use them in your neighborhood park	1
Use them EVEN IF they were in a park OUTSIDE your neighborhood	2
Not use them at all	3
Don't Know	8
Refused	9

Q5_5

READ OPTIONS 1-3 TWICE, THEN AS NEEDED, SELECT ONLY ONE

Indoor pools

NOTE: By "neighborhood park" we mean whatever park you consider to be your local neighborhood park.

Choices

ONLY use them in your neighborhood park	1
Use them EVEN IF they were in a park OUTSIDE your neighborhood	2
Not use them at all	3
Don't Know	8
Refused	9

Q5_6

READ OPTIONS 1-3 TWICE, THEN AS NEEDED, SELECT ONLY ONE

Outdoor pools

NOTE: By "neighborhood park" we mean whatever park you consider to be your local neighborhood park.

Choices

ONLY use them in your neighborhood park	1
Use them EVEN IF they were in a park OUTSIDE your neighborhood	2
Not use them at all	3
Don't Know	8
Refused	9

Q5_7

READ OPTIONS 1-3 TWICE, THEN AS NEEDED, SELECT ONLY ONE

Community gardens

NOTE: By "neighborhood park" we mean whatever park you consider to be your local neighborhood park.

Choices

ONLY use them in your neighborhood park	1
Use them EVEN IF they were in a park OUTSIDE your neighborhood	2
Not use them at all	3
Don't Know	8
Refused	9

Appendix 9. Phone Survey Instrument

Q5_8

READ OPTIONS 1-3 TWICE, THEN AS NEEDED, SELECT ONLY ONE

Playgrounds

NOTE: By "neighborhood park" we mean whatever park you consider to be your local neighborhood park.

Choices

ONLY use them in your neighborhood park	1
Use them EVEN IF they were in a park OUTSIDE your neighborhood	2
Not use them at all	3
Don't Know	8
Refused	9

Q5_9

READ OPTIONS 1-3 TWICE, THEN AS NEEDED, SELECT ONLY ONE

Skate parks

NOTE: By "neighborhood park" we mean whatever park you consider to be your local neighborhood park.

Choices

ONLY use them in your neighborhood park	1
Use them EVEN IF they were in a park OUTSIDE your neighborhood	2
Not use them at all	3
Don't Know	8
Refused	9

Q5_10

READ OPTIONS 1-3 TWICE, THEN AS NEEDED, SELECT ONLY ONE

Spray play or interactive water features

NOTE: By "neighborhood park" we mean whatever park you consider to be your local neighborhood park.

Choices

ONLY use them in your neighborhood park	1
Use them EVEN IF they were in a park OUTSIDE your neighborhood	2
Not use them at all	3
Don't Know	8
Refused	9

Q5_11

READ OPTIONS 1-3 TWICE, THEN AS NEEDED, SELECT ONLY ONE

Display gardens or arboretums, like the Rose Garden, Chinese Gardens, Japanese Garden, Leach Botanical Garden, or Hoyt Arboretum

NOTE: By "neighborhood park" we mean whatever park you consider to be your local neighborhood park.

Choices

ONLY use them in your neighborhood park	1
Use them EVEN IF they were in a park OUTSIDE your neighborhood	2
Not use them at all	3
Don't Know	8
Refused	9

Q5_12

READ OPTIONS 1-3 TWICE, THEN AS NEEDED, SELECT ONLY ONE

Paved trails and paths

NOTE: By "neighborhood park" we mean whatever park you consider to be your local neighborhood park.

Choices

ONLY use them in your neighborhood park	1
Use them EVEN IF they were in a park OUTSIDE your neighborhood	2
Not use them at all	3
Don't Know	8
Refused	9

Q5_13

READ OPTIONS 1-3 TWICE, THEN AS NEEDED, SELECT ONLY ONE

Soft surface trails for hiking or biking

NOTE: By "neighborhood park" we mean whatever park you consider to be your local neighborhood park.

Choices

ONLY use them in your neighborhood park	1
Use them EVEN IF they were in a park OUTSIDE your neighborhood	2
Not use them at all	3
Don't Know	8
Refused	9

Q5_14

READ OPTIONS 1-3 TWICE, THEN AS NEEDED, SELECT ONLY ONE

Natural area parks with undeveloped open space

NOTE: By "neighborhood park" we mean whatever park you consider to be your local neighborhood park.

Choices

ONLY use them in your neighborhood park	1
Use them EVEN IF they were in a park OUTSIDE your neighborhood	2
Not use them at all	3
Don't Know	8
Refused	9

Q5_15

READ OPTIONS 1-3 TWICE, THEN AS NEEDED, SELECT ONLY ONE

Trees or shaded areas

NOTE: By "neighborhood park" we mean whatever park you consider to be your local neighborhood park.

Choices

ONLY use them in your neighborhood park	1
Use them EVEN IF they were in a park OUTSIDE your neighborhood	2
Not use them at all	3
Don't Know	8
Refused	9

Q5_16

READ OPTIONS 1-3 TWICE, THEN AS NEEDED, SELECT ONLY ONE

Open-grassed areas for casual recreational activities

NOTE: By "neighborhood park" we mean whatever park you consider to be your local neighborhood park.

Choices

ONLY use them in your neighborhood park	1
Use them EVEN IF they were in a park OUTSIDE your neighborhood	2
Not use them at all	3
Don't Know	8
Refused	9

Appendix 9. Phone Survey Instrument

Q5_17

READ OPTIONS 1-3 TWICE, THEN AS NEEDED, SELECT ONLY ONE

Group picnic areas

NOTE: By "neighborhood park" we mean whatever park you consider to be your local neighborhood park.

Choices

ONLY use them in your neighborhood park	1
Use them EVEN IF they were in a park OUTSIDE your neighborhood	2
Not use them at all	3
Don't Know	8
Refused	9

Q5_18

READ OPTIONS 1-3 TWICE, THEN AS NEEDED, SELECT ONLY ONE

Dog off-leash areas

NOTE: By "neighborhood park" we mean whatever park you consider to be your local neighborhood park.

Choices

ONLY use them in your neighborhood park	1
Use them EVEN IF they were in a park OUTSIDE your neighborhood	2
Not use them at all	3
Don't Know	8
Refused	9

SECT2

The next section focuses on recreation activities.

Choices

Press enter to continue	0	D
-------------------------	---	---

Q6

READ OPTIONS 0-5 UNTIL STOPPED

During the past 12 months, approximately how many recreation, sport, or environmental education programs provided by Portland Parks & Recreation have you or members of your household participated in?

Choices

None	0
1	1
2 to 3	2
4 to 6	3
7 to 10	4
11 or more	5
Don't Know	8
Refused	9

COMP_Q7

Language Computation for Q7

==> *Q6

Choices

	0
this program	1
these programs	2
these programs	3
these programs	4
these programs	5
	8
	9

Q7

READ OPTIONS 1-4

How would you rate the overall quality of <COMP_Q7>?

==> COMP_Q9 IF Q6=0,8,9

Choices	
Poor	1
Fair	2
Good	3
Excellent	4
Don't Know	8
Refused	9

COMP_Q8**Language Computation for Q8**

==> *Q6

Choices	
	0
this program	1
these programs	2
these programs	3
these programs	4
these programs	5
	8
	9

Q8**Why do you rate <COMP_Q8> as poor?**

==> COMP_Q9 IF Q7=2,3,4,8,9

Choices		
Please specify reason:	0	DO
Don't Know	8	
Refused	9	

COMP_Q9**Language Computation for Q9**

==> *Q6

Choices	
	0
more	1
more	2
more	3
more	4
more	5
	8
	9

Appendix 9. Phone Survey Instrument

Q9		
READ OPTIONS 01-12; PAUSING AFTER EACH TO ALLOW FOR YES OR NO; SELECT ALL THAT APPLY		
Which of the following reasons may prevent you or other household members from participating in <COMP_Q9> Portland Parks & Recreation programs? Please say "yes" or "no" after each.		
Choices		
Activities are offered at inconvenient times	01	
Concern for safety	02	
Cost	03	
Lack of consideration for people with disabilities	04	
Programs don't match my interests	05	
Not accessible by public transportation	06	
Not aware of programs	07	
Not enough time	08	
No one to go with	09	
Too crowded	10	
Too far from home	11	
Any other reasons? (please specify):	12	O
Don't Know	88	X
Refused	99	X
Q10_1		
READ SCALE AGAIN AS NEEDED		
On a scale of 1 to 5 with "1" being "Not at All Important" and "5" being "Very Important," please rate how important each of the following programs are to you and your household? After school programs		
Choices		
(1) Not at All Important	1	
(2)	2	
(3)	3	
(4)	4	
(5) Very Important	5	
Don't Know	8	
Refused	9	
Q10_2		
Classes to LEARN arts and crafts		
Choices		
(1) Not at All Important	1	
(2)	2	
(3)	3	
(4)	4	
(5) Very Important	5	
Don't Know	8	
Refused	9	
Q10_3		
Classes to LEARN music		
Choices		
(1) Not at All Important	1	
(2)	2	
(3)	3	
(4)	4	
(5) Very Important	5	
Don't Know	8	
Refused	9	

Q10_5	
Educational pre-school programs	
Choices	
(1) Not at All Important	1
(2)	2
(3)	3
(4)	4
(5) Very Important	5
Don't Know	8
Refused	9
Q10_6	
Fitness programs	
Choices	
(1) Not at All Important	1
(2)	2
(3)	3
(4)	4
(5) Very Important	5
Don't Know	8
Refused	9
Q10_7	
Golf programs	
Choices	
(1) Not at All Important	1
(2)	2
(3)	3
(4)	4
(5) Very Important	5
Don't Know	8
Refused	9
Q10_8	
Leagues to play a sport or game	
Choices	
(1) Not at All Important	1
(2)	2
(3)	3
(4)	4
(5) Very Important	5
Don't Know	8
Refused	9
Q10_9	
Nature and environmental educational programs	
Choices	
(1) Not at All Important	1
(2)	2
(3)	3
(4)	4
(5) Very Important	5
Don't Know	8
Refused	9

Appendix 9. Phone Survey Instrument

Q10_10	
Outdoor arts and culture events	
Choices	
(1) Not at All Important	1
(2)	2
(3)	3
(4)	4
(5) Very Important	5
Don't Know	8
Refused	9

Q10_11	
Motorsports related events at Portland International Raceway (PIR)	
Choices	
(1) Not at All Important	1
(2)	2
(3)	3
(4)	4
(5) Very Important	5
Don't Know	8
Refused	9

Q10_12	
Non-motorsports related events at Portland International Raceway (PIR)	
Choices	
(1) Not at All Important	1
(2)	2
(3)	3
(4)	4
(5) Very Important	5
Don't Know	8
Refused	9

Q10_13	
Programs for people with disabilities	
Choices	
(1) Not at All Important	1
(2)	2
(3)	3
(4)	4
(5) Very Important	5
Don't Know	8
Refused	9

Q10_14	
Senior programs	
Choices	
(1) Not at All Important	1
(2)	2
(3)	3
(4)	4
(5) Very Important	5
Don't Know	8
Refused	9

Q10_15		
Swim programs		
Choices		
(1) Not at All Important	1	
(2)	2	
(3)	3	
(4)	4	
(5) Very Important	5	
Don't Know	8	
Refused	9	
Q10_16		
Teen programs		
Choices		
(1) Not at All Important	1	
(2)	2	
(3)	3	
(4)	4	
(5) Very Important	5	
Don't Know	8	
Refused	9	
Q10_17		
Tennis programs		
Choices		
(1) Not at All Important	1	
(2)	2	
(3)	3	
(4)	4	
(5) Very Important	5	
Don't Know	8	
Refused	9	
Q10_18		
Youth summer camps		
Choices		
(1) Not at All Important	1	
(2)	2	
(3)	3	
(4)	4	
(5) Very Important	5	
Don't Know	8	
Refused	9	
SECT3		
The next section focuses on Portland trees.		
Choices		
Press enter to continue	0	D
Q11		
On a scale of 1 to 5, with "1" being "Completely Unsatisfied" and "5" being "Completely Satisfied," how satisfied are you with the NUMBER OF TREES that line the streets in your neighborhood?		
Choices		
(1) Completely Unsatisfied	1	
(2)	2	
(3)	3	
(4)	4	
(5) Completely Satisfied	5	
Don't Know	8	
Refused	9	

Appendix 9. Phone Survey Instrument

Q12	
Did you know that Portland Parks & Recreation is responsible for managing the trees in parks and the trees that line the streets?	
Choices	
No / Don't Know	0
Yes	1
Refused	9
Q13_1	
READ SCALE AGAIN AS NEEDED	
Please rate how important you think each of the following Portland Parks & Recreation goals are on a scale of 1 to 5, with "1" meaning it is "Not at All Important" and "5" meaning it is "Very Important."	
Educating the public about the benefits of trees and a healthy ecosystem	
Choices	
(1) Not at All Important	1
(2)	2
(3)	3
(4)	4
(5) Very Important	5
Don't Know	8
Refused	9
Q13_2	
Ensuring trees are equally distributed across all neighborhoods	
Choices	
(1) Not at All Important	1
(2)	2
(3)	3
(4)	4
(5) Very Important	5
Don't Know	8
Refused	9
Q13_3	
Encouraging more public involvement with tree management	
Choices	
(1) Not at All Important	1
(2)	2
(3)	3
(4)	4
(5) Very Important	5
Don't Know	8
Refused	9
Q13_4	
Creating and enforcing a regulatory program for trees	
Choices	
(1) Not at All Important	1
(2)	2
(3)	3
(4)	4
(5) Very Important	5
Don't Know	8
Refused	9

Q13_5**Ensuring that Portland has enough trees****Choices**

(1) Not at All Important	1
(2)	2
(3)	3
(4)	4
(5) Very Important	5
Don't Know	8
Refused	9

Q13_6**Managing the health of trees and forests in the city****Choices**

(1) Not at All Important	1
(2)	2
(3)	3
(4)	4
(5) Very Important	5
Don't Know	8
Refused	9

Q13_7**Maintaining trees and reducing tree-related safety hazards****Choices**

(1) Not at All Important	1
(2)	2
(3)	3
(4)	4
(5) Very Important	5
Don't Know	8
Refused	9

Q13_8**Doing tree-related research****Choices**

(1) Not at All Important	1
(2)	2
(3)	3
(4)	4
(5) Very Important	5
Don't Know	8
Refused	9

SECT4**The next questions are about planning and communication.****Choices**

Press enter to continue	0	D
-------------------------	---	---

Appendix 9. Phone Survey Instrument

Q14_1

READ SCALE AGAIN AS NEEDED

The City of Portland is developing long-term plans for spending money on Parks & Recreation over the next five years. On a scale of 1 to 5, with "1" being "Not at All Important" and "5" being "Very Important," please rate how important each of the following is to spend money on. Developing new community centers in neighborhoods that don't currently have easy access to one

Choices	
(1) Not at All Important	1
(2)	2
(3)	3
(4)	4
(5) Very Important	5
Don't Know	8
Refused	9

Q14_2

Developing new parks in neighborhoods that don't currently have easy access to one

Choices	
(1) Not at All Important	1
(2)	2
(3)	3
(4)	4
(5) Very Important	5
Don't Know	8
Refused	9

Q14_3

Acquiring more natural areas with undeveloped open space

Choices	
(1) Not at All Important	1
(2)	2
(3)	3
(4)	4
(5) Very Important	5
Don't Know	8
Refused	9

Q14_4

Planting and maintaining trees to improve the health of the urban forest

Choices	
(1) Not at All Important	1
(2)	2
(3)	3
(4)	4
(5) Very Important	5
Don't Know	8
Refused	9

Q14_5

Repairing existing park buildings, facilities and community centers

Choices	
(1) Not at All Important	1
(2)	2
(3)	3
(4)	4
(5) Very Important	5
Don't Know	8
Refused	9

Q14_6	
Restoring and improving the environmental health of existing park lands	
Choices	
(1) Not at All Important	1
(2)	2
(3)	3
(4)	4
(5) Very Important	5
Don't Know	8
Refused	9

Q14_7	
Converting existing sports fields to synthetic turf to extend the playing season	
Choices	
(1) Not at All Important	1
(2)	2
(3)	3
(4)	4
(5) Very Important	5
Don't Know	8
Refused	9

Q14_8	
Developing new trails for running, walking, and cycling	
Choices	
(1) Not at All Important	1
(2)	2
(3)	3
(4)	4
(5) Very Important	5
Don't Know	8
Refused	9

Q14_9	
Building new swimming pools	
Choices	
(1) Not at All Important	1
(2)	2
(3)	3
(4)	4
(5) Very Important	5
Don't Know	8
Refused	9

Q14_10	
Developing new community centers focused on arts and music programming	
Choices	
(1) Not at All Important	1
(2)	2
(3)	3
(4)	4
(5) Very Important	5
Don't Know	8
Refused	9

Appendix 9. Phone Survey Instrument

Q15_1

READ SCALE AGAIN AS NEEDED

Thank you. Next... Please rate how important each of the following should be to Portland Parks & Recreation on a scale of 1 to 5, with "1" being "Not at All Important" and "5" being "Very Important."
Providing affordable park and recreation programs

Choices

(1) Not at All Important	1
(2)	2
(3)	3
(4)	4
(5) Very Important	5
Don't Know	8
Refused	9

Q15_2

Maintaining existing parks, natural lands, and facilities

Choices

(1) Not at All Important	1
(2)	2
(3)	3
(4)	4
(5) Very Important	5
Don't Know	8
Refused	9

Q15_3

Developing new parks, trails, and community centers

Choices

(1) Not at All Important	1
(2)	2
(3)	3
(4)	4
(5) Very Important	5
Don't Know	8
Refused	9

Q15_4

Preserving and enhancing trees and forests in the city

Choices

(1) Not at All Important	1
(2)	2
(3)	3
(4)	4
(5) Very Important	5
Don't Know	8
Refused	9

Q15_5

Buying undeveloped land for future park use

Choices

(1) Not at All Important	1
(2)	2
(3)	3
(4)	4
(5) Very Important	5
Don't Know	8
Refused	9

Q15_6	
Providing park and recreation services to the most vulnerable populations in the community	
Choices	
(1) Not at All Important	1
(2)	2
(3)	3
(4)	4
(5) Very Important	5
Don't Know	8
Refused	9

Q15_7	
Supporting environmental sustainability	
Choices	
(1) Not at All Important	1
(2)	2
(3)	3
(4)	4
(5) Very Important	5
Don't Know	8
Refused	9

Q16_1	
READ OPTIONS 1-4 TWICE, THEN AS NEEDED	
I'm going to read a list of ways in which Portland Parks & Recreation communicates with the public. We would like to know if you've ever used any of these methods to get information about Portland Parks & Recreation. For each, please tell me if this method is something you have ever USED, have NEVER USED, or didn't know it existed. Catalog of activities	
Choices	
Used	1
Never Used	2
Didn't Know Existed	3
Refused	9

Q16_2	
READ OPTIONS 1-4 TWICE, THEN AS NEEDED	
Email	
Choices	
Used	1
Never Used	2
Didn't Know Existed	3
Refused	9

Q16_3	
READ OPTIONS 1-4 TWICE, THEN AS NEEDED	
Friend or word of mouth	
Choices	
Used	1
Never Used	2
Didn't Know Existed	3
Refused	9

Q16_4	
READ OPTIONS 1-4 TWICE, THEN AS NEEDED	
Flyers and brochures	
Choices	
Used	1
Never Used	2
Didn't Know Existed	3
Refused	9

Appendix 9. Phone Survey Instrument

Q16_5	
READ OPTIONS 1-4 TWICE, THEN AS NEEDED	
Online news sources	
Choices	
Used	1
Never Used	2
Didn't Know Existed	3
Refused	9
Q16_6	
READ OPTIONS 1-4 TWICE, THEN AS NEEDED	
Portland Parks & Recreation website	
Choices	
Used	1
Never Used	2
Didn't Know Existed	3
Refused	9
Q16_7	
READ OPTIONS 1-4 TWICE, THEN AS NEEDED	
Advertisements in newspapers and magazines	
Choices	
Used	1
Never Used	2
Didn't Know Existed	3
Refused	9
Q16_8	
READ OPTIONS 1-4 TWICE, THEN AS NEEDED	
Public meetings	
Choices	
Used	1
Never Used	2
Didn't Know Existed	3
Refused	9
Q16_9	
READ OPTIONS 1-4 TWICE, THEN AS NEEDED	
Radio	
Choices	
Used	1
Never Used	2
Didn't Know Existed	3
Refused	9
Q16_10	
READ OPTIONS 1-4 TWICE, THEN AS NEEDED	
Social media	
Choices	
Used	1
Never Used	2
Didn't Know Existed	3
Refused	9

Q16_11		
READ OPTIONS 1-4 TWICE, THEN AS NEEDED		
Television		
Choices		
Used	1	
Never Used	2	
Didn't Know Existed	3	
Refused	9	
Q17		
READ OPTIONS 00-10; PAUSING AFTER EACH TO ALLOW FOR YES OR NO; SELECT ALL THAT APPLY		
Now, I'm going to read that same list of ways Portland Parks & Recreation can communicate with the public. For each, please tell me "yes" or "no" regarding how you would like to receive Portland Parks & Recreation information.		
NOTE: This is not signing you up for anything.		
Choices		
Catalog of activities	00	
Email	01	
Friend or word of mouth	02	
Flyers and brochures	03	
Online news sources	04	
Portland Parks & Recreation website	05	
Advertisements in newspapers and magazines	06	
Public meetings	07	
Radio	08	
Social media	09	
Television	10	
Don't Know	88	X
Refused	99	X
DEMO		
Finally, a few questions for demographic purposes only.		
Choices		
Press enter to continue	0	D
ZIP		
DO NOT READ OPTIONS; ENTER 5-DIGIT ZIPCODE		
First, to identify which parks are closest to your neighborhood, may I please have your zip code?		
NOTE: We only need your zip code to determine what Portland Parks & Recreation service area you are in, in order to identify which parks are closest to your neighborhood. It will not be used for any other purpose, and we will not be asking for any other information about where you live.		
Choices		
97201	97201	
97202	97202	
97203	97203	
97204	97204	
97205	97205	
97206	97206	
97209	97209	
97210	97210	
97211	97211	
97212	97212	
97213	97213	
97214	97214	
97215	97215	
97216	97216	
97217	97217	
97218	97218	
97219	97219	

Appendix 9. Phone Survey Instrument

97220	97220
97221	97221
97227	97227
97229	97229
97230	97230
97231	97231
97232	97232
97233	97233
97236	97236
97239	97239
97266	97266
Not Listed	77777 O
Don't Know	88888
Refused	99999

CELL

Is the phone you are speaking on now a cell phone?

REFUSAL CONVERSION: Since cell phone users are often not represented in phone surveys, it's very important that we include people on cell phones. We want to make sure households like yours are properly represented and included in this study.

Choices	
No	0
Yes	1
Don't Know	8
Refused	9

GENDER

DO NOT READ OPTIONS

To verify, what is your gender?

Choices	
Male	0
Female	1
Trans male	2
Trans female	3
Genderqueer/Androgynous	4
Other (please specify):	5 O
Prefer to Not Answer	9

AGE

ENTER 4-DIGIT YEAR 1899-1999

What year were you born?

REFUSAL CONVERSION: Portland Parks & Recreation wants to understand the differing opinions across all ages of residents, so it would be useful to know this.

Choices	
R is under 18 (born 2000-2017)	8888
Refused	9999

INT14

We can only complete surveys with people who are 18 years of age or older. Thank you for your time.

R is not 18+ (Discovered at Demographics) - Use this code if the R completing the survey is not 18 years of age or older and this was only discovered at the demographics, even though it was asked about in the introduction.

==> +1 IF NOT (AGE=8888)

Choices			
R is not 18+ (Discovered at Demographics)	14	D	==> /END

EDU		
READ OPTIONS 01-06		
Which of the following best describes your highest level of education?		
Choices		
Less than a high school diploma	01	
High school graduate, GED, or alternate credential	02	
Some college, but no degree	03	
Associate's degree (2-year degree)	04	
Bachelor's degree (4-year degree)	05	
Graduate or professional degree	06	
Other (please specify):	77	O
Don't Know	88	
Refused	99	
RACE		
READ OPTIONS 01-09; SELECT ALL THAT APPLY		
Please tell me which of the following best describes your race or ethnicity. You may select all that apply.		
Choices		
Alaska Native	01	
American Indian or Native American	02	
Asian	03	
Black or African American	04	
Hispanic or Latino	05	
Native Hawaiian or Other Pacific Islander	06	
Slavic or Eastern European	07	
White	08	
Other (please specify):	09	O
Don't Know	88	X
Refused	99	X
RACE2		
READ OPTIONS 1-3; SELECT ALL THAT APPLY		
Are you Chinese or Vietnamese?		
==> +1 IF NOT (RACE=03)		
Choices		
Chinese	1	
Vietnamese	2	
No (Other Asian)	3	
Refused	9	X
RES		
READ OPTIONS 0-4 UNTIL STOPPED		
How long have you lived in Portland?		
Choices		
Less than a year	0	
1 to less than 2 years	1	
3 to less than 5 years	2	
5 to less than 10 years	3	
10 years or more	4	
Don't Know	8	
Refused	9	

Appendix 9. Phone Survey Instrument

HOME		
Do you own or rent your home?		
Choices		
Own	1	
Rent	2	
Other (please specify):	7	0
Don't Know	8	
Refused	9	
HHMS_1		
Other than yourself, how many people live in your household in each of the following age groups? 0 to 5 years old		
Choices		
None	0	
1	1	
2	2	
3	3	
4	4	
5	5	
6	6	
7 or More	7	
R lives alone	8	==> ABILITY
Refused	9	
HHMS_2		
(Other than yourself, how many people live in your household in each of the following age groups?) 6 to 12 years old		
==> ABILITY IF HHMS_1=8		
Choices		
None	0	
1	1	
2	2	
3	3	
4	4	
5	5	
6	6	
7 or More	7	
Refused	9	
HHMS_3		
(Other than yourself, how many people live in your household in each of the following age groups?) 13 to 17 years old		
Choices		
None	0	
1	1	
2	2	
3	3	
4	4	
5	5	
6	6	
7 or More	7	
Refused	9	

HHMS_4

(Other than yourself, how many people live in your household in each of the following age groups?) 18 to 59 years old

Choices	
None	0
1	1
2	2
3	3
4	4
5	5
6	6
7 or More	7
Refused	9

HHMS_5

(Other than yourself, how many people live in your household in each of the following age groups?) 60 years of age or older

Choices	
None	0
1	1
2	2
3	3
4	4
5	5
6	6
7 or More	7
Refused	9

ABILITY

Portland Parks & Recreation would like to better understand the needs of the community; are you or someone in your household a person with a disability?

Choices	
No	0
Yes	1
Refused	9

DOGS

ENTER NUMBER OF DOGS 0-98

How many dogs do you have?

NOTE: This can include any dogs you or your household members are responsible for.

Choices	
Refused	99

INCOME

READ OPTIONS 01-10 UNTIL STOPPED

Which of the following best describes your household's total annual income for 2016?

NOTE: Your best estimate is fine. NOTE: If asked, this would be your total annual household income before taxes.

Choices	
Less than \$10,000	01
\$10,000 to less than \$15,000	02
\$15,000 to less than \$25,000	03
\$25,000 to less than \$35,000	04
\$35,000 to less than \$50,000	05
\$50,000 to less than \$75,000	06
\$75,000 to less than \$100,000	07
\$100,000 to less than \$150,000	08
\$150,000 to less than \$200,000	09
\$200,000 or more	10
Don't Know	88
Refused	99

Appendix 9. Phone Survey Instrument

INCENTIVE		
Would you like to be entered into the drawing for one of ten \$100 Fred Meyer gift cards?		
Choices		
No, opt-out	0	==> /COMMENTS
Yes, enter drawing	1	
DRAWING		
If selected, would you like us to contact you by phone or email?		
==> COMMENTS IF INCENTIVE=0		
Choices		
Phone	0	
Email	1	
EMAIL		
ENTER AND VERIFY EMAIL ADDRESS (Format: emailme@gmail.com)		
What is your email address?		
NOTE: This is confidential, and will only be used by PSU for the drawing.		
==> +1 IF NOT(DRAWING=1)		
Choices		
Enter Email	0	DO
PHONE_VERIFY		
PHONE NUMBER FORMAT: (999-999-9999)		
Should we call you on this number or a different number?		
==> +1 IF NOT(DRAWING=0)		
Choices		
This number ()	0	D
Different number (please specify):	1	O
NAME		
VERIFY SPELLING		
And what is just your first name?		
NOTE: We will not connect your name to your data; it will only be used for the drawing. NOTE: If R is refusing, we can contact them anonymously via their preferred contact method.		
==> COMMENTS IF INCENTIVE=0		
Choices		
Enter First Name	0	DO
Refused	9	
COMMENTS		
That completes the survey. Do you have any additional comments you would like to add?		
Choices		
No Comments	0	D
Enter Comments:	1	O
INT99		
Time Spent on Survey: \$T		
Just to let you know, you may receive a letter in the mail asking you to complete this same survey online. If you get that letter, please just recycle it. You DO NOT have to complete the survey again. Thank you for your time today! Have a good day/night.		
SURVEY CONTACTS: If you have any questions about this survey, you may contact Jason Smith at Portland Parks & Recreation (Jason.Smith@portlandoregon.gov), or call the Portland Parks & Recreation general information line at 503-823-PLAY.		
If you have questions about the validity of the study or the Survey Research Lab you may call Dr. Debi Elliott, the Director of the Survey Research Laboratory at Portland State University, at 503-725-5198 or visit the Survey Research Lab website at www.srl.pdx.edu .		
If you have concerns or questions about your rights as a research subject, please contact the PSU Human Subjects Research Review Committee, at 503-725-4288.		
Choices		
COMPLETE SURVEY	CO	D

IWR NOTES

*****HANG UP, ANSWER NEXT QUESTION*****

BRIEF INTERVIEWER NOTES

NOTE: Record any unusual circumstances. Consider things the R said that might bias or effect their answers (e.g., they are a PP&R employee), how much difficulty they had understanding the questions, if their level of English or Spanish fluency impacted their comprehension, if they were extremely distracted, not taking the survey seriously, etc. REMINDER: DO NOT include your initials & current date in IWR_NOTES.

Choices

No Comments	0	D	==> /END
Add BRIEF Notes:	1	O	==> /END

SPECIAL STUDY INFORMATION

PURPOSE: The results of this survey will be used by Portland Parks & Recreation to evaluate and improve their services and facilities in order to plan for the future of Portland's parks. This study will be of benefit to Portland residents by providing Portland Parks & Recreation information that will help them improve their programs and better meet residents' needs. It will also help Portland Parks & Recreation make informed decisions about taking actions that are supported by the public.

REFUSAL CONVERSION: We are only surveying a small number of households and your responses would be very helpful to Portland Parks & Recreation to evaluate and improve their services and facilities in order to plan for the future of Portland's parks. This study will be of benefit to Portland residents by providing Portland Parks & Recreation information that will help them improve their programs and better meet residents' needs. It will also help Portland Parks & Recreation make informed decisions about taking actions that are supported by the public.

SURVEY CONTACTS: If you have any questions about this survey, you may contact Jason Smith at Portland Parks & Recreation (Jason.Smith@portlandoregon.gov), or call the Portland Parks & Recreation general information line at 503-823-PLAY.

If you have questions about the validity of the study or the Survey Research Lab you may call Dr. Debi Elliott, the Director of the Survey Research Laboratory at Portland State University, at 503-725-5198 or visit the Survey Research Lab website at www.srl.pdx.edu.

If you have concerns or questions about your rights as a research subject, please contact the PSU Human Subjects Research Review Committee, at 503-725-4288.

HOW DID YOU GET MY PHONE NUMBER? Your address was randomly selected from all households in the City of Portland, and we are calling any of those households that also had a phone number associated with them.

Choices

Press enter to continue	0	D
-------------------------	---	---