

# The City of Portland

## Smart City PDX Youth Open Data Challenge

### W.E.B. Du Bois and the Digital Griots 2024

August 1st – September 30th, 2024



#### Who was W.E.B. Du Bois?

William Edward Burghardt Du Bois (1868-1963) was an American civil rights activist, sociologist, and scholar, historian, and author. W.E.B. Du Bois accomplished to be the first Black person to earn a PhD from Harvard and was a co-founding member of the National Association for the Advancement of Colored People (NAACP). [“An Appeal to the World”](#) submitted and edited by Du Bois and the NAACP to the newly established United Nations in 1947, is considered one of the first organized efforts to focus on human rights issues in America and demanded accountability for the human rights violations against African Americans.

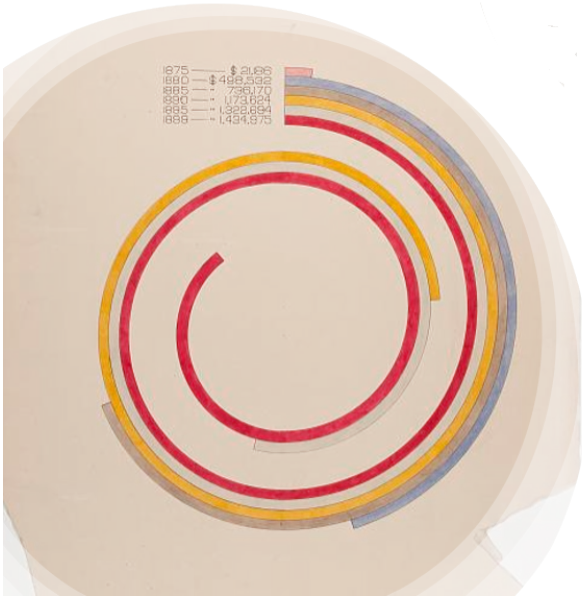
Only 30 years after the abolishment of slavery in the United States, Du Bois and a team of Black American scholars brought the [“American Negro”](#) exhibit to the *1900 Exposition Universelle (the Paris International Exhibit)*. This was the first effort to challenge the global perception at the turn of the 19<sup>th</sup> century that a Black person in the United States was enslaved, worked on a field, or was in a subservient role in a white household or business, and opposed the claims that African Americans were inherently inferior to

Anglo-Americans.

Black socio-economic conditions, life, culture, experiences, and success despite pervasive racism were showcased through qualitative and quantitative methods. Captivating photographs of affluent young African American men and women, diverse skin tones, hair styles, displayed the evidence of Black diversity. Hand drawn data portraits illustrated Black achievements, demographics, social trends, and economic contributions as graphs, charts, and maps, that served as a powerful display to shape the narrative of Black Americans. The exhibition was globally groundbreaking and today continues to prove the power of shaping a viewer’s experience and creating meaning through data design.

## Call to the W.E.B. Du Bois and the Digital Griots Challenge

The *W.E.B. Du Bois and the Digital Griots* challenge is a call to Portland youth to get inspired by the data visualizations that W.E.B. Du Bois developed for the 1900 Paris Exposition and modern digital justice projects to submit personal and community data stories to the City of Portland.



### Introduction

The City of Portland’s Smart City PDX program invites high-school students to participate in the *W.E.B. Du Bois and the Digital Griots* open data challenge. **Competition will be open for submissions from: August 1st – September 30<sup>th</sup>, 2024.** We particularly welcome and encourage entries from Black, Indigenous, students of color.

The *W.E.B. Du Bois and the Digital Griots* challenge is inspired by modern digital data justice projects and the data visualizations that W.E.B. Du Bois developed for the “[American Negro](#)” exhibit the *1900 Exposition Universelle (the Paris International Exposition)*. The open data challenge aims to inspire students to embed Du Bois’s techniques for the “[American Negro](#)” exhibit and *as* engage with data as a *Griot*—a term that refers to traditional West African historians, storytellers, musicians, and poets.

Students will tell an original personal or collective story as a data visualization analysis that is formulated with open data—embarking as a *Digital Griot (A storyteller who simultaneously uses digital tools)*

### Participation Requirements

Incoming students grade 9 through 12 can participate in the challenge individually or in teams of up to 4 members. Projects need to use publicly available data to describe social, economic, or environmental issues, conditions, history, to tell a story. Projects are expected to represent lived experience or experiences of participants, and/or of Black, Indigenous, Asian Pacific Islander, Latinx/e, communities of color, or marginalized identities. The Digital Griot(s) participating in the challenge will explore the following for their project submissions:

- Highlight Black, Indigenous, people of color experiences.
- Use qualitative and/or quantitative data and information.
- Visualize data, stories, information, meaning, disparities, issues, etc.
- Engage in one of the following themes: Community, environment, health, resilience, transit and transportation, migration, economic development, housing and displacement, wellbeing, culture, and heritage.

We encourage data griot and storytellers using creativity, openly available data, and be aware of any privacy issue by protecting names and other personal and sensitive information from unnecessary public disclosure.

## DIGITAL GRIOT OPEN DATA CHALLENGE

Submissions must include personal or collective stories using data publicly available to support local or community stories. Data Stories should include title, context, main narrative, plots, graphs, or maps, and references reporting source data.

Projects need to fit in a 24 x 36 inches single sided page and submitted as a pdf file. Submissions should be sent digitally by September 30<sup>th</sup> at 5 PM PDT.

When your submission is ready, please get ready to submit the following information:

- Name or names of the data griot and storytellers
- Age of the data griot and storytellers
- A contact information
- Title of the submission
- Description of the submission (Max 300 words)
- Maximum file size is 50 MB.

See steps for submissions below.

By agreeing to participate in this open data challenge, participants also agree to the following code of conduct:

[https://docs.google.com/document/d/137CuVNBwTAb5pXb8UCv-9Px\\_OcarJaDYwwYFg0Mrcyo/edit#heading=h.sj85w84avd9k](https://docs.google.com/document/d/137CuVNBwTAb5pXb8UCv-9Px_OcarJaDYwwYFg0Mrcyo/edit#heading=h.sj85w84avd9k)

### Timeline

**Submission application opens:** August 1<sup>st</sup>, 2024, at 8 AM

**Submission application closes:** September 30<sup>th</sup>, 2024, at 5PM

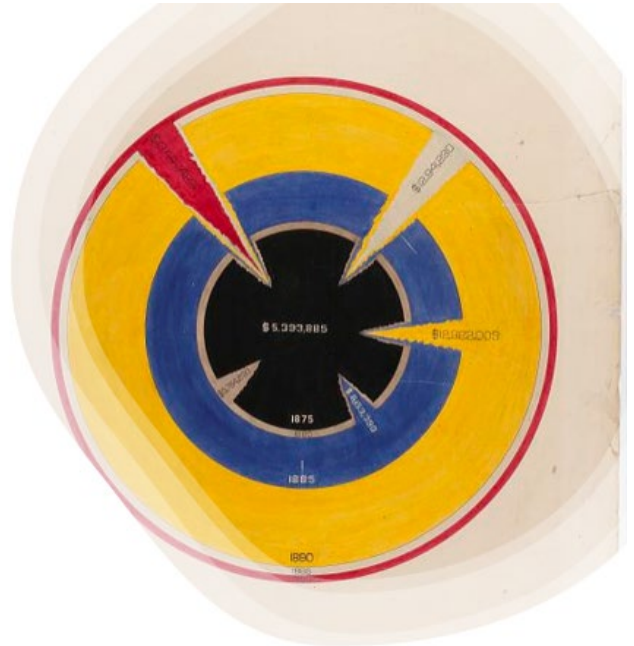
**Selected projects announced:** October 11<sup>th</sup>, 2024, on the City of Portland's Smart City PDX news website:


<https://www.portland.gov/bps/smart-city-pdx/news>

### Award

The 'W.E.B. DuBois Award' will be awarded to three selected projects. The W.E.B. Du Bois awardees will be showcased across the City as part of the W.E.B. DuBois traveling exhibit for a year, be featured on the City website, and become part of the City's digital history.

Three awards will be given to the selected data stories. The award includes \$500 dollars\* incentive and the City of Portland's 2024 Digital Griot recognition.





### Digital Griots Panel/Committee

Three projects will be awarded the ‘W.E.B. DuBois award’ based on technical merits, community value, and impacts. The selected projects will join the traveling exhibit for one-year and become part of the digital history of the City of Portland.

The decision will be given by a Committee formed of local Community Data Experts. Committee members will be announced by September 20<sup>th</sup>, 2024.

### Project Submissions

Accepted submissions are those sent via email to [smartcitypdx@portlandoregon.gov](mailto:smartcitypdx@portlandoregon.gov) or via the submission form <https://arcg.is/OeLOqi> stating August 1st, 2024.



Required information in your submission:


- Name of the person submitting this project.
  - Authors and contributors (if a team)
  - Contact email and phone number.
  - Title of the project
  - 300 words maximum project description.
  - Data visualization and data story. Include pictures, descriptions, and graphs.
- External resources (as links or QR code) can be added, but they won't be evaluated
- Any supporting materials and links.
  - Project PDF file (Alternatively, please generate a link to download the file if

submission is sent by email).

Accepted work will be PDF files 24 x 36 inches format.

Data stories will be evaluated based on the following aspects:

1. Storytelling quality, clear description and use of data, social and personal value, subject understanding, and how good viewer attention is achieved with the storytelling built in the project.
2. The creativity of the presentation of the data and the ability to showcase complex information.
3. Data skills and techniques utilized (sourcing, processing, and visualizations)
4. The organization and ability to understand the presented data. For team submissions, participants must highlight how they collaborated in data sharing.




---

*Submission application closes on September 30<sup>th</sup>, 2024, at 5PM.*

---

## Contact information.

For more information visit <https://www.portland.gov/bps/smart-city-pdx> or send an email to [smartcitypdx@portlandoregon.gov](mailto:smartcitypdx@portlandoregon.gov)

## Supplementary Materials and Resources

Du Bois's American Negro Exhibit for the 1900 Paris Exposition <https://blogs.loc.gov/picturethis/2014/02/du-boiss-american-negro-exhibit-for-the-1900-paris-exposition/>

## Tutorials and references

<https://www.quanthub.com/a-high-schoolers-guide-to-creating-stunning-data-stories/>

<https://griffithunilibrary.github.io/data-storytelling/>

<https://blog.gramener.com/easy-steps-to-data-storytelling/>

<https://online.hbs.edu/blog/post/data-storytelling>

## Open data sources

City of Portland's Open Data sources for events: <https://tinyurl.com/duboisPDX2024>

Communities of Color BIPOC DATA SECTORS: <https://www.coalitioncommunitiescolor.org/demographics-data-resources>

